

БОЛЬШОЙ СКЛАД ЗАПЧАСТЕЙ В САНКТ-ПЕТЕРБУРГЕ

Для лодочных моторов Suzuki в наличии все ходовые запчасти, сервисные наборы, расходные материалы, оригинальные аксессуары, оригинальные и не оригинальные гребные винты, “ноги”, тросы для установки на лодку и многое другое.

Найдите в каталоге коды необходимых запчастей

и отправьте их список на Email: parts-katalog@yandex.ru

мы пришлём информацию о цене и наличии

Возможен самовывоз со склада в Санкт-Петербурге

или отправка EMS по России

Наш сайт: www.partskatalog.ru

Контактный телефон: +7 (981) 121-46-93

Особое внимание, обратите на модификацию двигателя. Сверьте серийный номер и скачайте «правильный» каталог запчастей. Не путайте старые моторы серии «Т» и новые серии «А».

SUZUKI

PARTS CATALOGUE

DF40A/50A/60A

DF40A/AQH

DF40AST

DF50A/ATH

DF60A/ATH/AQH



OUTBOARD MOTOR

E01/E40/E34

2012-10

2ND EDITION

This part catalogue supersedes all the following part catalogue with immediate effect

Model of catalogue	Parts catalogue No.
DF40A/50A/60A E01 012	9900B-45236

PREFACE

When it becomes necessary to replace parts on SUZUKI OUTBOARD MOTORS, always use SUZUKI GENUINE PARTS which have passed a strict inspection which guarantees quality and performance.

This parts catalogue covers the list of all service parts for SUZUKI DF40A/50A/60A production start 2011.

INSTRUCTIONS FOR QUOTING THE CATALOGUE

1. DIMENSIONS

Dimensions of the parts in this catalogue are indicated in unit millimeters.

2. ABBREVIATIONS

Abbreviations used in this catalogue are as follows:

AR	: As required	NT	: Number of teeth
ASSY	: Assembly	OPT	: Optional
E. NO.	: Engine number	OS	: Over size
F. NO.	: Frame number	STD	: Standard
D	: Diameter of material	T	: Thickness
ID	: Inside diameter	US	: Under size
OD	: Outside diameter	W	: Width
L	: Length	W/	: With
LH(PORT)	: Left hand side	S, L, X	: Transom type
RH(STBD)	: Right hand side	SUS	: Stainless steel
~031234	: Up to E.No. 06002F-031234	PTT	: Power trim and tilt
031234~	: From E.No. 06002F-031234		

$\frac{12}{|} \times \frac{34}{|} \times \frac{5.6}{|}$ Figures in the description column
| | | show the dimensions of parts.
ID OD T(or W, L)

→12345-56781 (Parts No.) : indicates that the parts number was changed to 12345-56781 and the new parts are interchangeable with the former ones but the former ones are not interchangeable with new ones.

←12345-56781 (Parts No.) : indicates that the former and new parts are interchangeable with each other and both are usable.

3. INNER PARTS OF ASSEMBLY

Part name with a dot (.) in front as shown in the description column indicates the component of the assembly also available individually.

4. MODIFICATION NOTICE

A parts bulletin will be sent to you on all occasions when changes in parts occur, including interchangeable modifications between new parts and old ones.

5. NOTE

5-1. There are some different parts from those of production models among spare parts for the administrative reasons and common use of them with other models.

5-2. In respect of rubber hoses and vinyl tubes, please be sure to use them by cutting off according to the length mentioned on parts catalogue or what is actually required on the vehicle.

5-3. Note that the drawings on the illustration page are for ready reference of spare parts number, not to be used as an assembly manual. When assembling, use "SUZUKI SERVICE MANUAL".

6. MODEL NAME AND ENGINE NUMBER

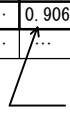
MODEL	DESTINATION	TYPE	TRANSOM	ENGINE No.
DF40ATL	E01	04003F	S, L	04003F-210001 ~
DF40AQL	E01	04003F	L	04003F-210001 ~
DF40AST	E34	04004F	S, L	04004F-210001 ~
DF50ATL	E01	05003F	S, L	05003F-210001 ~
DF50ATHL	E01	05003F	L	05003F-210001 ~
DF60ATL	E01	06002F	S, L, X	06002F-210001 ~
DF60ATL	E40	06002F	L, X	06002F-210001 ~
DF60ATHL	E01, E40	06002F	L, X	06002F-210001 ~
DF60AQL	E01, E40	06002F	L, X	06002F-210001 ~

MILLIMETER → INCH CONVERSION CHART

	0	1	2	3	4	5	6	7	8	9
00	.000	.039	.079	.118	.157	.197	.236	.276	.315	.354
10	.394	.433	.472	.512	.551	.591	.630	.669	.709	.748
20	.787	.827	.866	.906	.945	.984	1.024	1.063	1.102	1.142
30	1.181	1.220	1.260	1.299	1.339	1.378	1.417	1.457	1.496	1.535
40	1.575	1.614	1.654	1.693	1.732	1.772	1.811	1.850	1.890	1.929
50	1.969	2.008	2.047	2.087	2.126	2.165	2.205	2.214	2.283	2.323
60	2.362	2.402	2.441	2.480	2.520	2.559	2.598	2.638	2.677	2.717
70	2.756	2.795	2.835	2.874	2.913	2.953	2.992	3.031	3.071	3.110
80	3.150	3.189	3.228	3.268	3.307	3.346	3.386	3.425	3.465	3.504
90	3.543	3.583	3.622	3.661	3.701	3.740	3.780	3.819	3.858	3.898

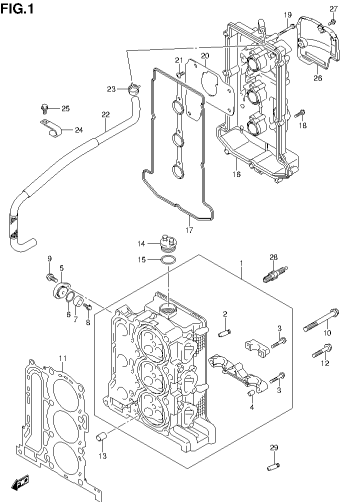
How to read

	0	1	2	3	4
00
10
20	0.906	...
30


 23 millimeters equal 0.906 inch

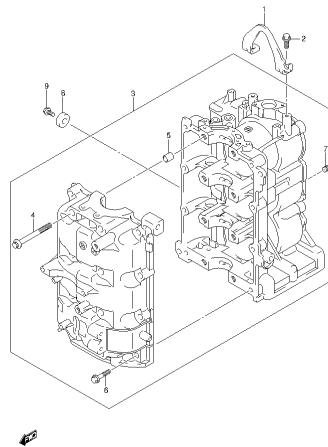
Contents are subject to change without notice or obligation.

FIG.1



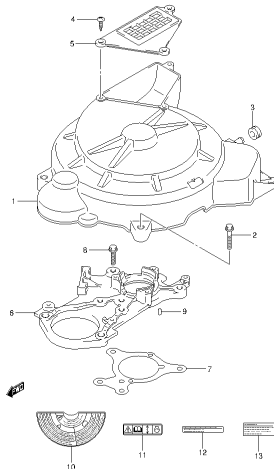
DF40A 50A 80A E01 012_001
CYLINDER HEAD

FIG.2



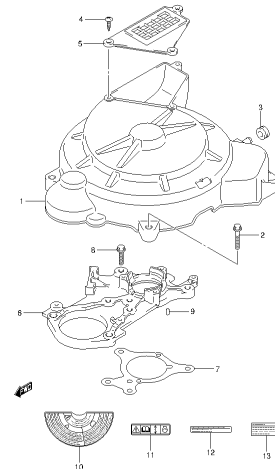
DF40A 50A 80A E01 012_002
CYLINDER BLOCK

FIG.3



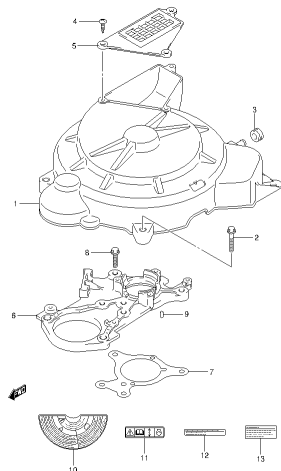
DF40A 50A 80A E01 012_003
RING GEAR COVER

FIG.4



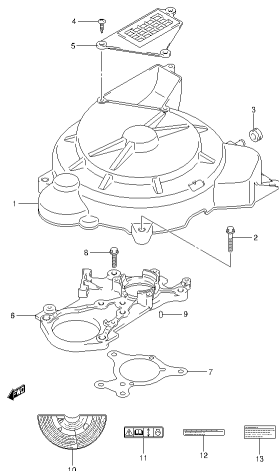
DF40A 50A 80A E01 012_004
RING GEAR COVER

FIG.5



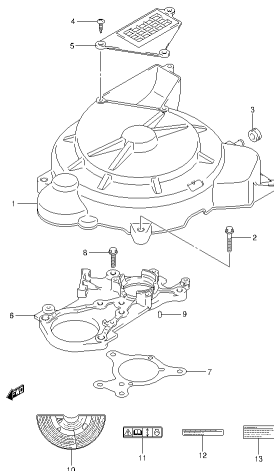
DF40A 50A 80A E01 012_005
RING GEAR COVER

FIG.6



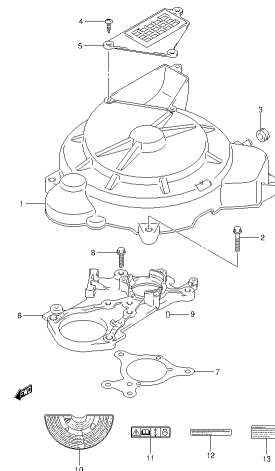
DF40A 50A 80A E01 012_006
RING GEAR COVER

FIG.7



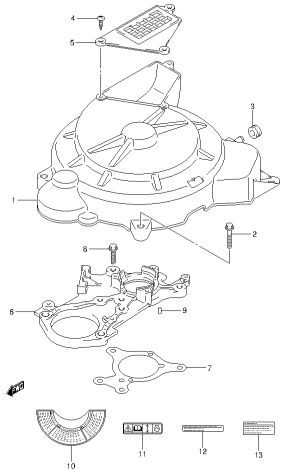
DF40A 50A 80A E01 012_007
RING GEAR COVER

FIG.8



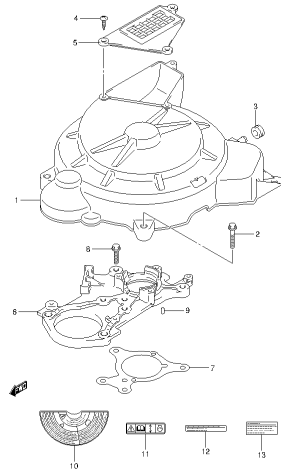
DF40A 50A 80A E01 012_008
RING GEAR COVER

FIG.9



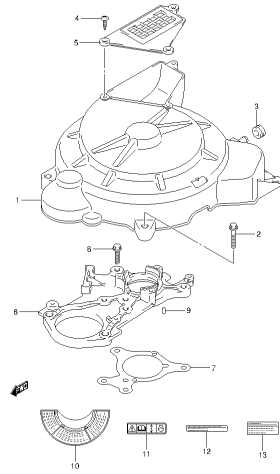
DF40A.50A.80A.E01.012.009
RING GEAR COVER

FIG.10



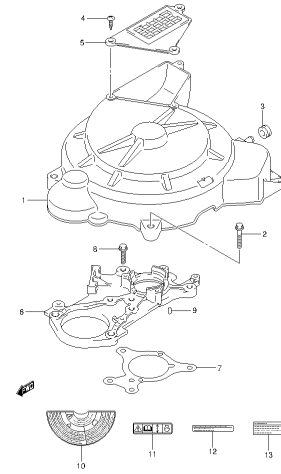
DF40A.50A.80A.E01.012.010
RING GEAR COVER

FIG.11



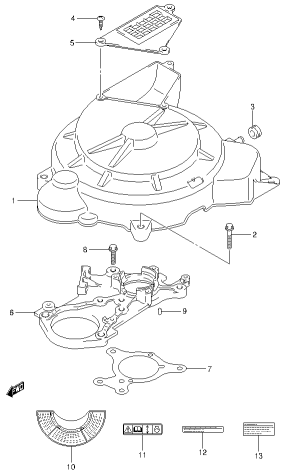
DF40A.50A.80A.E01.012.011
RING GEAR COVER

FIG.12



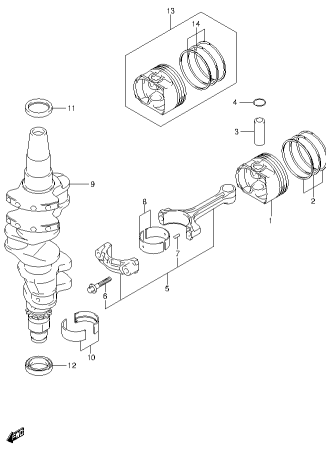
DF40A.50A.80A.E01.012.012
RING GEAR COVER

FIG.13



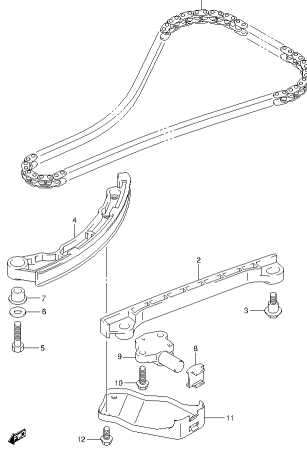
DF40A.50A.80A.E01.012.013
RING GEAR COVER

FIG.14



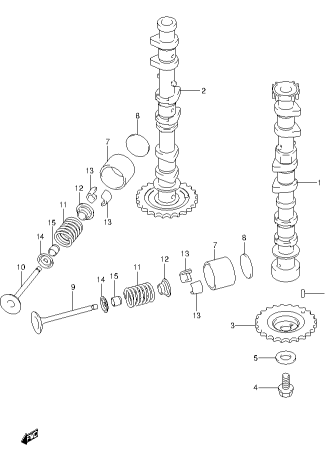
DF40A.50A.80A.E01.012.014
CRANKSHAFT

FIG.15



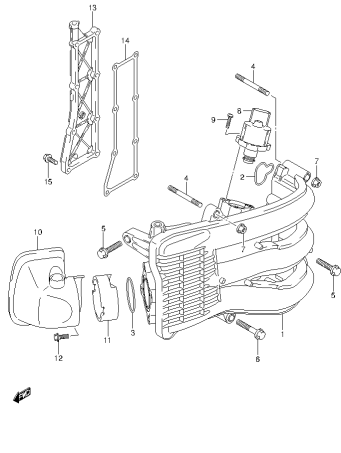
DF40A.50A.80A.E01.012.015
TIMING CHAIN

FIG.16



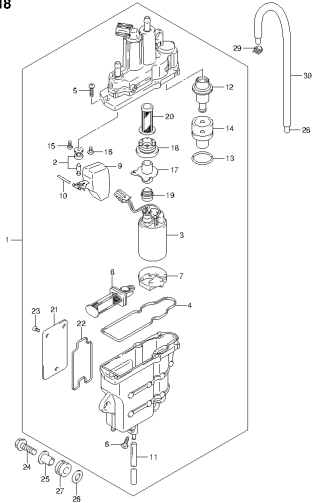
DF40A.50A.80A.E01.012.016
CAMSHAFT

FIG.17



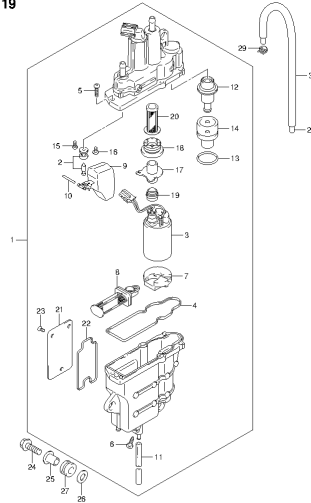
DF40A 50A 60A E01 012_017
INTAKE MANIFOLD COVER

FIG.18



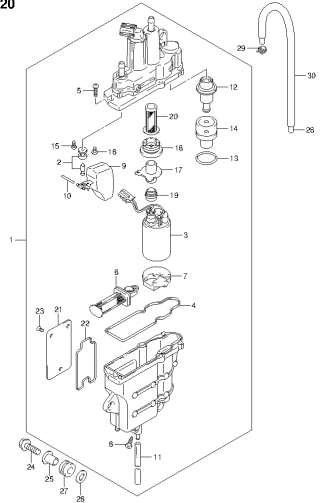
DF40A 50A 60A E01 012_018
FUEL VAPOR SEPARATOR

FIG.19



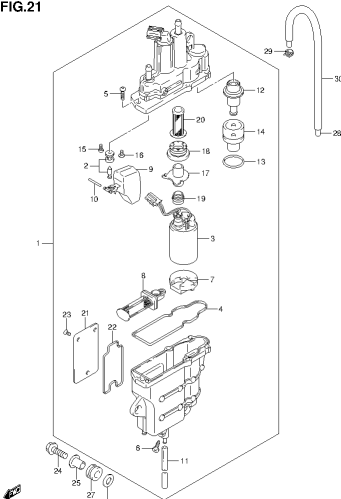
DF40A 50A 60A E01 012_019
FUEL VAPOR SEPARATOR

FIG.20



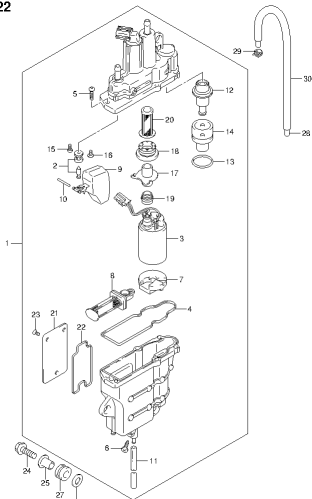
DF40A 50A 60A E01 012_020
FUEL VAPOR SEPARATOR

FIG.21



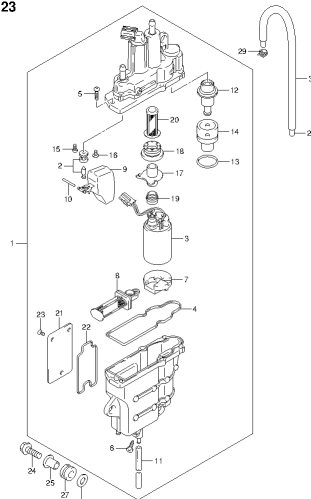
DF40A 50A 60A E01 012_021
FUEL VAPOR SEPARATOR

FIG.22



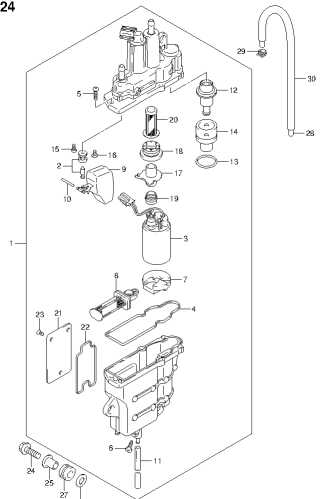
DF40A 50A 60A E01 012_022
FUEL VAPOR SEPARATOR

FIG.23



DF40A 50A 60A E01 012_023
FUEL VAPOR SEPARATOR

FIG.24



DF40A 50A 60A E01 012_024
FUEL VAPOR SEPARATOR

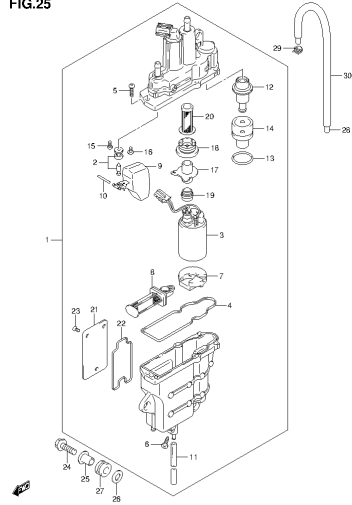
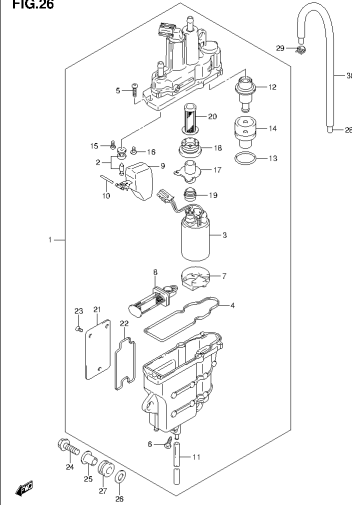
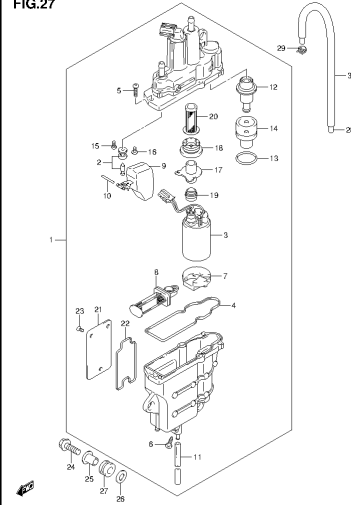
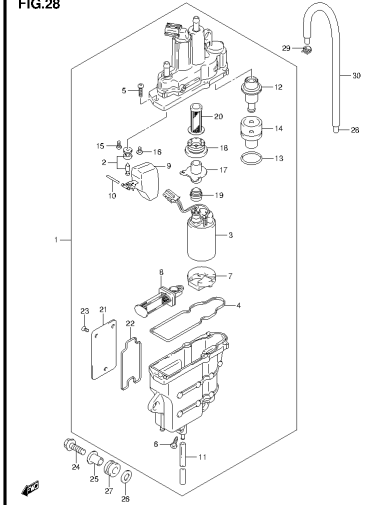
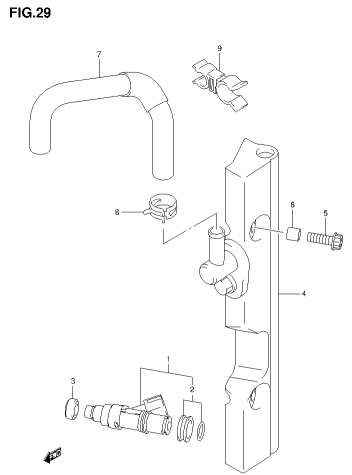
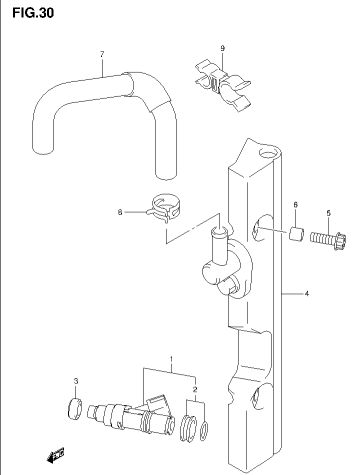
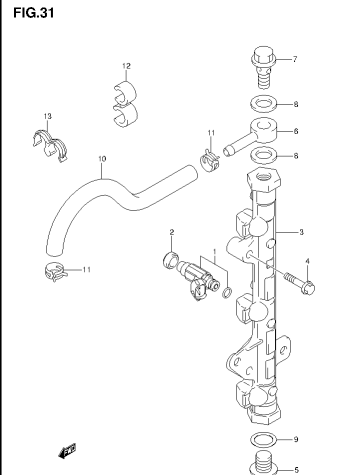
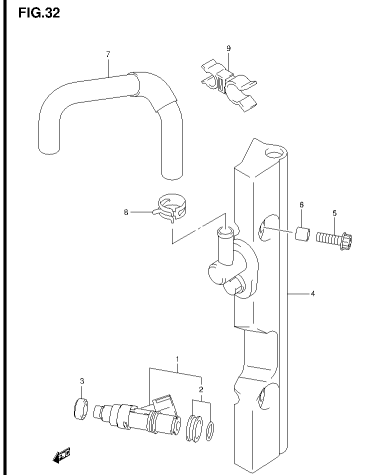
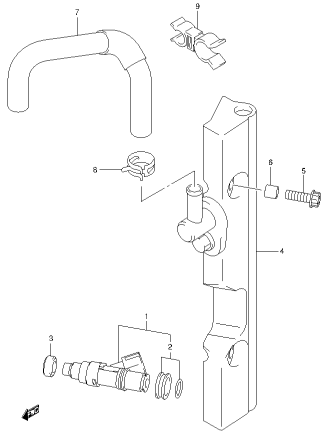
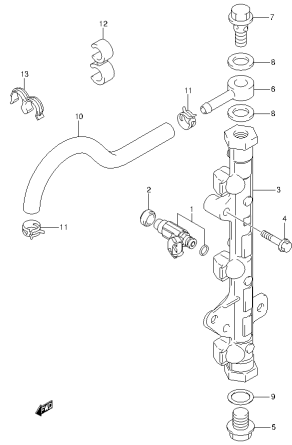
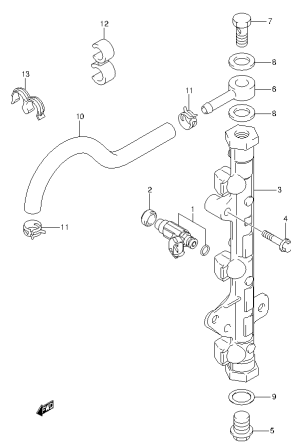
FIG.25DF40A.50A.80A.E01.012_025
FUEL VAPOR SEPARATOR**FIG.26**DF40A.50A.80A.E01.012_026
FUEL VAPOR SEPARATOR**FIG.27**DF40A.50A.80A.E01.012_027
FUEL VAPOR SEPARATOR**FIG.28**DF40A.50A.80A.E01.012_028
FUEL VAPOR SEPARATOR**FIG.29**DF40A.50A.80A.E01.012_029
FUEL INJECTOR**FIG.30**DF40A.50A.80A.E01.012_030
FUEL INJECTOR**FIG.31**DF40A.50A.80A.E01.012_031
FUEL INJECTOR**FIG.32**DF40A.50A.80A.E01.012_032
FUEL INJECTOR

FIG.33

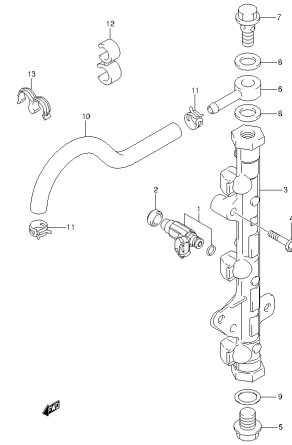
DF40A.50A.80A.E01.012_035
FUEL INJECTOR.

FIG.34

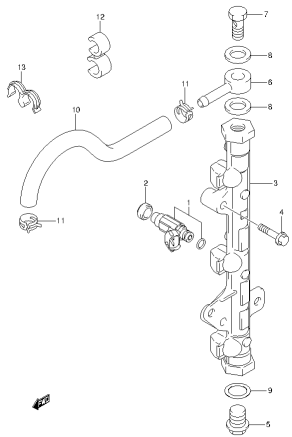
DF40A.50A.80A.E01.012_034
FUEL INJECTOR.

FIG.35

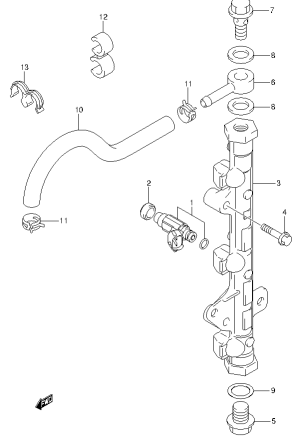
DF40A.50A.80A.E01.012_035
FUEL INJECTOR.

FIG.36

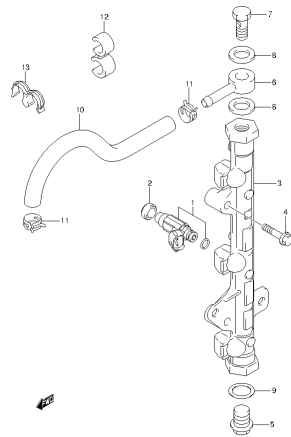
DF40A.50A.80A.E01.012_038
FUEL INJECTOR.

FIG.37

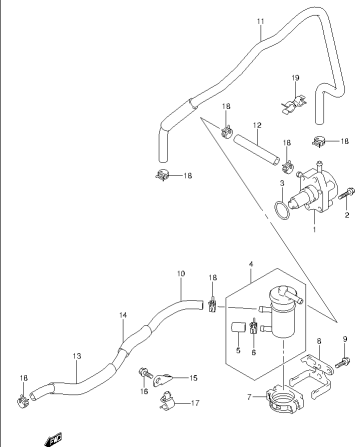
DF40A.50A.80A.E01.012_037
FUEL INJECTOR.

FIG.38

DF40A.50A.80A.E01.012_038
FUEL INJECTOR.

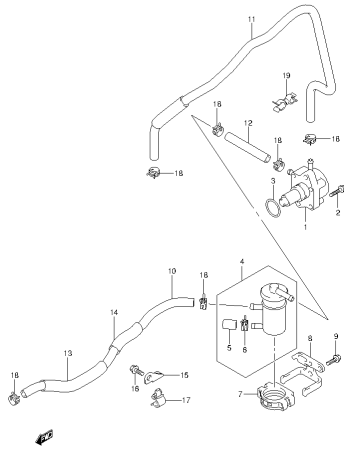
FIG.39

DF40A.50A.80A.E01.012_039
FUEL INJECTOR.

FIG.40

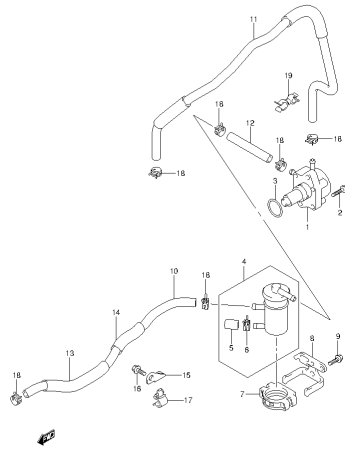
DF40A.50A.80A.E01.012_040
FUEL PUMP.

FIG.41



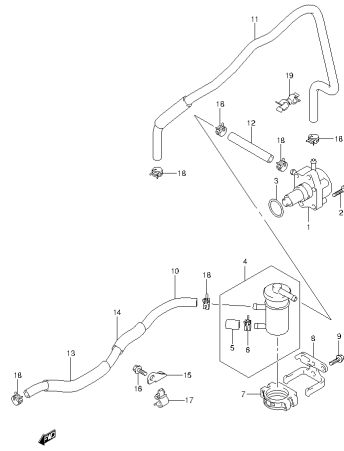
DF40A.50A.80A.E01.012_041
FUEL PUMP

FIG.42



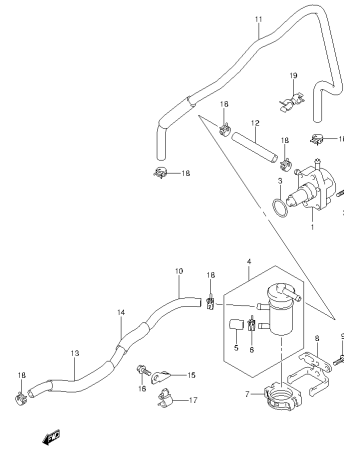
DF40A.50A.80A.E01.012_042
FUEL PUMP

FIG.43



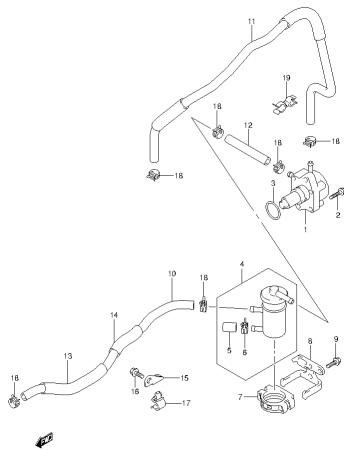
DF40A.50A.80A.E01.012_043
FUEL PUMP

FIG.44



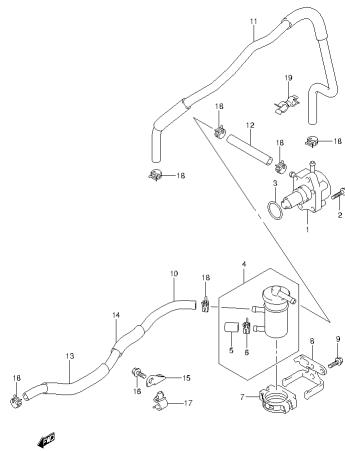
DF40A.50A.80A.E01.012_044
FUEL PUMP

FIG.45



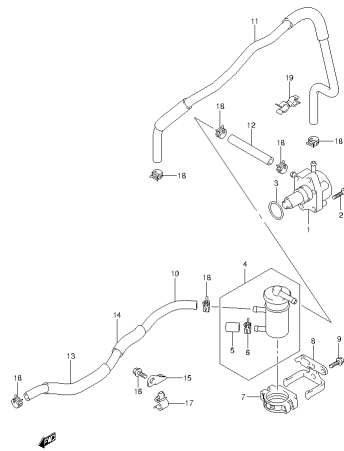
DF40A.50A.80A.E01.012_045
FUEL PUMP

FIG.46



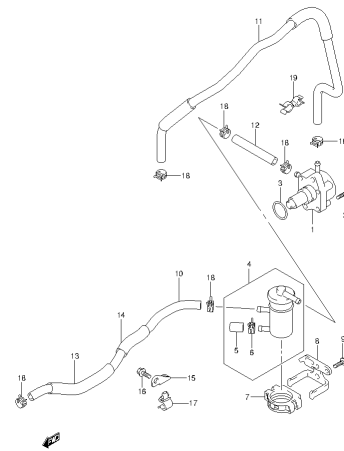
DF40A.50A.80A.E01.012_046
FUEL PUMP

FIG.47



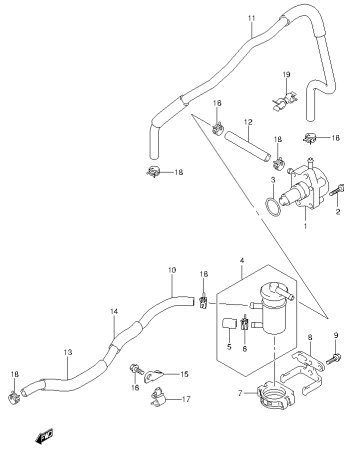
DF40A.50A.80A.E01.012_047
FUEL PUMP

FIG.48



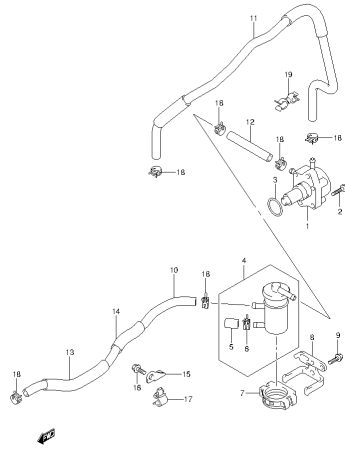
DF40A.50A.80A.E01.012_048
FUEL PUMP

FIG.49



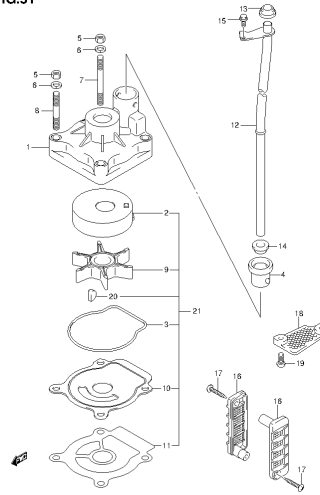
DF40A 50A 60A E01 012_049
FUEL PUMP

FIG.50



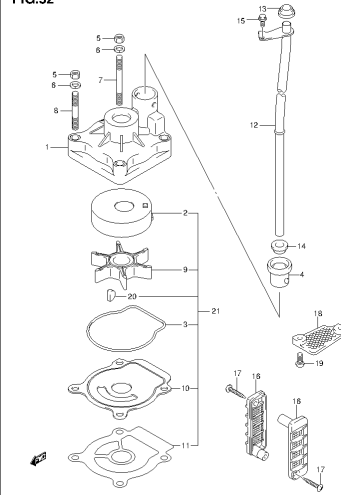
DF40A 50A 60A E01 012_050
FUEL PUMP

FIG.51



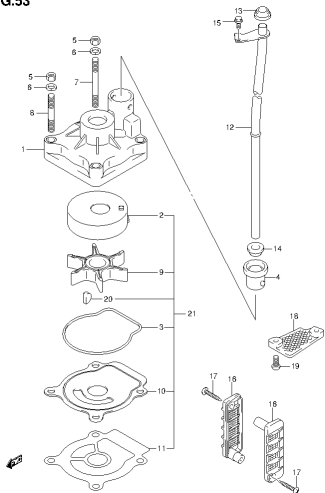
DF40A 50A 60A E01 012_051
WATER PUMP

FIG.52



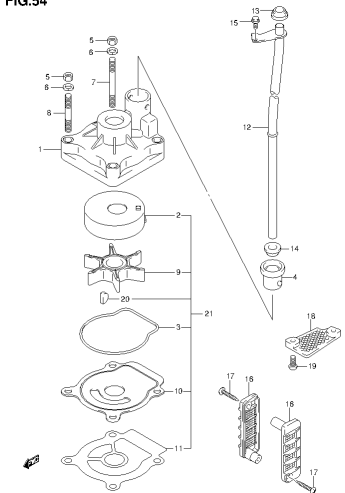
DF40A 50A 60A E01 012_052
WATER PUMP

FIG.53



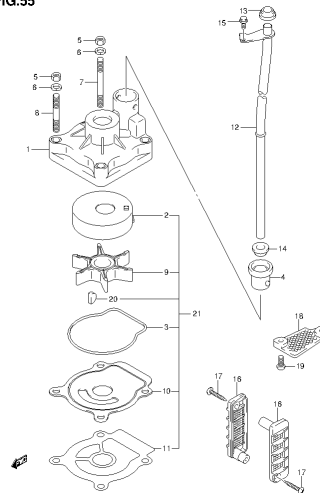
DF40A 50A 60A E01 012_053
WATER PUMP

FIG.54



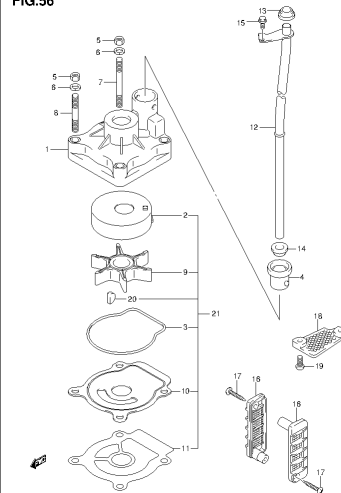
DF40A 50A 60A E01 012_054
WATER PUMP

FIG.55

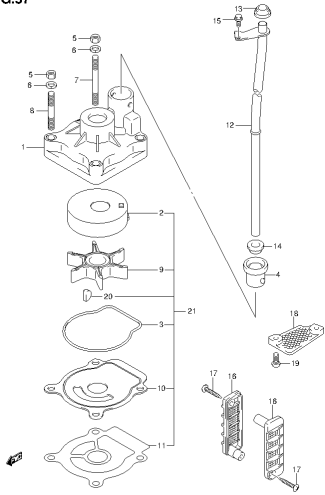


DF40A 50A 60A E01 012_055
WATER PUMP

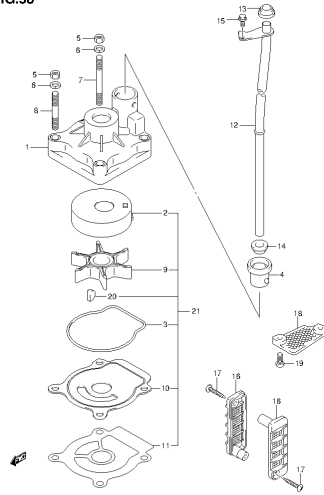
FIG.56



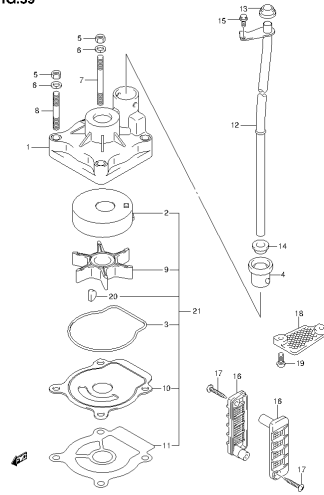
DF40A 50A 60A E01 012_056
WATER PUMP

FIG.57

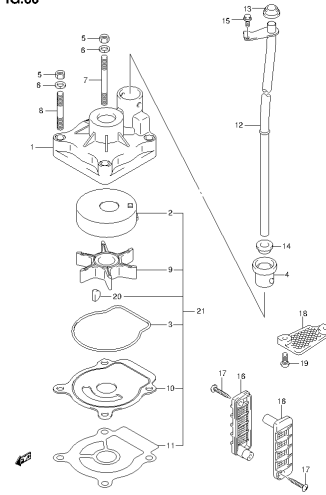
DF40A 50A 60A E01 012_057
WATER PUMP

FIG.58

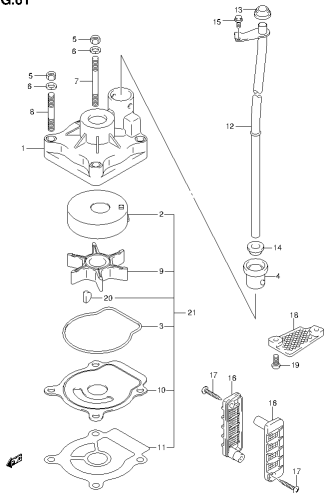
DF40A 50A 60A E01 012_058
WATER PUMP

FIG.59

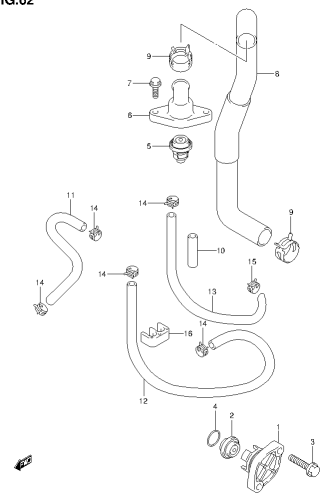
DF40A 50A 60A E01 012_059
WATER PUMP

FIG.60

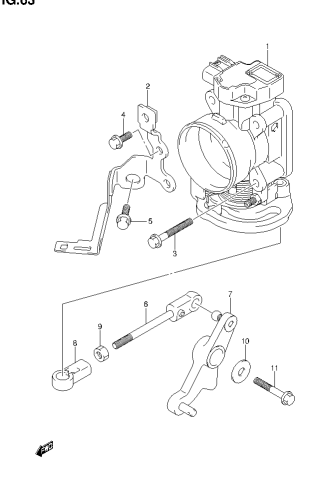
DF40A 50A 60A E01 012_060
WATER PUMP

FIG.61

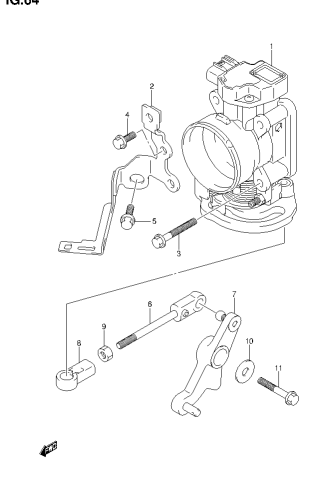
DF40A 50A 60A E01 012_061
WATER PUMP

FIG.62

DF40A 50A 60A E01 012_062
THERMOSTAT

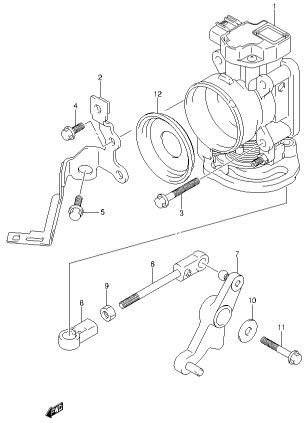
FIG.63

DF40A 50A 60A E01 012_063
THRKTOTLE BODY

FIG.64

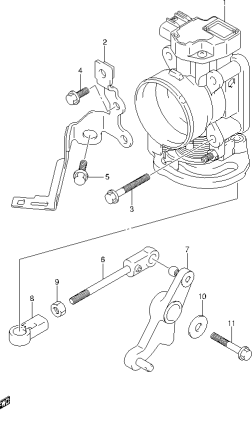
DF40A 50A 60A E01 012_064
THRKTOTLE BODY

FIG.65



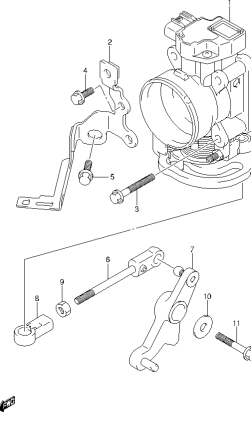
DF40A 50A 80A E01 012_085
THROTTLE BODY

FIG.66



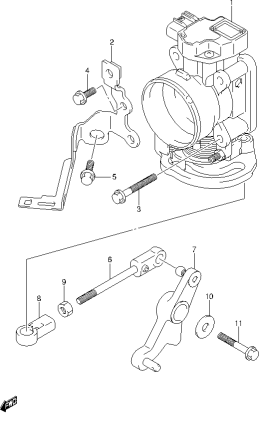
DF40A 50A 80A E01 012_086
THROTTLE BODY

FIG.67



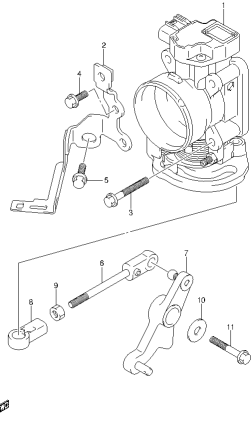
DF40A 50A 80A E01 012_087
THROTTLE BODY

FIG.68



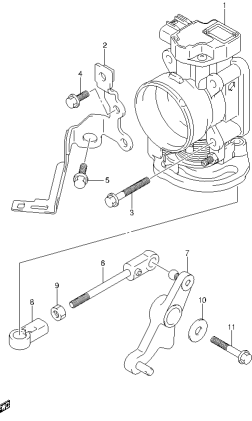
DF40A 50A 80A E01 012_088
THROTTLE BODY

FIG.69



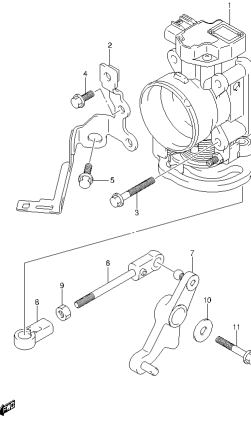
DF40A 50A 80A E01 012_089
THROTTLE BODY

FIG.70



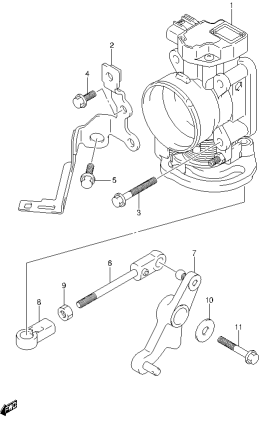
DF40A 50A 80A E01 012_070
THROTTLE BODY

FIG.71



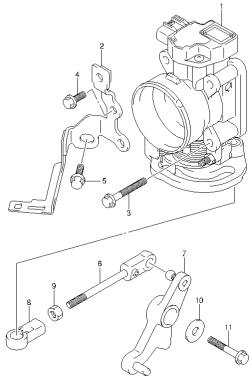
DF40A 50A 80A E01 012_071
THROTTLE BODY

FIG.72



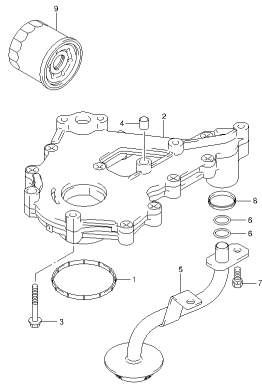
DF40A 50A 80A E01 012_072
THROTTLE BODY

FIG.73



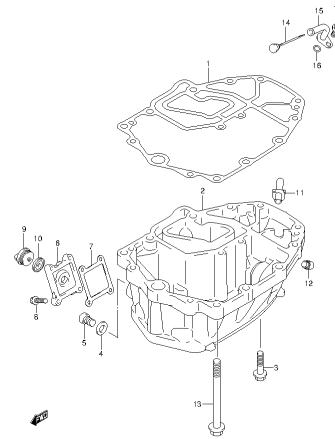
DF40A 50A 60A E01 012_073
THROTTLE BODY

FIG.74



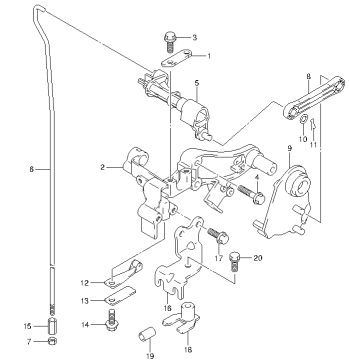
DF40A 50A 60A E01 012_074
OIL PUMP

FIG.75



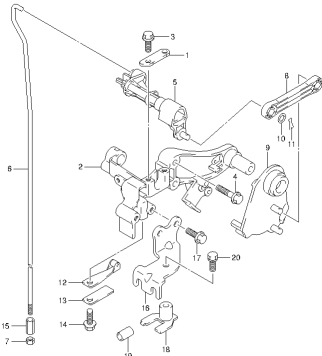
DF40A 50A 60A E01 012_075
OIL PAN

FIG.76



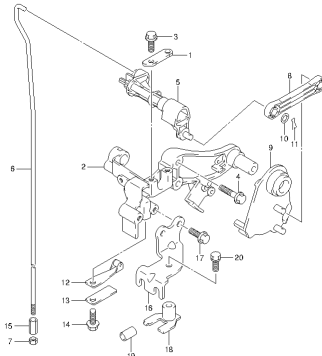
DF40A 50A 60A E01 012_076
CLUTCH SHAFT

FIG.77



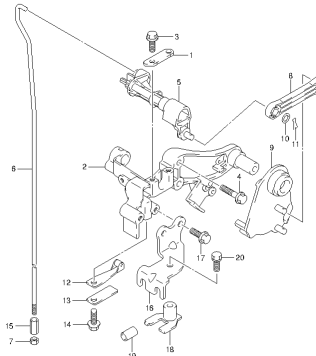
DF40A 50A 60A E01 012_077
CLUTCH SHAFT

FIG.78



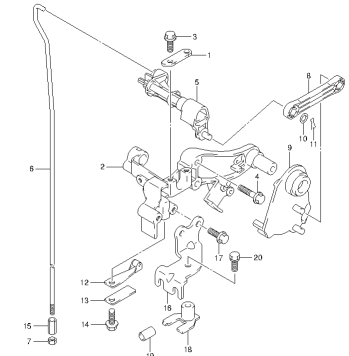
DF40A 50A 60A E01 012_078
CLUTCH SHAFT

FIG.79



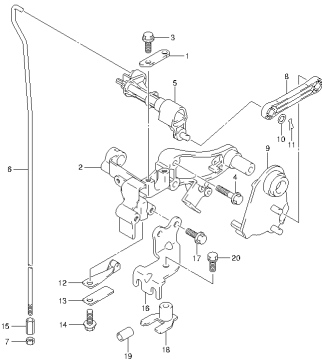
DF40A 50A 60A E01 012_079
CLUTCH SHAFT

FIG.80



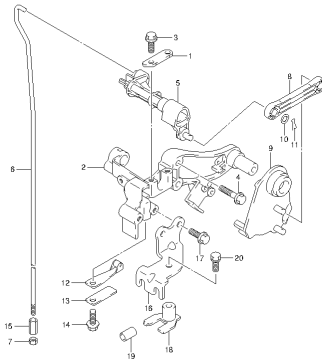
DF40A 50A 60A E01 012_080
CLUTCH SHAFT

FIG.81



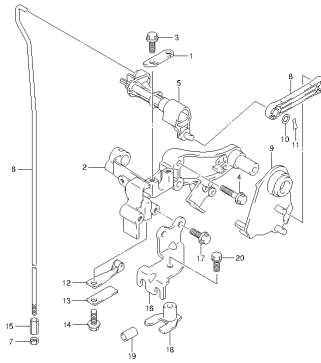
DF40A 50A 60A E01 012_081
CLUTCH SHAFT

FIG.82



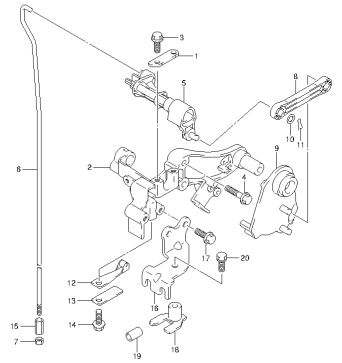
DF40A 50A 60A E01 012_082
CLUTCH SHAFT

FIG.83



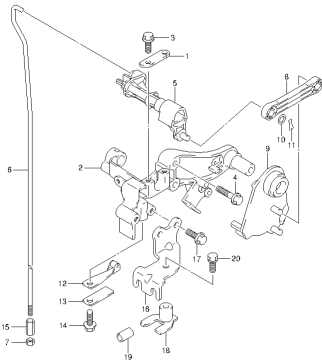
DF40A 50A 60A E01 012_083
CLUTCH SHAFT

FIG.84



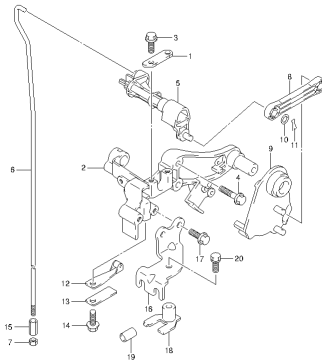
DF40A 50A 60A E01 012_084
CLUTCH SHAFT

FIG.85



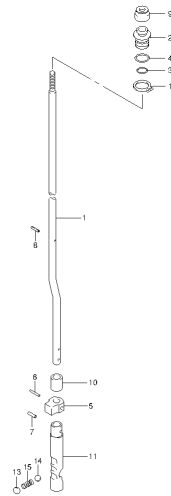
DF40A 50A 60A E01 012_085
CLUTCH SHAFT

FIG.86



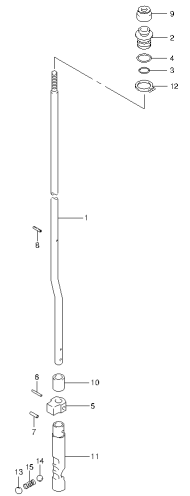
DF40A 50A 60A E01 012_086
CLUTCH SHAFT

FIG.87



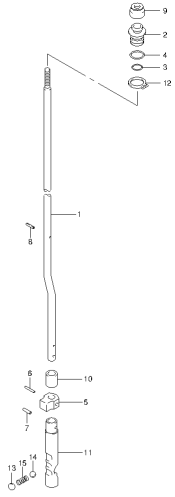
DF40A 50A 60A E01 012_087
CLUTCH FORK

FIG.88



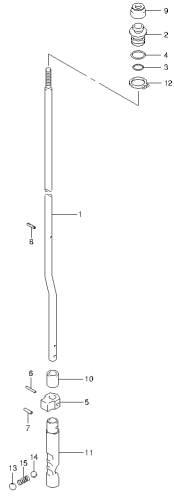
DF40A 50A 60A E01 012_088
CLUTCH FORK

FIG.89



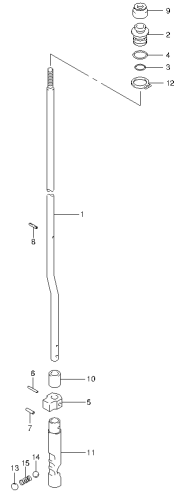
DF40A.50A.80A.E01.012_089
CLUTCH FC20

FIG.90



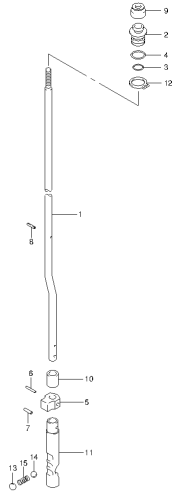
DF40A.50A.80A.E01.012_090
CLUTCH FC20

FIG.91



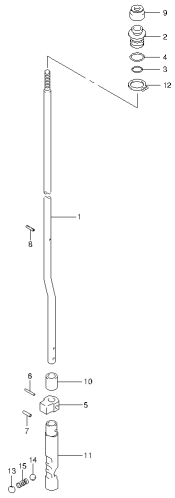
DF40A.50A.80A.E01.012_091
CLUTCH FC20

FIG.92



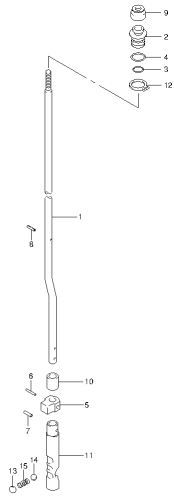
DF40A.50A.80A.E01.012_092
CLUTCH FC20

FIG.93



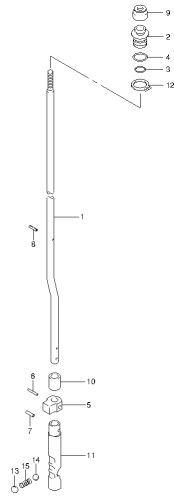
DF40A.50A.80A.E01.012_093
CLUTCH FC20

FIG.94



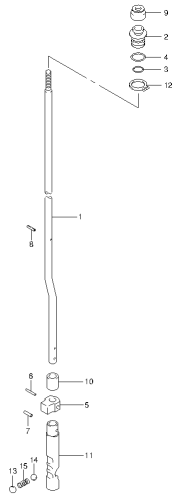
DF40A.50A.80A.E01.012_094
CLUTCH FC20

FIG.95



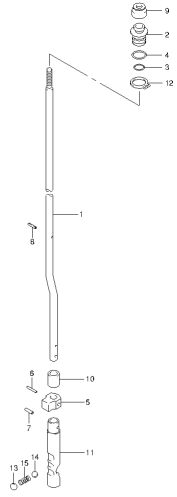
DF40A.50A.80A.E01.012_095
CLUTCH FC20

FIG.96



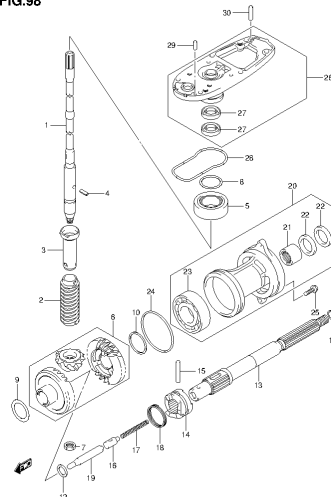
DF40A.50A.80A.E01.012_096
CLUTCH FC20

FIG.97



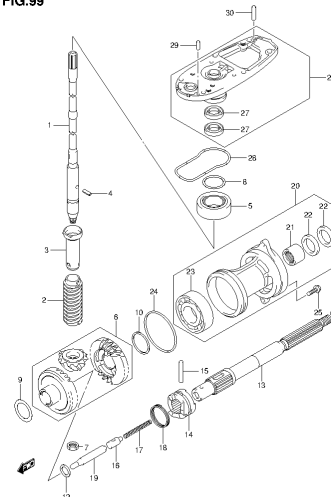
DF40A 50A 60A E01 012_097
CLUTCH FORK

FIG.98



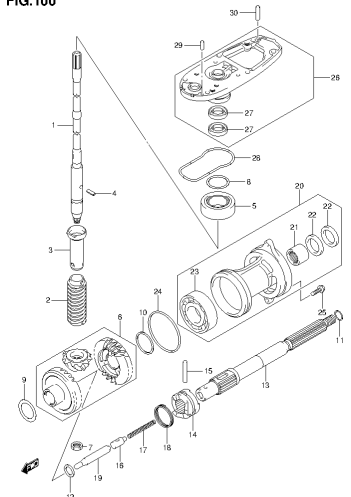
DF40A 50A 60A E01 012_098
TRANSMISSION

FIG.99



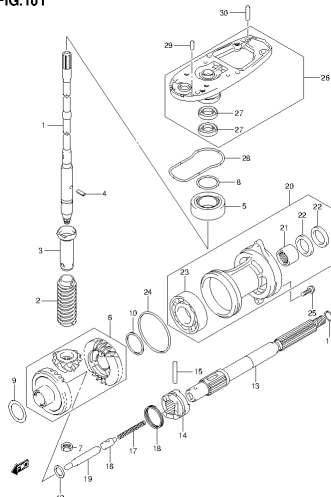
DF40A 50A 60A E01 012_099
TRANSMISSION

FIG.100



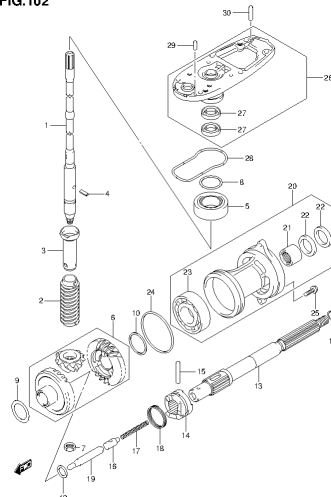
DF40A 50A 60A E01 012_100
TRANSMISSION

FIG.101



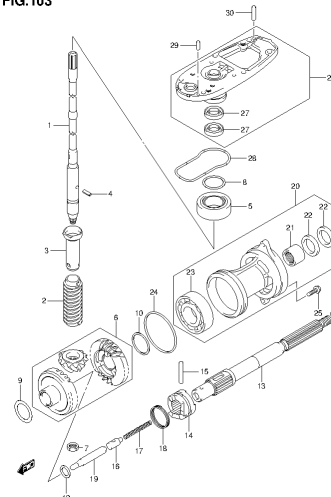
DF40A 50A 60A E01 012_101
TRANSMISSION

FIG.102



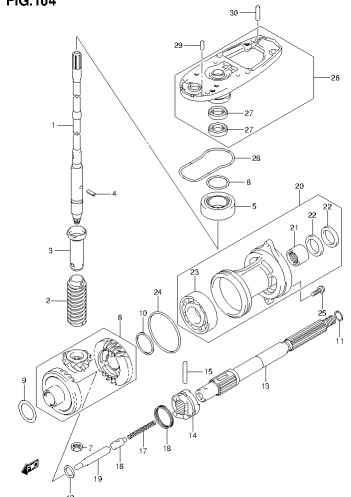
DF40A 50A 60A E01 012_102
TRANSMISSION

FIG.103



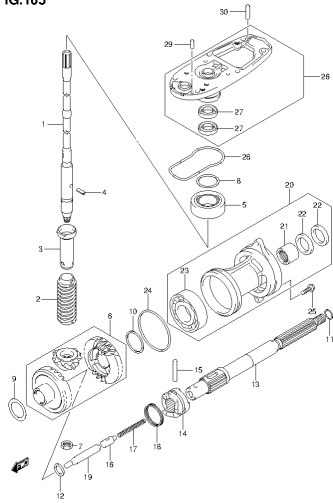
DF40A 50A 60A E01 012_103
TRANSMISSION

FIG.104



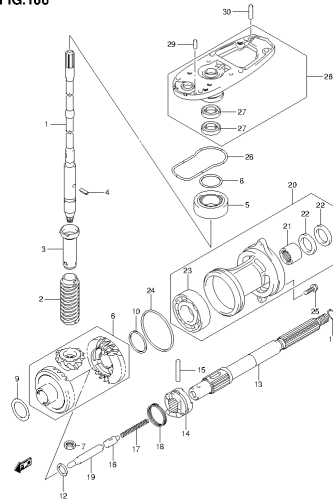
DF40A 50A 60A E01 012_104
TRANSMISSION

FIG.105



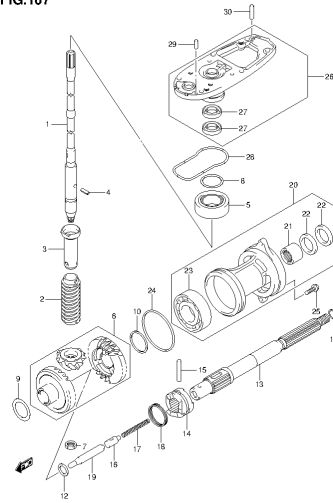
DF40A.50A.80A.E01.012_105
TRANSMISSION

FIG.106



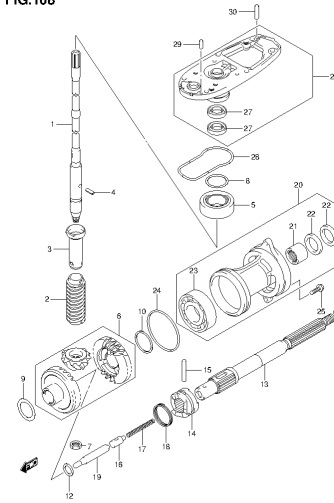
DF40A.50A.80A.E01.012_106
TRANSMISSION

FIG.107



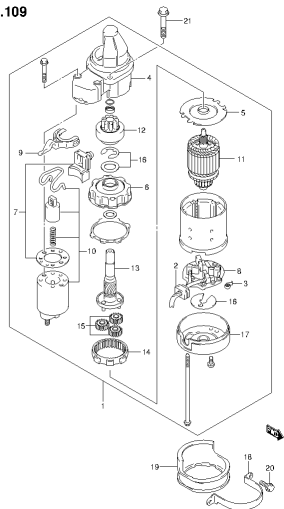
DF40A.50A.80A.E01.012_107
TRANSMISSION

FIG.108



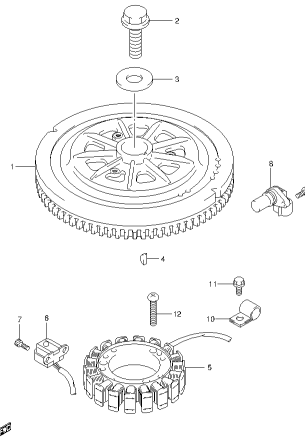
DF40A.50A.80A.E01.012_108
TRANSMISSION

FIG.109



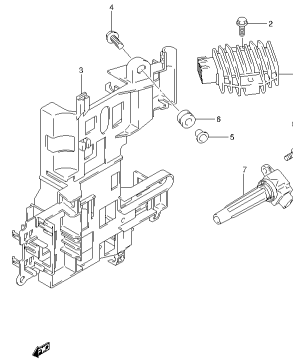
DF40A.50A.80A.E01.012_109
STARTING MOTOR

FIG.110



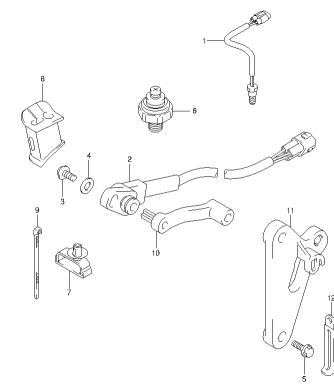
DF40A.50A.80A.E01.012_110
MAGNETO

FIG.111



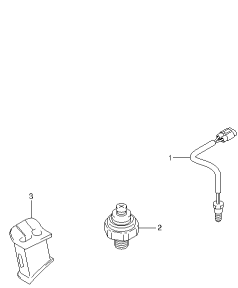
DF40A.50A.80A.E01.012_111
RECTIFIER/IGNITION COIL

FIG.112



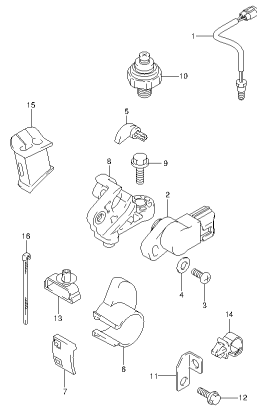
DF40A.50A.80A.E01.012_112
SENSOR

FIG.113



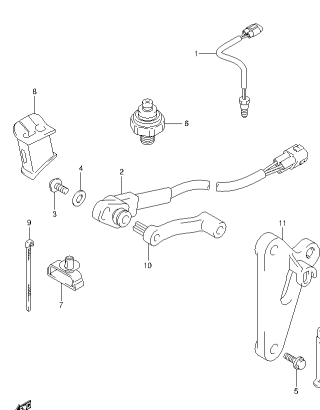
DF40A.50A.60A.E01.012_113
SENSOR

FIG.114



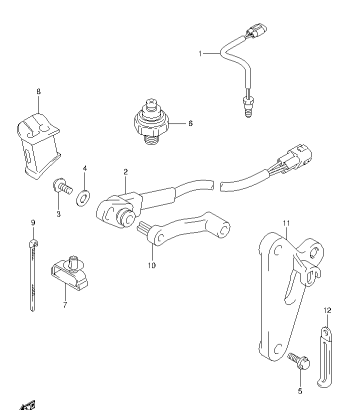
DF40A.50A.60A.E01.012_114
SENSOR

FIG.115



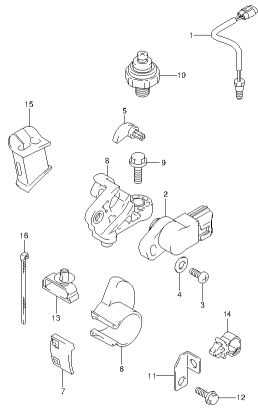
DF40A.50A.60A.E01.012_115
SENSOR

FIG.116



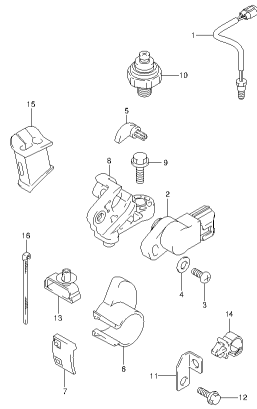
DF40A.50A.60A.E01.012_116
SENSOR

FIG.117



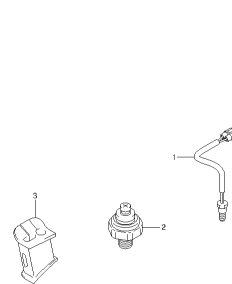
DF40A.50A.60A.E01.012_117
SENSOR

FIG.118



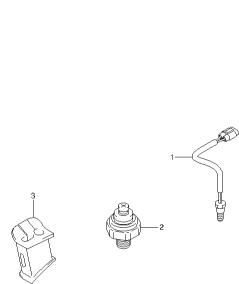
DF40A.50A.60A.E01.012_118
SENSOR

FIG.119



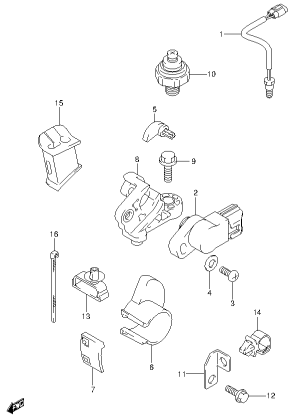
DF40A.50A.60A.E01.012_119
SENSOR

FIG.120



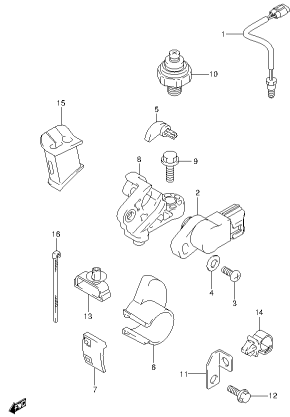
DF40A.50A.60A.E01.012_120
SENSOR

FIG.121



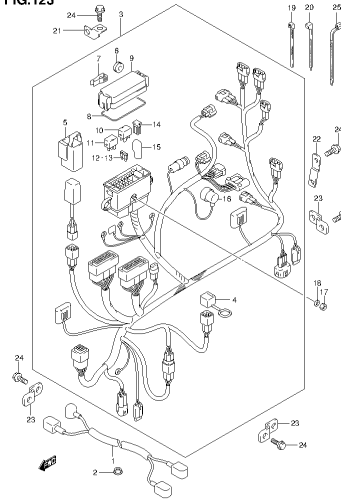
DF40A.50A.60A.E01.012_121
SENSOR

FIG.122



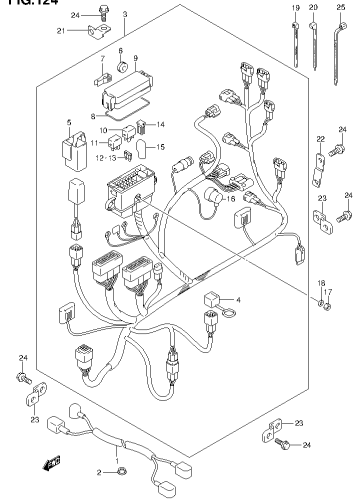
DF40A.50A.60A.E01.012_122
SENSOR

FIG.123



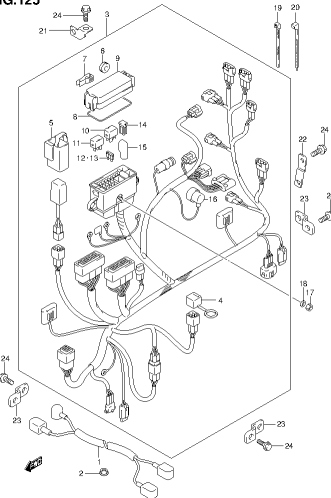
DF40A.50A.60A.E01.012_123
HARNESS

FIG.124



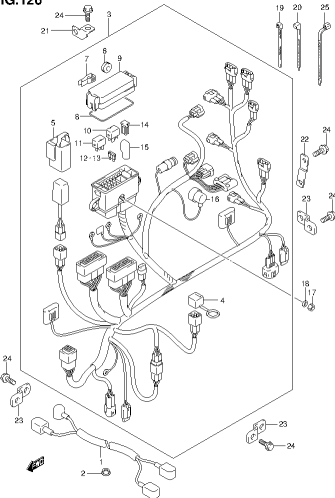
DF40A.50A.60A.E01.012_124
HARNESS

FIG.125



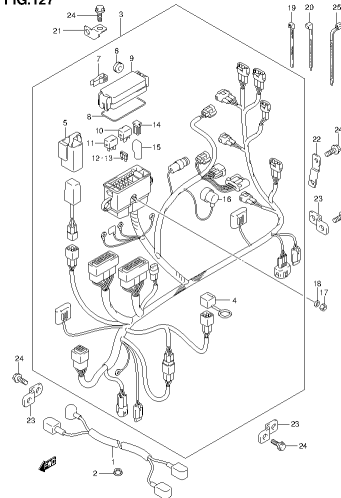
DF40A.50A.60A.E01.012_125
HARNESS

FIG.126



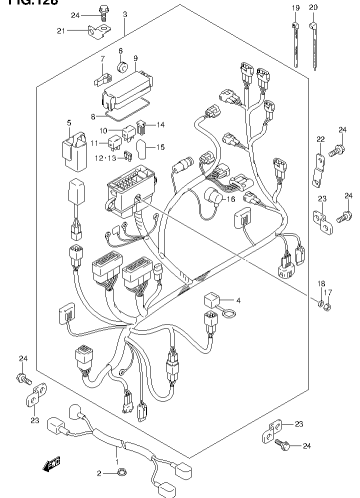
DF40A.50A.60A.E01.012_126
HARNESS

FIG.127

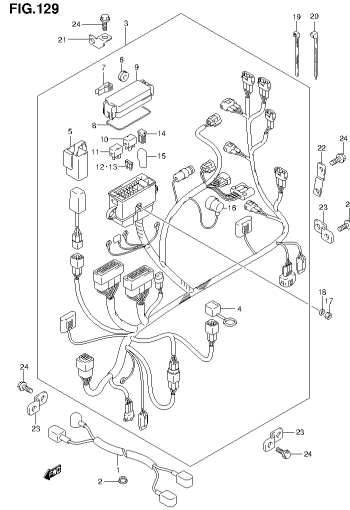


DF40A.50A.60A.E01.012_127
HARNESS

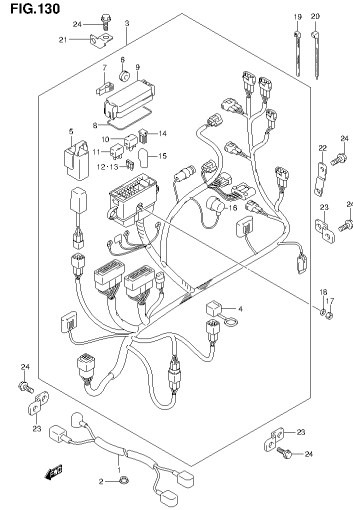
FIG.128



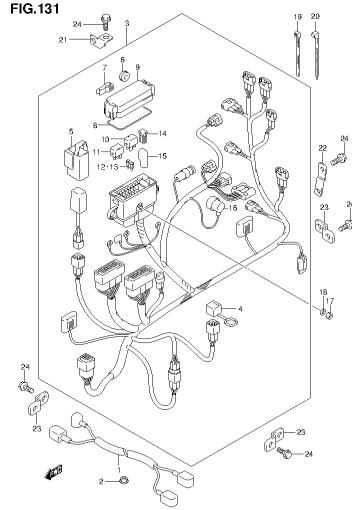
DF40A.50A.60A.E01.012_128
HARNESS



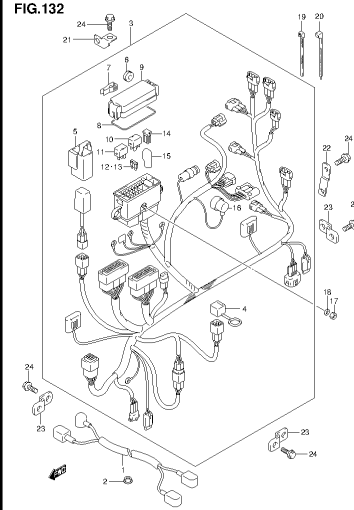
DF40A 50A 80A E01 012_129
HARNESS



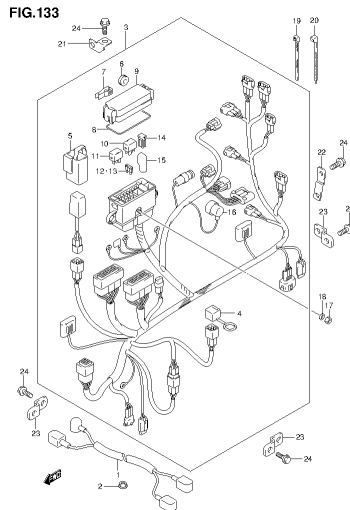
DF40A 50A 80A E01 012_130
HARNESS



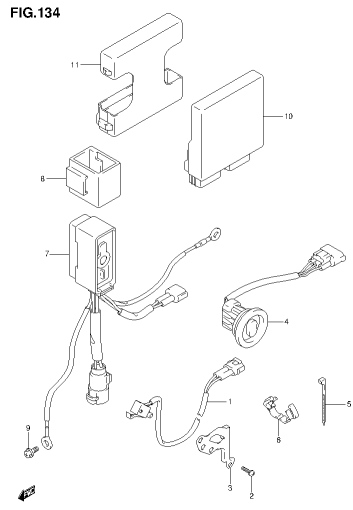
DF40A 50A 80A E01 012_131
HARNESS



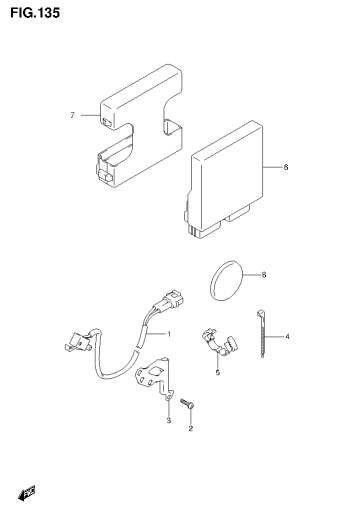
DF40A 50A 80A E01 012_132
HARNESS



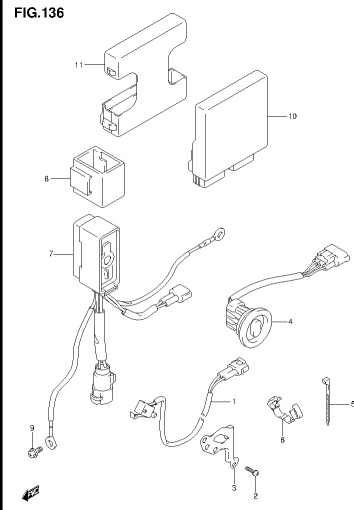
DF40A 50A 80A E01 012_133
HARNESS



DF40A 50A 80A E01 012_134
PTT SWITCH ENGINE CONTROL UNIT

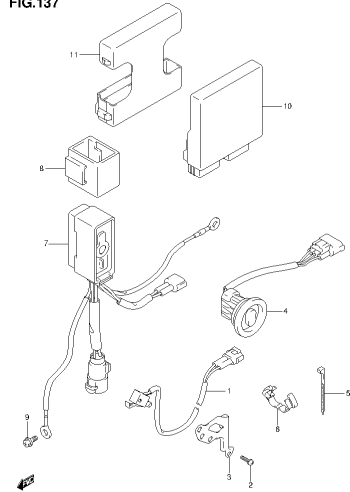


DF40A 50A 80A E01 012_135
PTT SWITCH ENGINE CONTROL UNIT



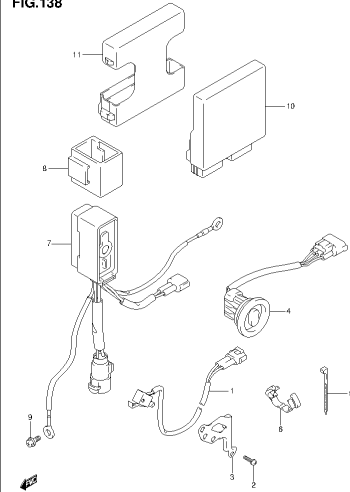
DF40A 50A 80A E01 012_136
PTT SWITCH ENGINE CONTROL UNIT

FIG.137



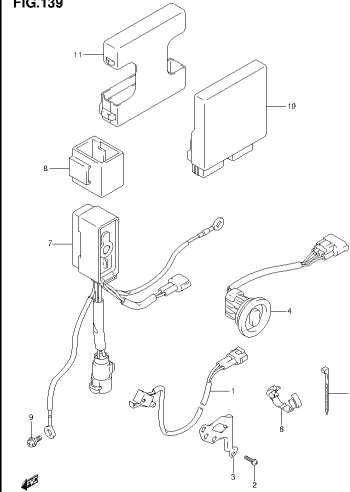
DF40A.50A.60A.E01.012_137
PTT SWITCH ENGINE CONTROL UNIT

FIG.138



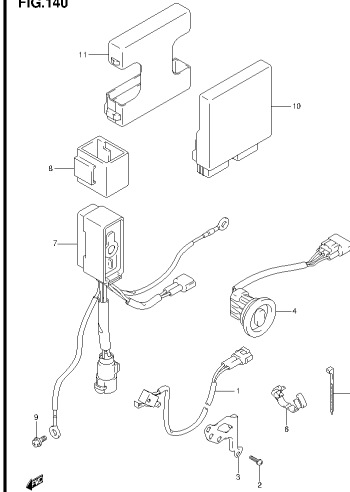
DF40A.50A.60A.E01.012_138
PTT SWITCH ENGINE CONTROL UNIT

FIG.139



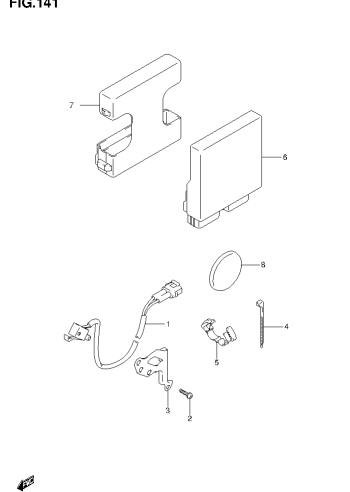
DF40A.50A.60A.E01.012_139
PTT SWITCH ENGINE CONTROL UNIT

FIG.140



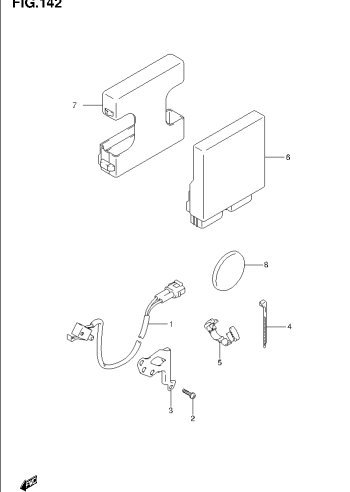
DF40A.50A.60A.E01.012_140
PTT SWITCH ENGINE CONTROL UNIT

FIG.141



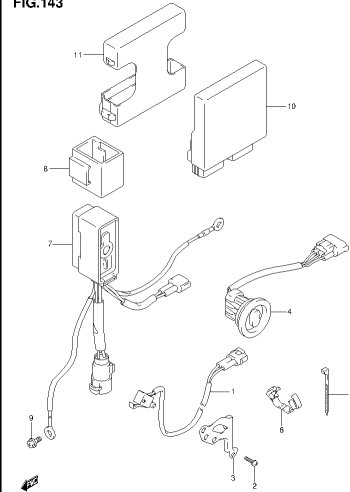
DF40A.50A.60A.E01.012_141
PTT SWITCH ENGINE CONTROL UNIT

FIG.142



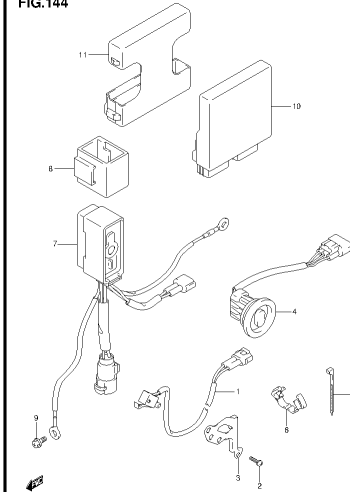
DF40A.50A.60A.E01.012_142
PTT SWITCH ENGINE CONTROL UNIT

FIG.143



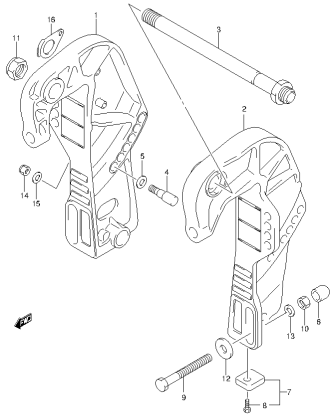
DF40A.50A.60A.E01.012_143
PTT SWITCH ENGINE CONTROL UNIT

FIG.144



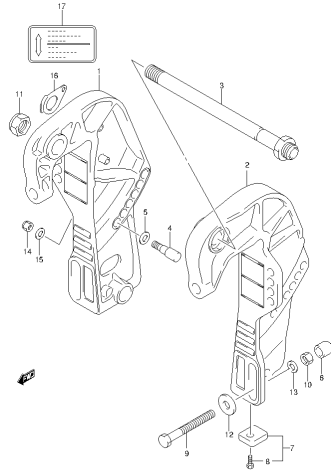
DF40A.50A.60A.E01.012_144
PTT SWITCH ENGINE CONTROL UNIT

FIG.145



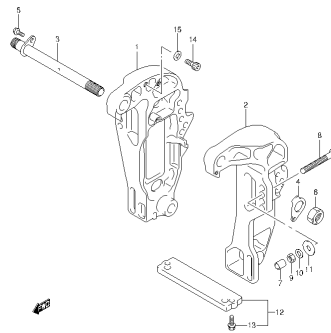
DF40A 50A 80A E01 012_145
CLAMP BRACKET

FIG.146



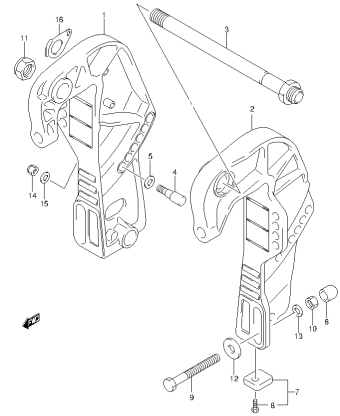
DF40A 50A 80A E01 012_146
CLAMP BRACKET

FIG.147



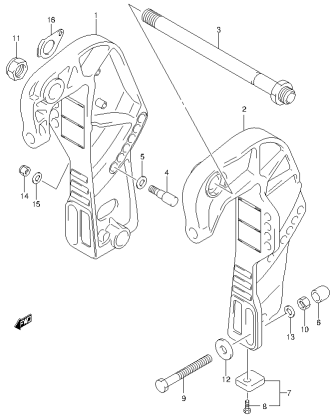
DF40A 50A 80A E01 012_147
CLAMP BRACKET

FIG.148



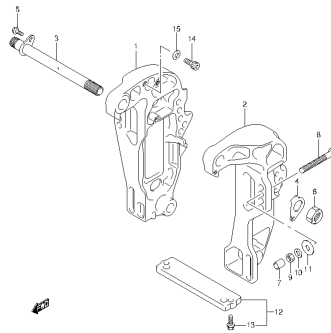
DF40A 50A 80A E01 012_148
CLAMP BRACKET

FIG.149



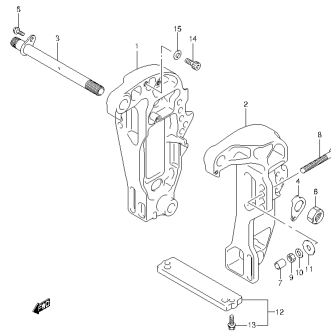
DF40A 50A 80A E01 012_149
CLAMP BRACKET

FIG.150



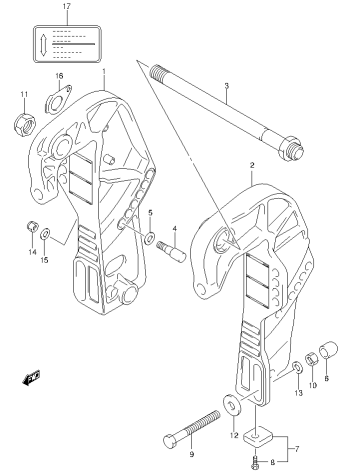
DF40A 50A 80A E01 012_150
CLAMP BRACKET

FIG.151



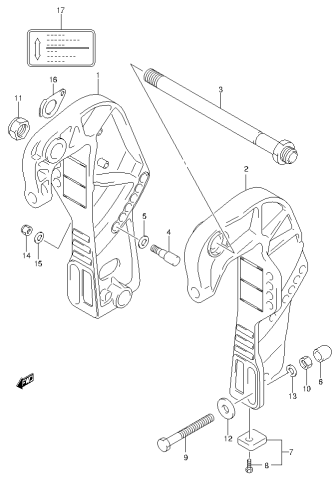
DF40A 50A 80A E01 012_151
CLAMP BRACKET

FIG.152



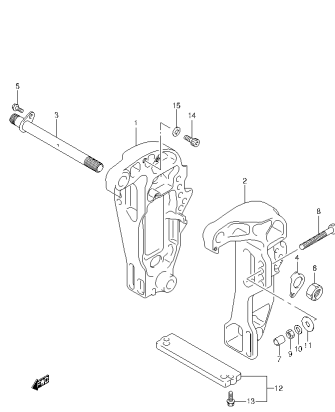
DF40A 50A 80A E01 012_152
CLAMP BRACKET

FIG.153



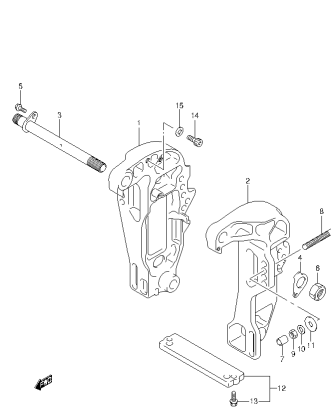
DF40A 50A 80A E01 012_153
CLAMP BRACKET

FIG.154



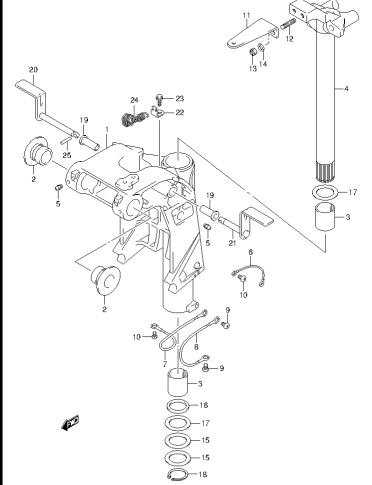
DF40A 50A 80A E01 012_154
CLAMP BRACKET

FIG.155



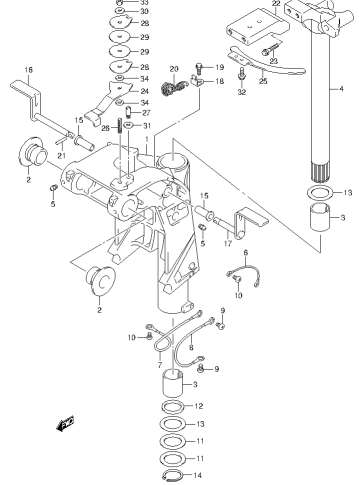
DF40A 50A 80A E01 012_155
CLAMP BRACKET

FIG.156



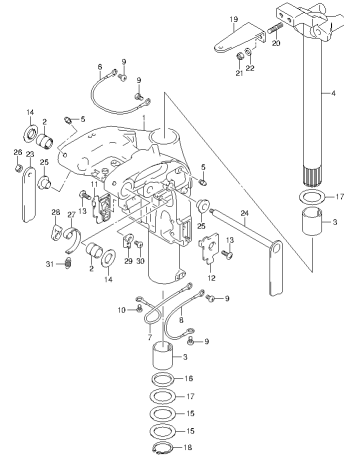
DF40A 50A 80A E01 012_156
SWIVEL BRACKET

FIG.157



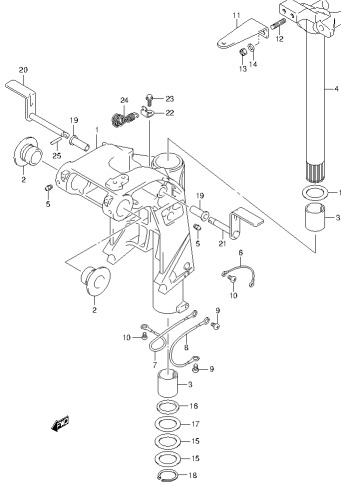
DF40A 50A 80A E01 012_157
SWIVEL BRACKET

FIG.158



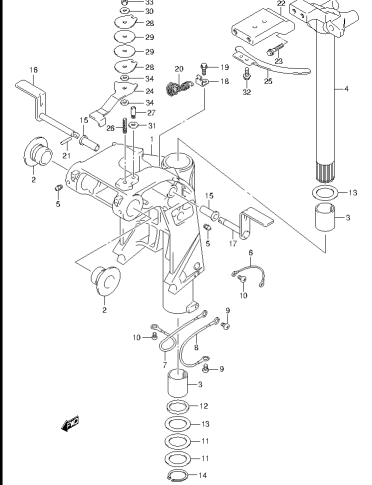
DF40A 50A 80A E01 012_158
SWIVEL BRACKET

FIG.159

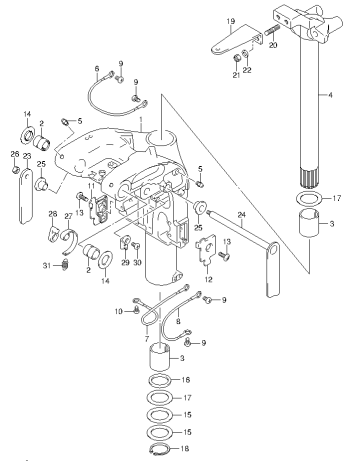


DF40A 50A 80A E01 012_159
SWIVEL BRACKET

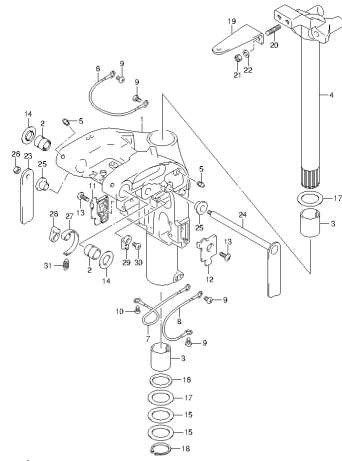
FIG.160



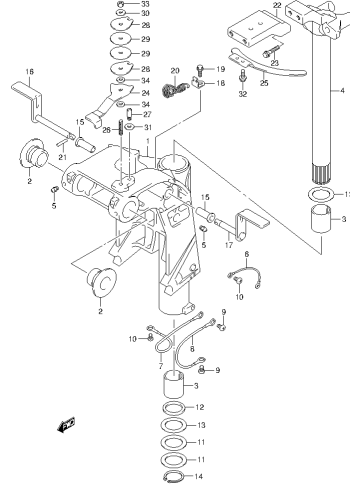
DF40A 50A 80A E01 012_160
SWIVEL BRACKET

FIG.161

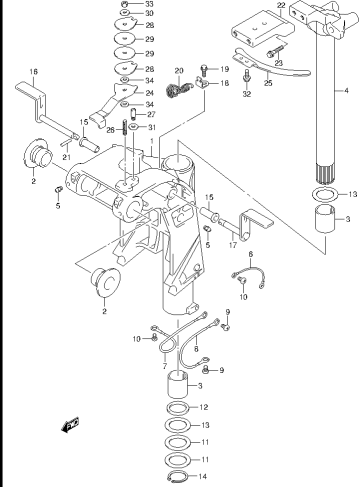
DF40A 50A 80A E01 012_181
SWIVEL BRACKET

FIG.162

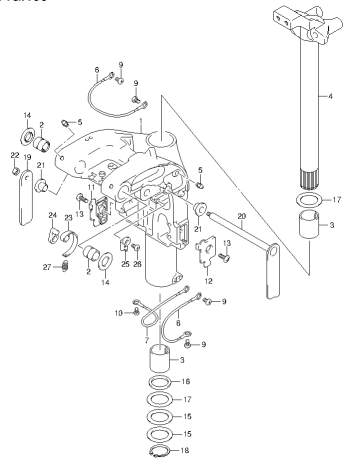
DF40A 50A 80A E01 012_182
SWIVEL BRACKET

FIG.163

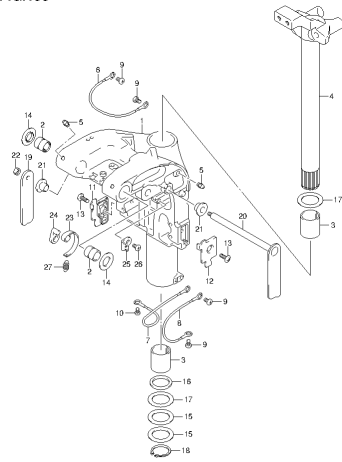
DF40A 50A 80A E01 012_183
SWIVEL BRACKET

FIG.164

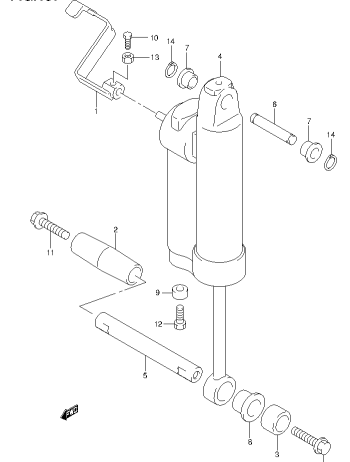
DF40A 50A 80A E01 012_184
SWIVEL BRACKET

FIG.165

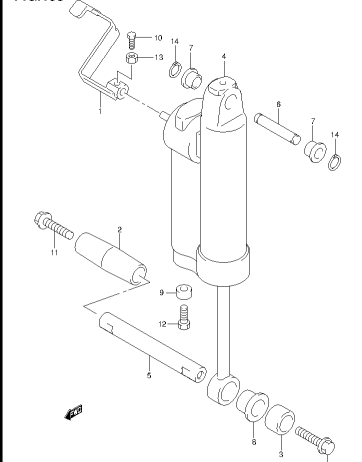
DF40A 50A 80A E01 012_185
SWIVEL BRACKET

FIG.166

DF40A 50A 80A E01 012_186
SWIVEL BRACKET

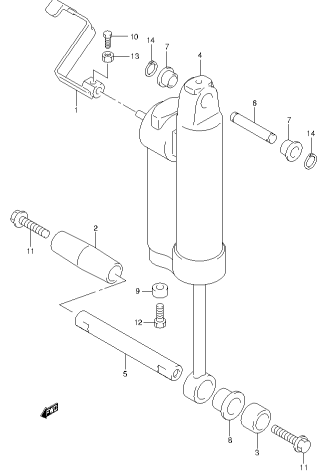
FIG.167

DF40A 50A 80A E01 012_187
GAS CYLINDER

FIG.168

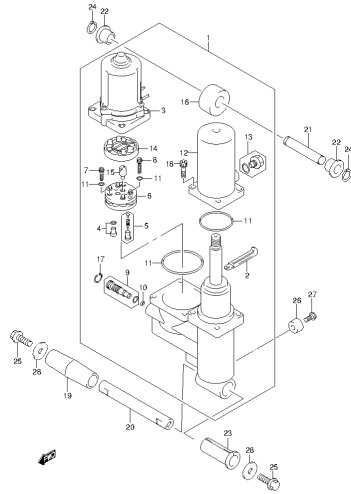
DF40A 50A 80A E01 012_188
GAS CYLINDER

FIG.169



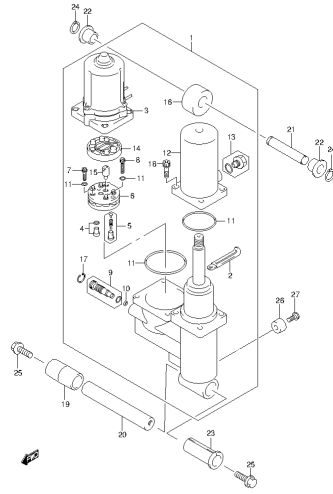
DF40A 50A 80A E01 012_169
GAS CYLINDER

FIG.170



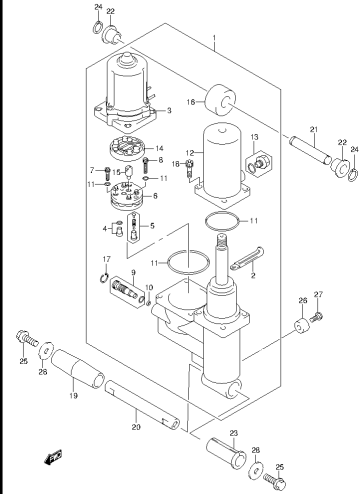
DF40A 50A 80A E01 012_170
TRIM CYLINDER

FIG.171



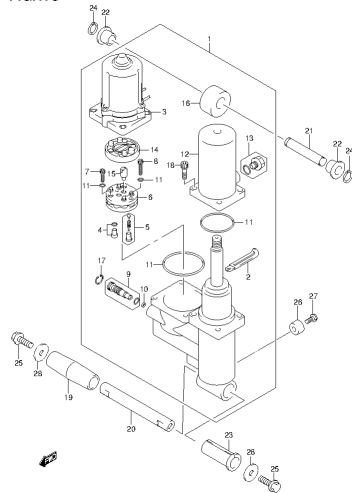
DF40A 50A 80A E01 012_171
TRIM CYLINDER

FIG.172



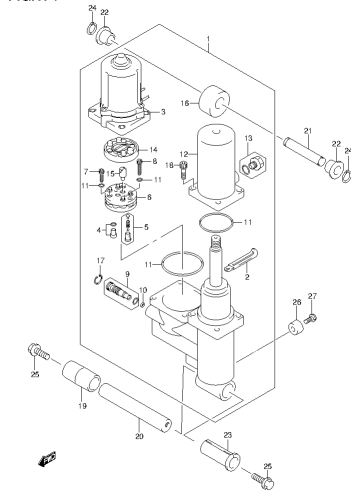
DF40A 50A 80A E01 012_172
TRIM CYLINDER

FIG.173



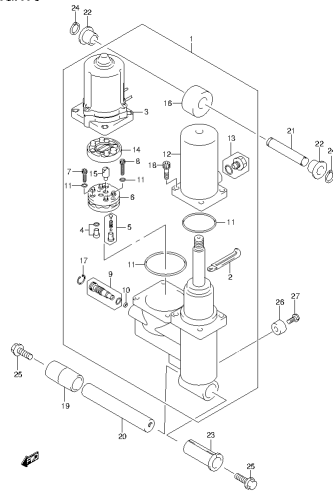
DF40A 50A 80A E01 012_173
TRIM CYLINDER

FIG.174



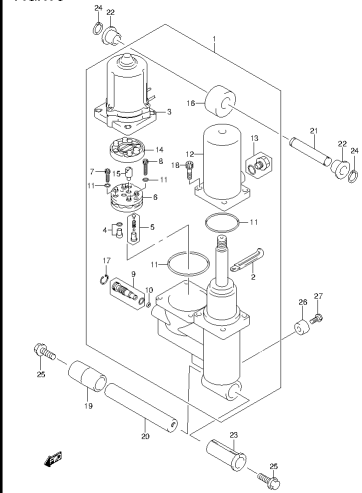
DF40A 50A 80A E01 012_174
TRIM CYLINDER

FIG.175



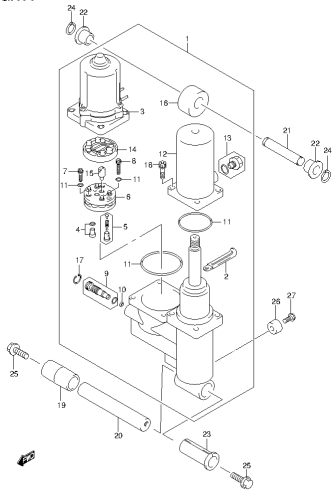
DF40A 50A 80A E01 012_175
TRIM CYLINDER

FIG.176



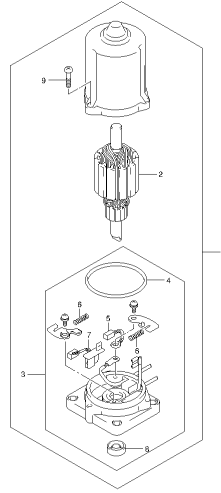
DF40A 50A 80A E01 012_176
TRIM CYLINDER

FIG.177



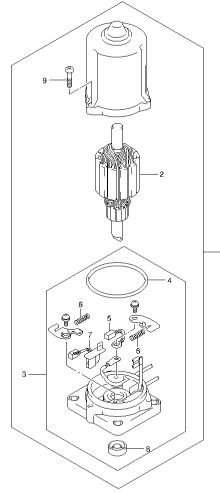
DF40A.50A.80A.E01.012_177
TRIM CYLINDER

FIG.178



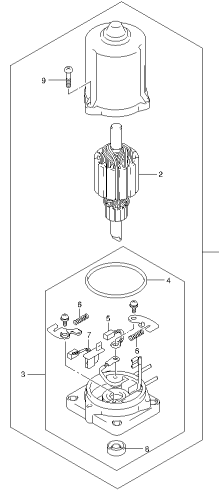
DF40A.50A.80A.E01.012_178
PTT MOTOR

FIG.179



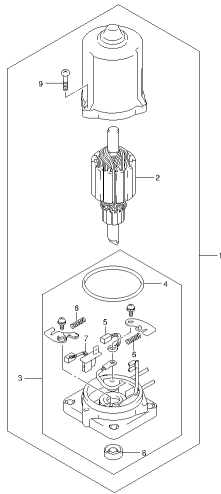
DF40A.50A.80A.E01.012_179
PTT MOTOR

FIG.180



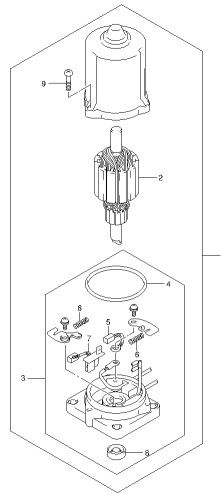
DF40A.50A.80A.E01.012_180
PTT MOTOR

FIG.181



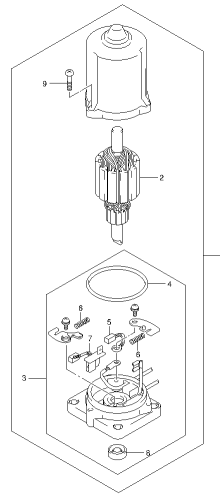
DF40A.50A.80A.E01.012_181
PTT MOTOR

FIG.182



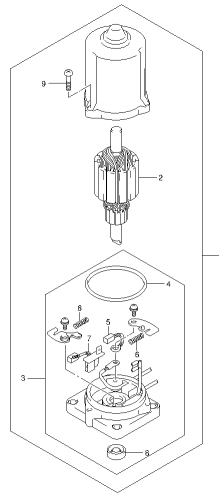
DF40A.50A.80A.E01.012_182
PTT MOTOR

FIG.183



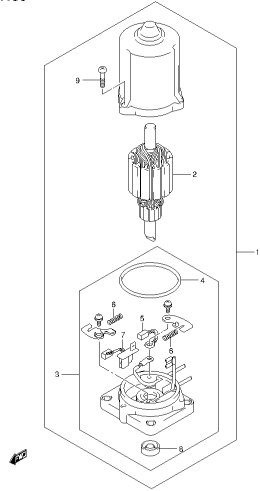
DF40A.50A.80A.E01.012_183
PTT MOTOR

FIG.184



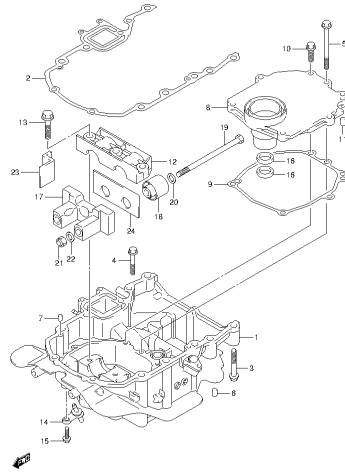
DF40A.50A.80A.E01.012_184
PTT MOTOR

FIG.185



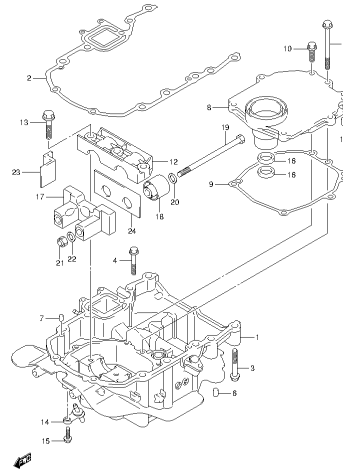
DF40A 50A 60A E01 012_185
PTT MOTOR

FIG.186



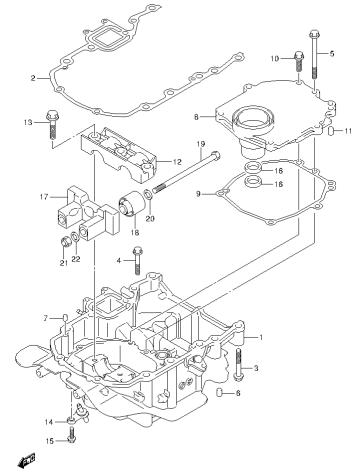
DF40A 50A 60A E01 012_186
ENGINE HOLDER

FIG.187



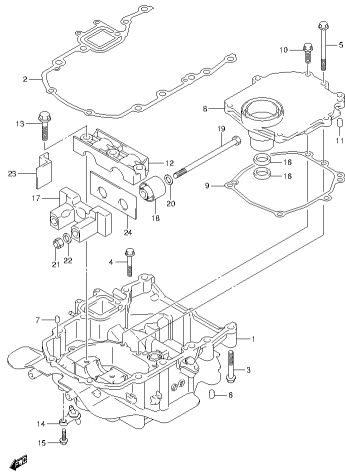
DF40A 50A 60A E01 012_187
ENGINE HOLDER

FIG.188



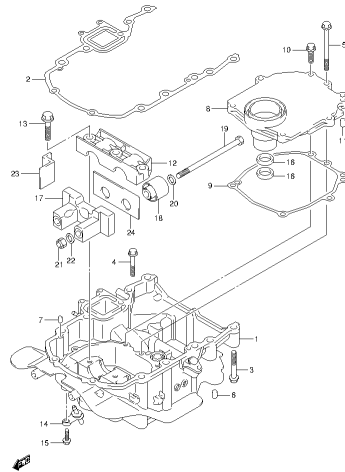
DF40A 50A 60A E01 012_188
ENGINE HOLDER

FIG.189



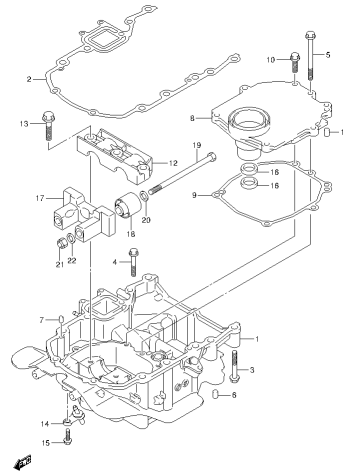
DF40A 50A 60A E01 012_189
ENGINE HOLDER

FIG.190



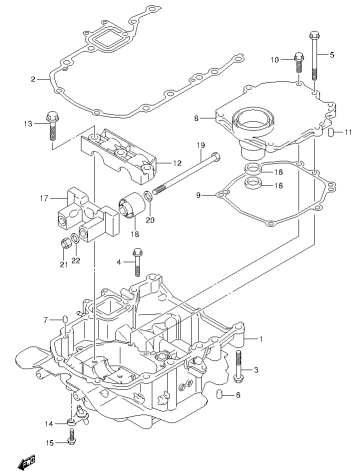
DF40A 50A 60A E01 012_190
ENGINE HOLDER

FIG.191



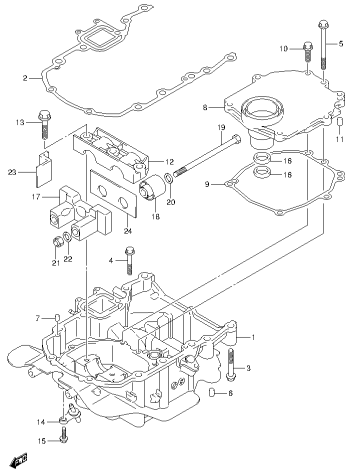
DF40A 50A 60A E01 012_191
ENGINE HOLDER

FIG.192



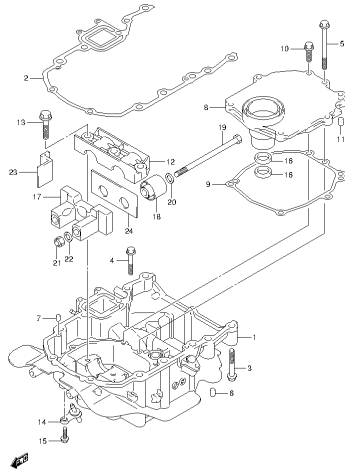
DF40A 50A 60A E01 012_192
ENGINE HOLDER

FIG.193



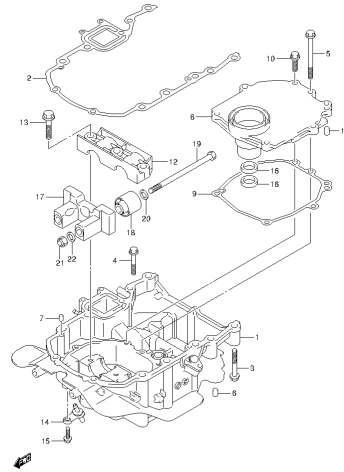
DF40A 50A 60A E01 012_193
ENGINE HOLDER

FIG.194



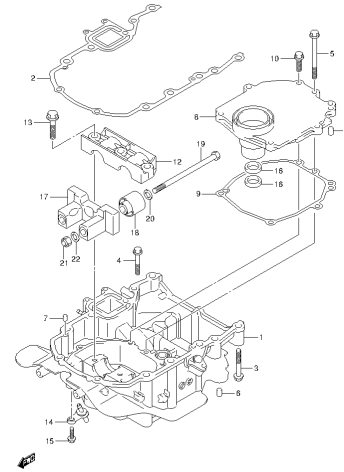
DF40A 50A 60A E01 012_194
ENGINE HOLDER

FIG.195



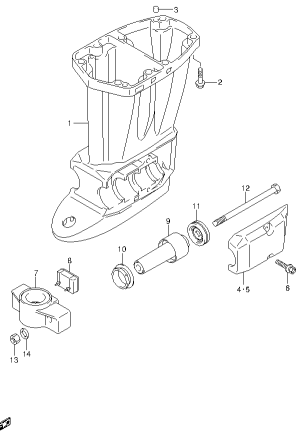
DF40A 50A 60A E01 012_195
ENGINE HOLDER

FIG.196



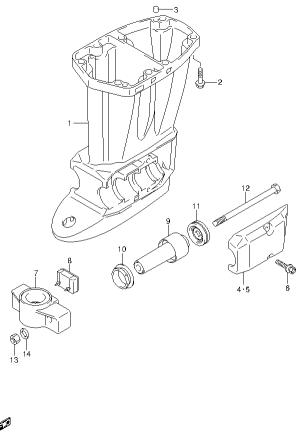
DF40A 50A 60A E01 012_196
ENGINE HOLDER

FIG.197



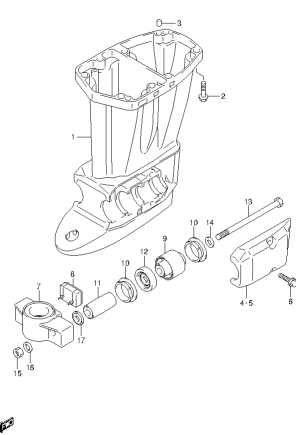
DF40A 50A 60A E01 012_197
DRIVE SHAFT HOUSING

FIG.198



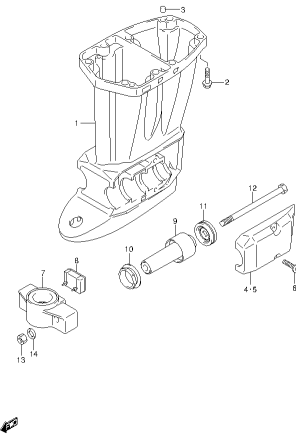
DF40A 50A 60A E01 012_198
DRIVE SHAFT HOUSING

FIG.199



DF40A 50A 60A E01 012_199
DRIVE SHAFT HOUSING

FIG.200



DF40A 50A 60A E01 012_200
DRIVE SHAFT HOUSING

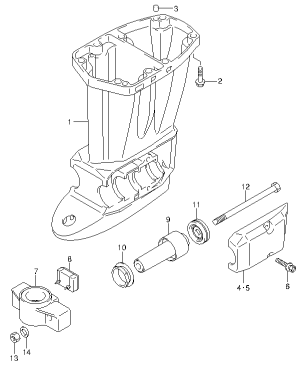
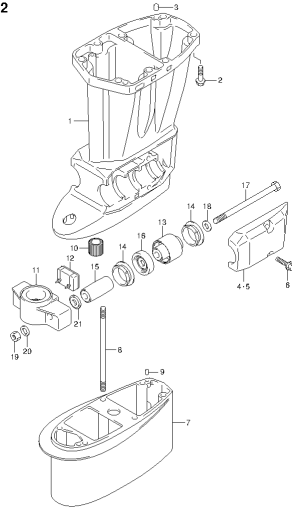
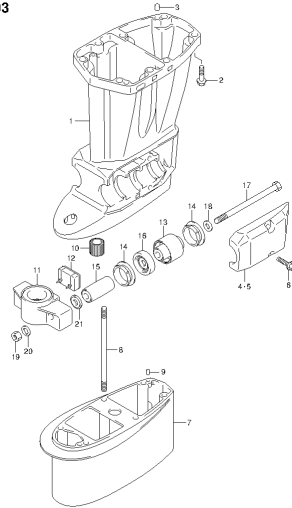
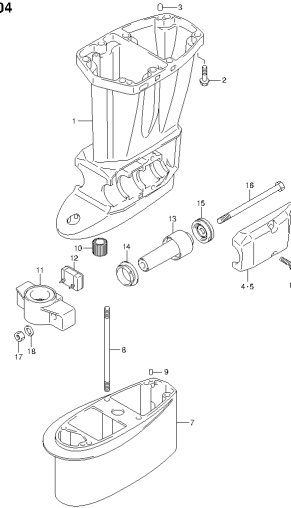
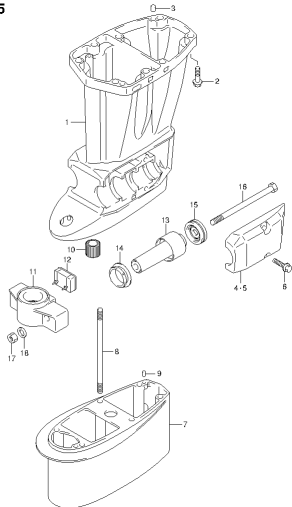
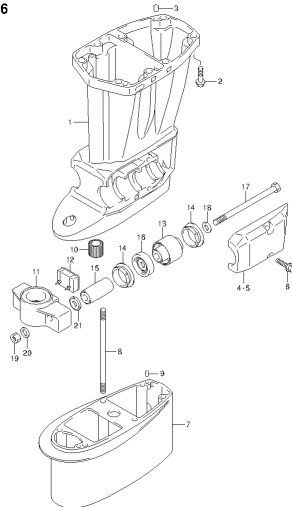
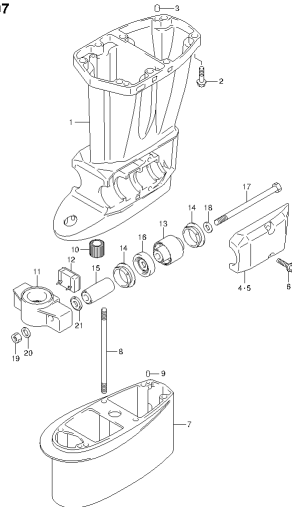
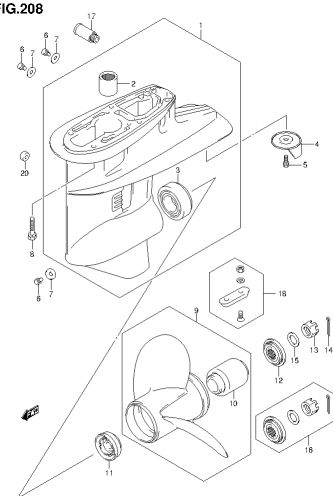
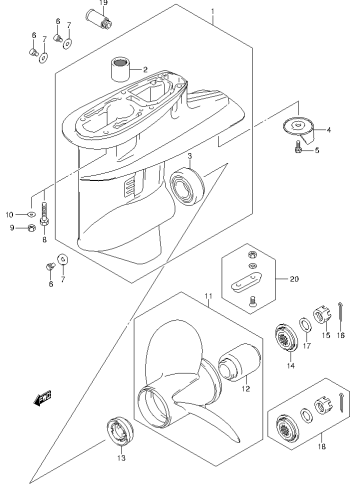
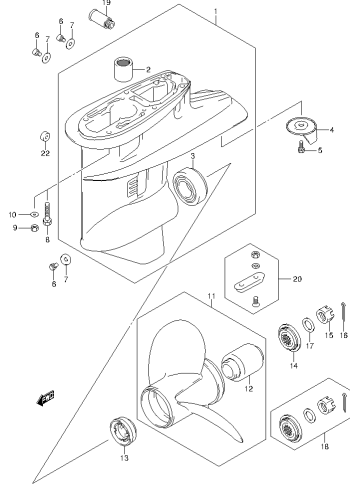
FIG.201DF40A 50A 60A E01 012_201
DRIVE SHAFT HOUSING**FIG.202**DF40A 50A 60A E01 012_202
DRIVE SHAFT HOUSING**FIG.203**DF40A 50A 60A E01 012_203
DRIVE SHAFT HOUSING**FIG.204**DF40A 50A 60A E01 012_204
DRIVE SHAFT HOUSING**FIG.205**DF40A 50A 60A E01 012_205
DRIVE SHAFT HOUSING**FIG.206**DF40A 50A 60A E01 012_206
DRIVE SHAFT HOUSING**FIG.207**DF40A 50A 60A E01 012_207
DRIVE SHAFT HOUSING**FIG.208**DF40A 50A 60A E01 012_208
GEAR CASE

FIG.217



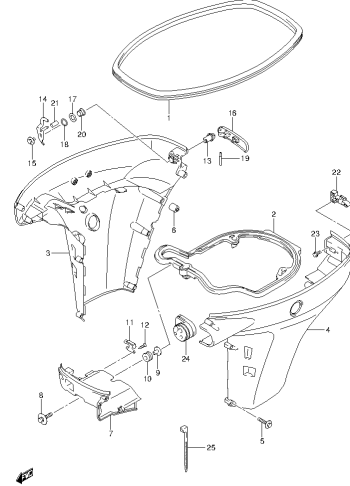
DF40A 50A 60A E01 012_217
GEAR CASE

FIG.218



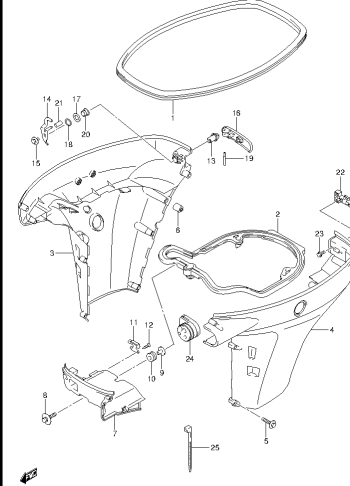
DF40A 50A 60A E01 012_218
GEAR CASE

FIG.219



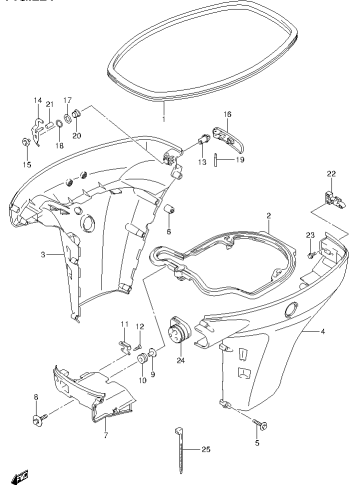
DF40A 50A 60A E01 012_219
SIDE COVER

FIG.220



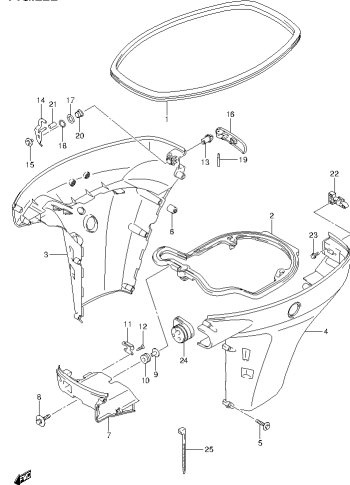
DF40A 50A 60A E01 012_220
SIDE COVER

FIG.221



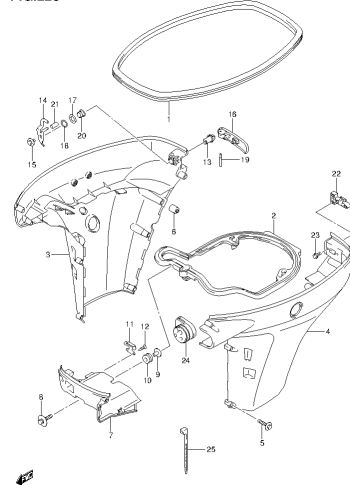
DF40A 50A 60A E01 012_221
SIDE COVER

FIG.222



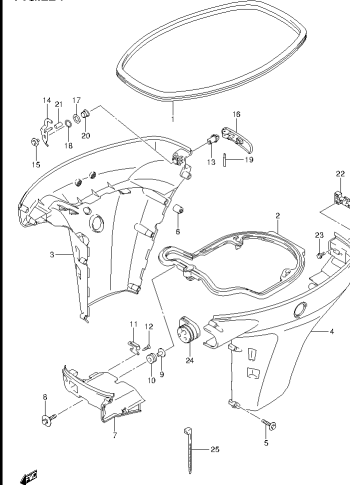
DF40A 50A 60A E01 012_222
SIDE COVER

FIG.223



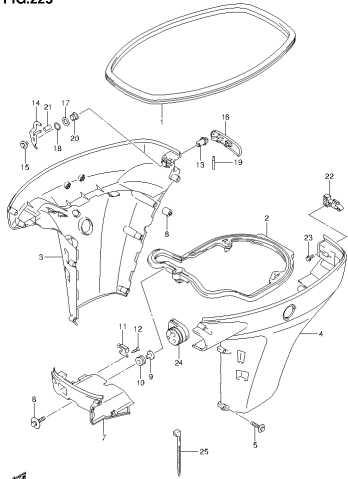
DF40A 50A 60A E01 012_223
SIDE COVER

FIG.224



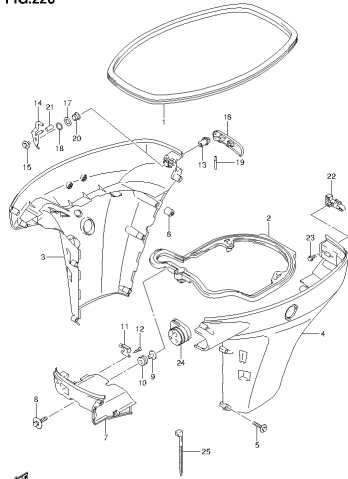
DF40A 50A 60A E01 012_224
SIDE COVER

FIG.225



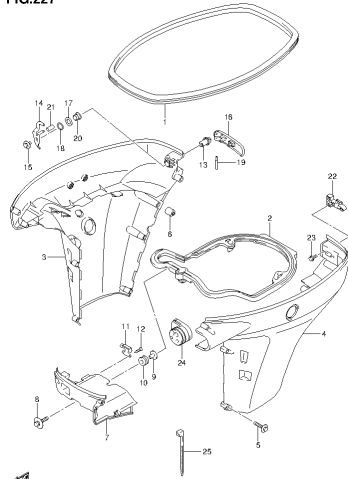
DF40A,50A,60A,E01,012,225
SIDE COVER

FIG.226



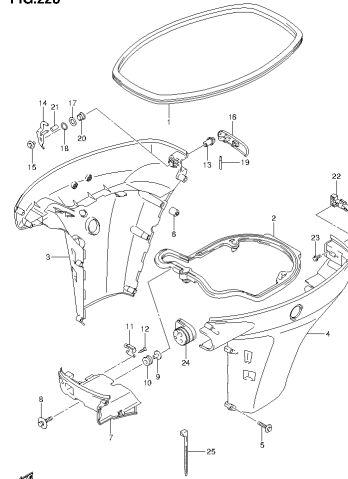
DF40A,50A,60A,E01,012,226
SIDE COVER

FIG.227



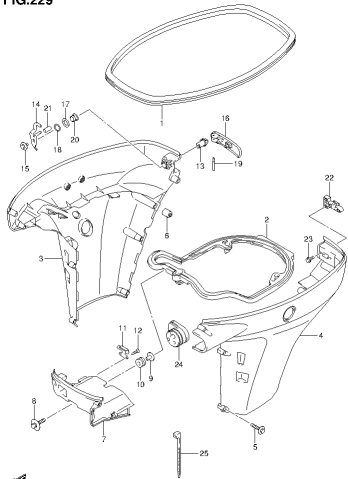
DF40A,50A,60A,E01,012,227
SIDE COVER

FIG.228



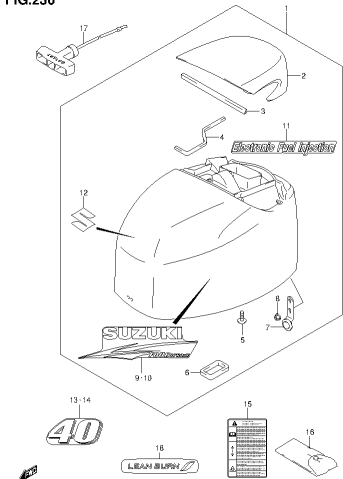
DF40A,50A,60A,E01,012,228
SIDE COVER

FIG.229



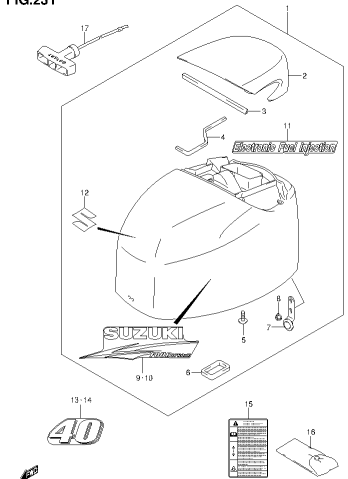
DF40A,50A,60A,E01,012,229
SIDE COVER

FIG.230



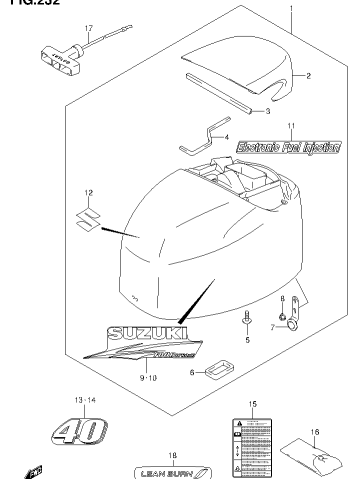
DF40A,50A,60A,E01,012,230
ENGINE COVER

FIG.231



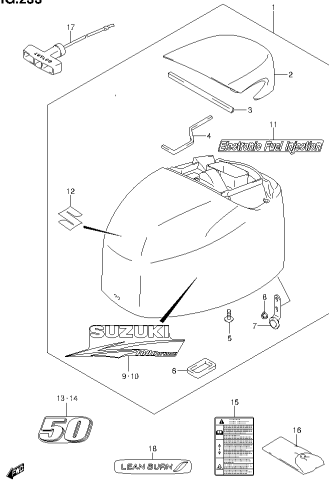
DF40A,50A,60A,E01,012,231
ENGINE COVER

FIG.232



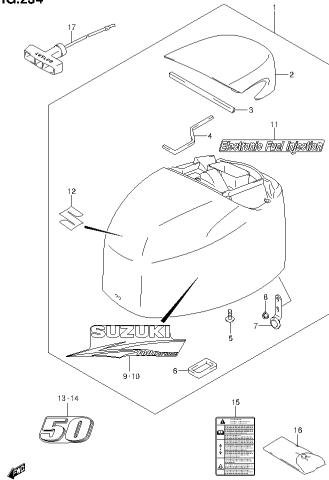
DF40A,50A,60A,E01,012,232
ENGINE COVER

FIG.233



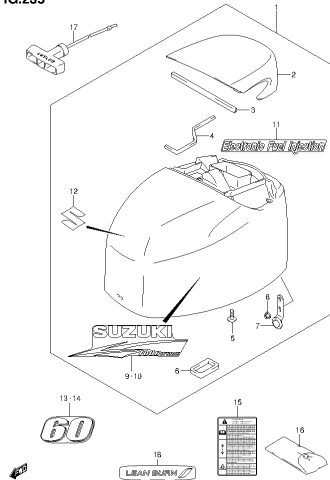
DF40A 50A 60A E01 012_233
ENGINE COVER

FIG.234



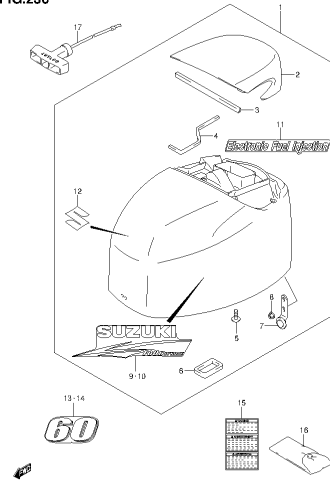
DF40A 50A 60A E01 012_234
ENGINE COVER

FIG.235



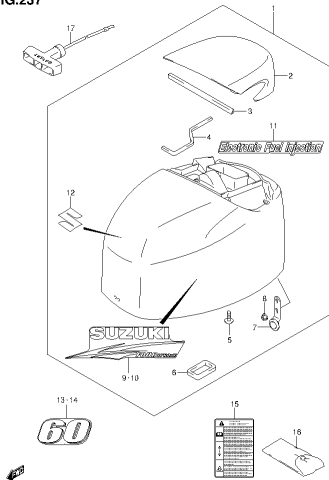
DF40A 50A 60A E01 012_235
ENGINE COVER

FIG.236



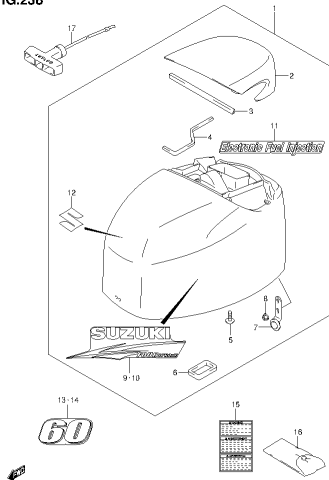
DF40A 50A 60A E01 012_236
ENGINE COVER

FIG.237



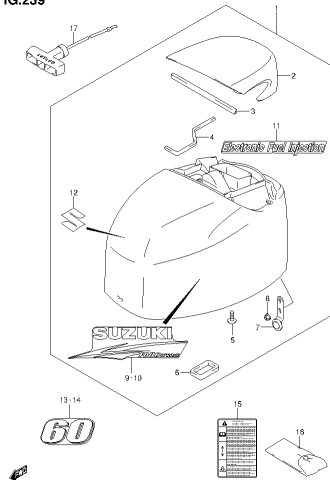
DF40A 50A 60A E01 012_237
ENGINE COVER

FIG.238



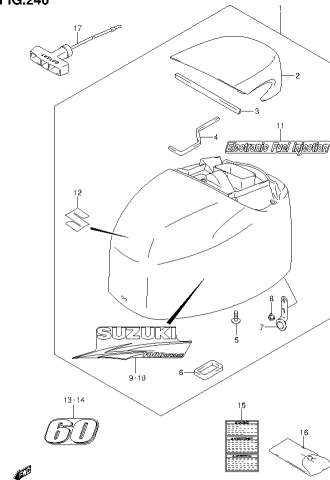
DF40A 50A 60A E01 012_238
ENGINE COVER

FIG.239



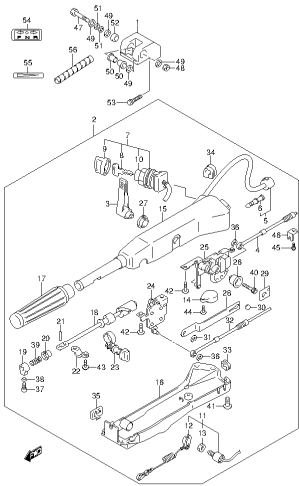
DF40A 50A 60A E01 012_239
ENGINE COVER

FIG.240



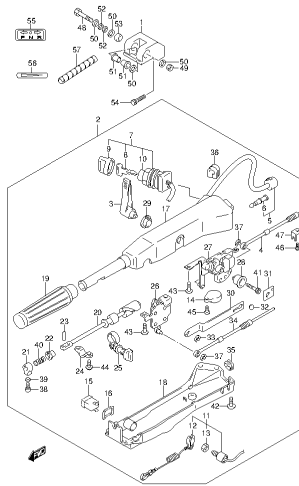
DF40A 50A 60A E01 012_240
ENGINE COVER

FIG.241



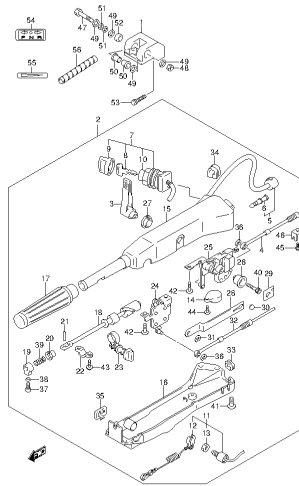
DF40A 50A 60A E01 012_241
TILLER HANDLE

FIG.242



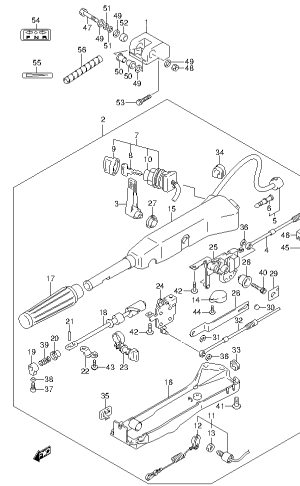
DF40A 50A 60A E01 012_242
TILLER HANDLE

FIG.243



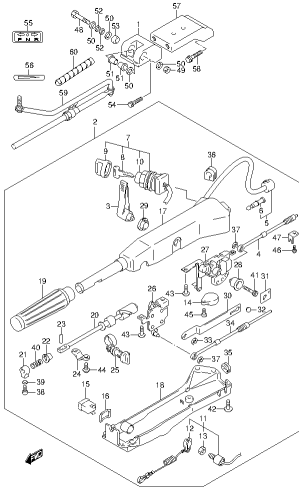
DF40A 50A 60A E01 012_243
TILLER HANDLE

FIG.244



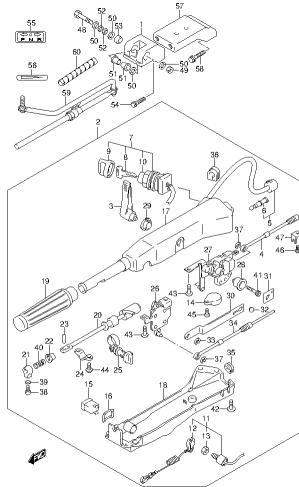
DF40A 50A 60A E01 012_244
TILLER HANDLE

FIG.245



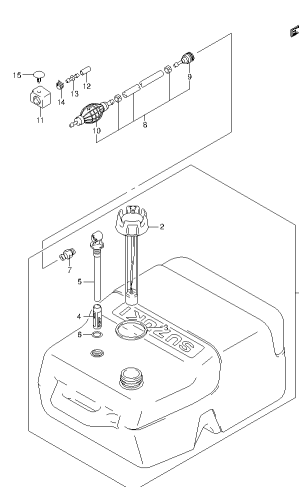
DF40A 50A 60A E01 012_245
TILLER HANDLE

FIG.246



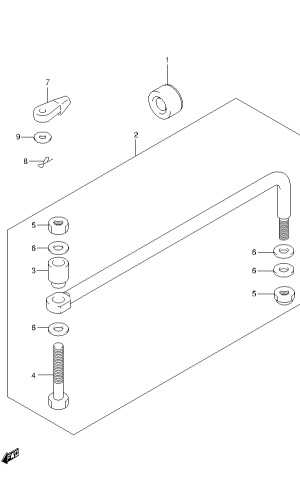
DF40A 50A 60A E01 012_246
TILLER HANDLE

FIG.247



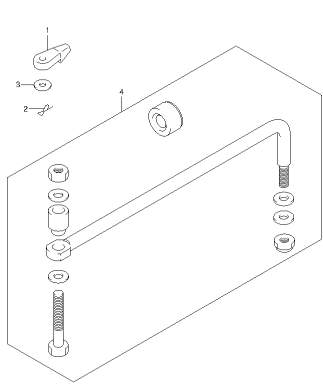
DF40A 50A 60A E01 012_247
FUEL TANK

FIG.248



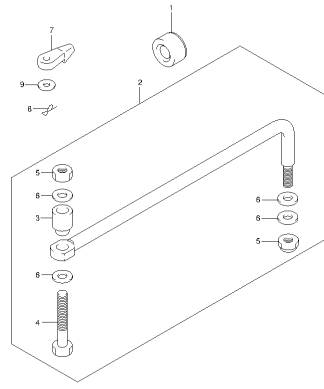
DF40A 50A 60A E01 012_248
DRAG LINK

FIG.249



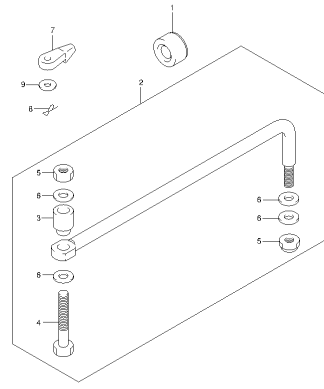
DF40A 50A 60A E01 012_249
DRAG LINK

FIG.250



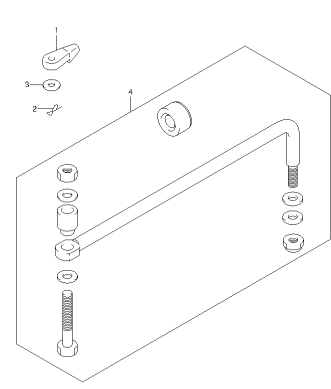
DF40A 50A 60A E01 012_250
DRAG LINK

FIG.251



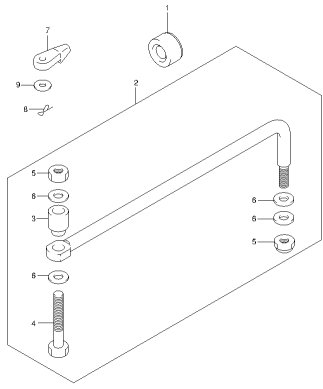
DF40A 50A 60A E01 012_251
DRAG LINK

FIG.252



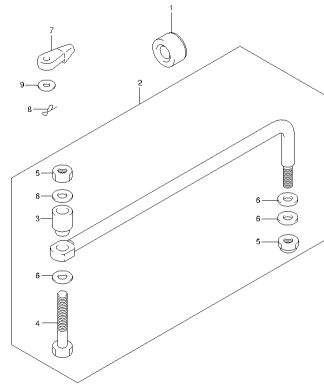
DF40A 50A 60A E01 012_252
DRAG LINK

FIG.253



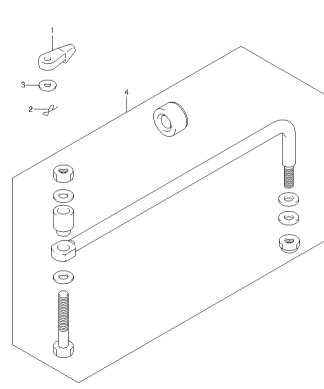
DF40A 50A 60A E01 012_253
DRAG LINK

FIG.254



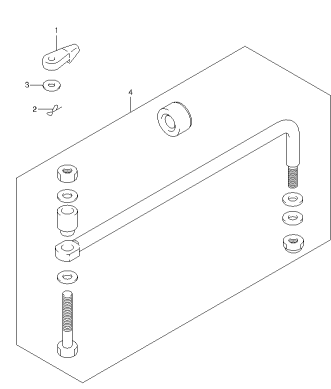
DF40A 50A 60A E01 012_254
DRAG LINK

FIG.255



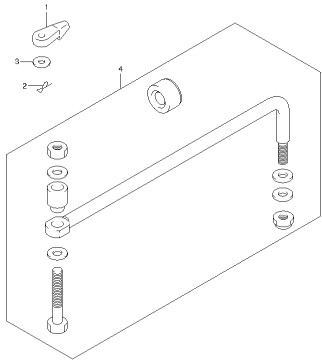
DF40A 50A 60A E01 012_255
DRAG LINK

FIG.256



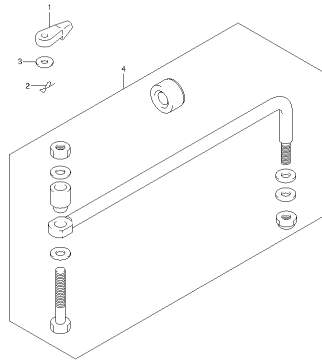
DF40A 50A 60A E01 012_256
DRAG LINK

FIG.257



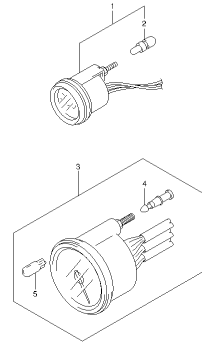
DF40A 50A 60A E01 012_257
DRAG LINK

FIG.258



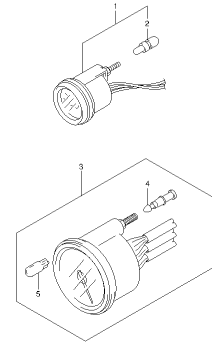
DF40A 50A 60A E01 012_258
DRAG LINK

FIG.259



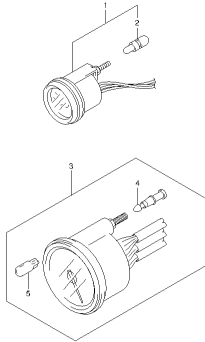
DF40A 50A 60A E01 012_259
METER

FIG.260



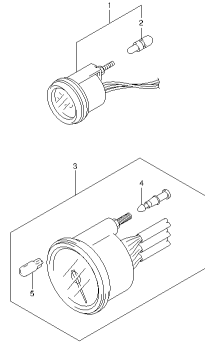
DF40A 50A 60A E01 012_260
METER

FIG.261



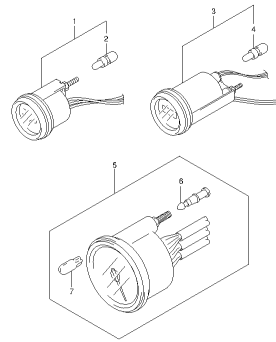
DF40A 50A 60A E01 012_261
METER

FIG.262



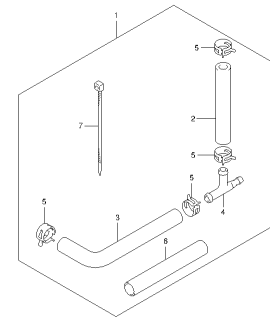
DF40A 50A 60A E01 012_262
METER

FIG.263



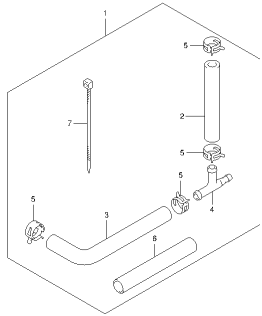
DF40A 50A 60A E01 012_263
METER

FIG.264



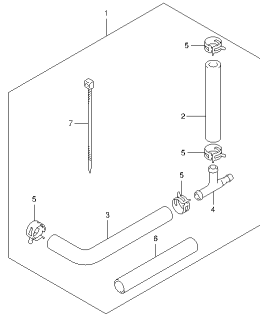
DF40A 50A 60A E01 012_264
WATER PRESSURE GAUGE SUB KIT

FIG.265



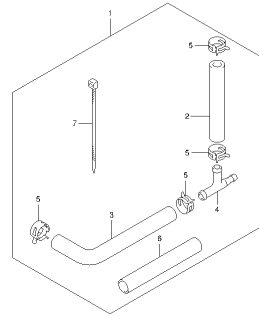
DF40A 50A 60A E01 012_265
WATER PRESSURE GAUGE SUB KIT

FIG.266



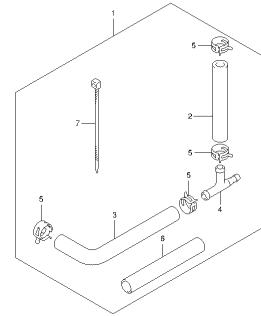
DF40A 50A 60A E01 012_266
WATER PRESSURE GAUGE SUB KIT

FIG.267



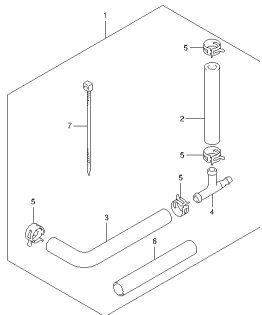
DF40A 50A 60A E01 012_267
WATER PRESSURE GAUGE SUB KIT

FIG.268



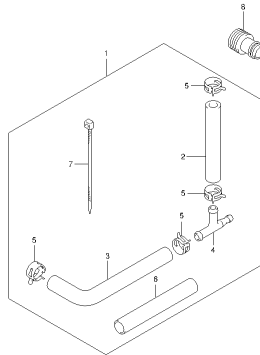
DF40A 50A 60A E01 012_268
WATER PRESSURE GAUGE SUB KIT

FIG.269



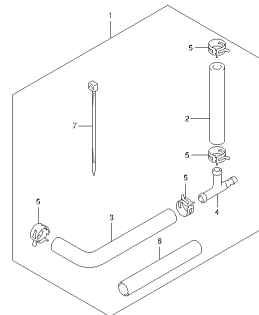
DF40A 50A 60A E01 012_269
WATER PRESSURE GAUGE SUB KIT

FIG.270



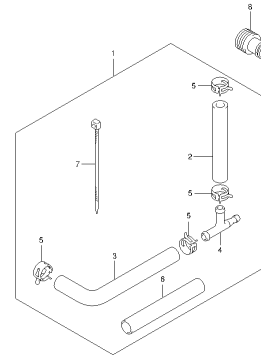
DF40A 50A 60A E01 012_270
WATER PRESSURE GAUGE SUB KIT

FIG.271



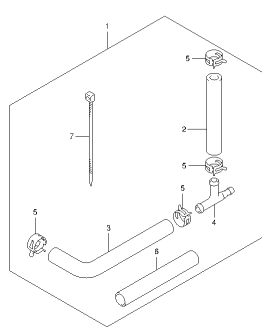
DF40A 50A 60A E01 012_271
WATER PRESSURE GAUGE SUB KIT

FIG.272



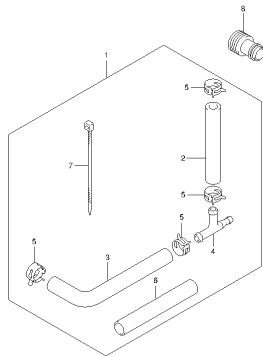
DF40A 50A 60A E01 012_272
WATER PRESSURE GAUGE SUB KIT

FIG.273



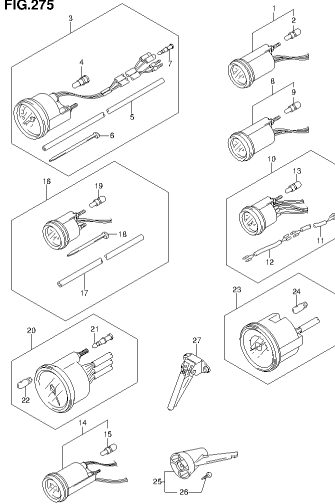
DF40A 50A 60A E01 012_273
WATER PRESSURE GAUGE SUB KIT

FIG.274



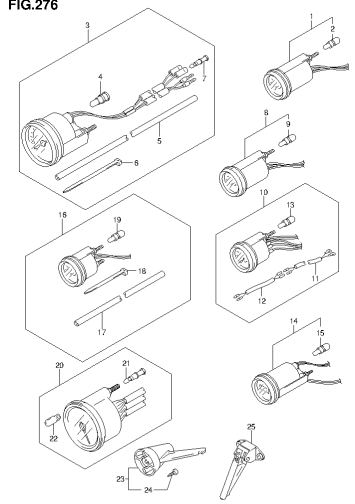
DF40A 50A 60A E01 012_274
WATER PRESSURE GAUGE SUB KIT

FIG.275



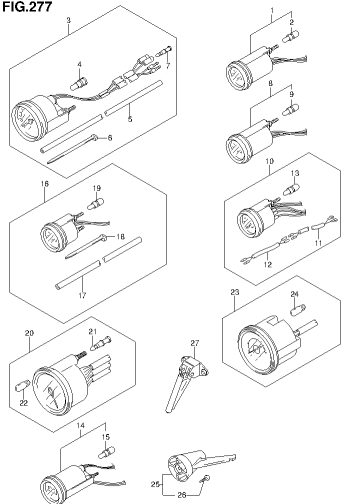
DF40A 50A 60A E01 012_275
OPTI-METER

FIG.276



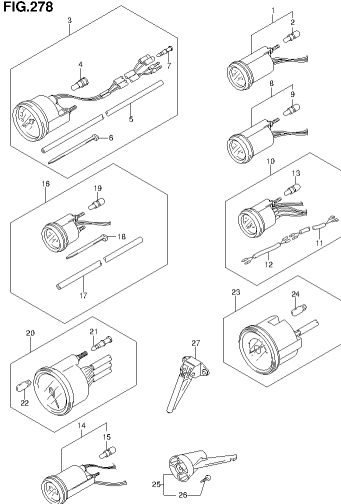
DF40A 50A 60A E01 012_276
OPTI-METER

FIG.277



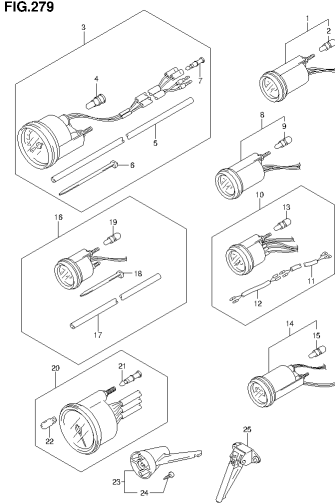
DF40A 50A 60A E01 012_277
OPTI-METER

FIG.278



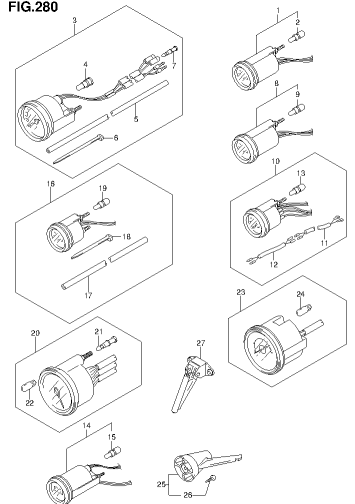
DF40A 50A 60A E01 012_278
OPTI-METER

FIG.279

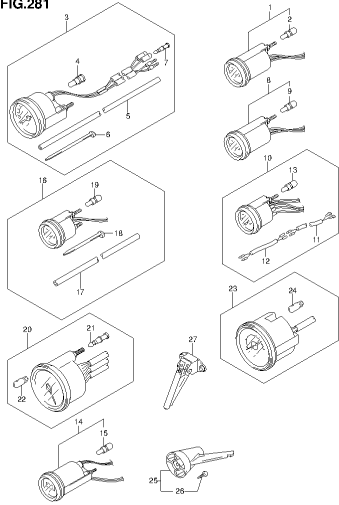


DF40A 50A 60A E01 012_279
OPTI-METER

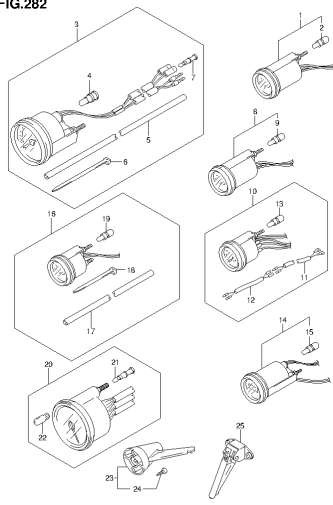
FIG.280



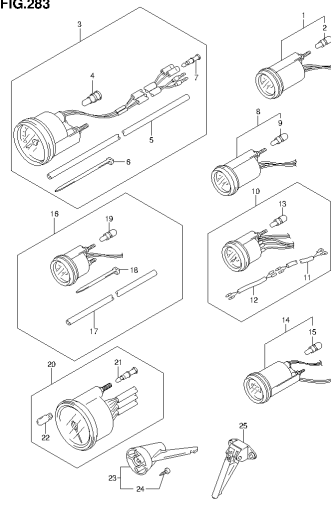
DF40A 50A 60A E01 012_280
OPTI-METER

FIG.281

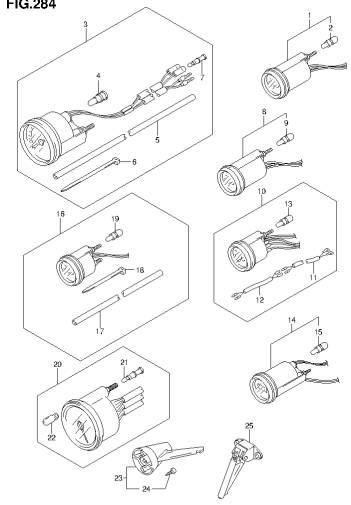
DF40A 50A 60A E01 012_281
CPT/METER

FIG.282

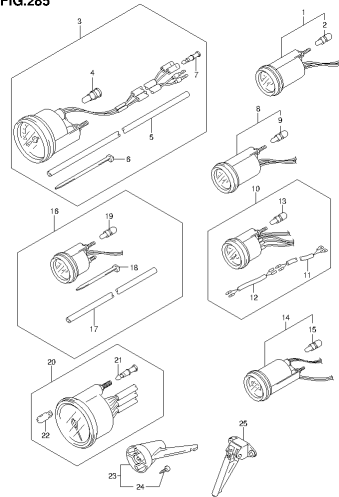
DF40A 50A 60A E01 012_282
CPT/METER

FIG.283

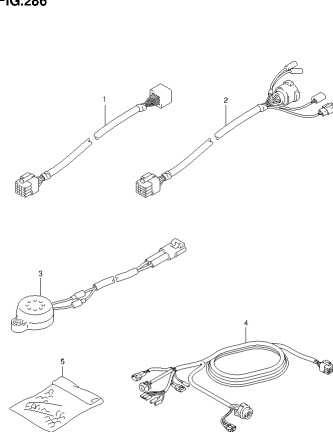
DF40A 50A 60A E01 012_283
CPT/METER

FIG.284

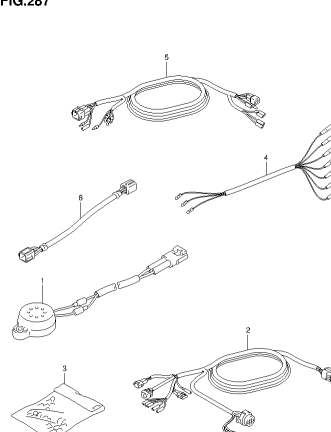
DF40A 50A 60A E01 012_284
CPT/METER

FIG.285

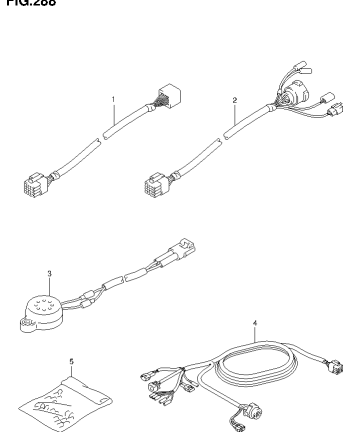
DF40A 50A 60A E01 012_285
CPT/METER

FIG.286

DF40A 50A 60A E01 012_286
CPT/HARNESS

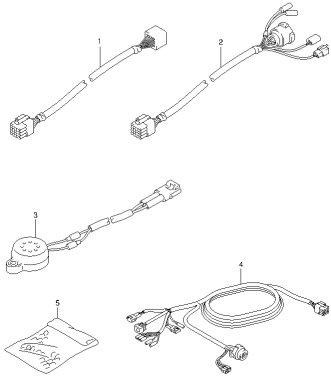
FIG.287

DF40A 50A 60A E01 012_287
CPT/HARNESS

FIG.288

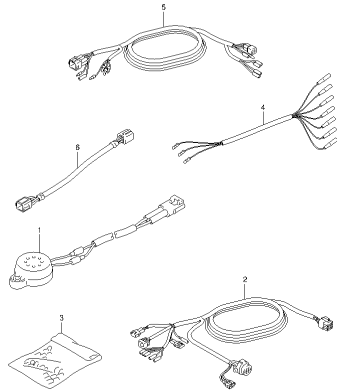
DF40A 50A 60A E01 012_288
CPT/HARNESS

FIG.289



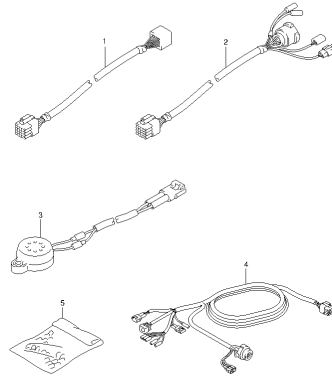
DF40A.50A.60A.E01.012.289
OPT.HARNES

FIG.290



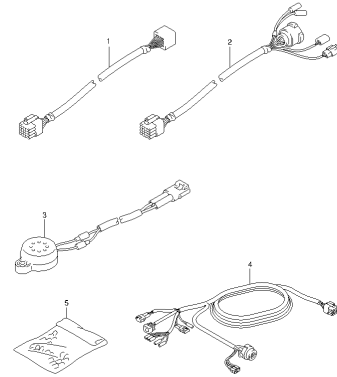
DF40A.50A.60A.E01.012.290
OPT.HARNES

FIG.291



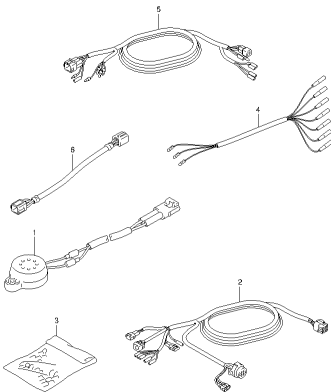
DF40A.50A.60A.E01.012.291
OPT.HARNES

FIG.292



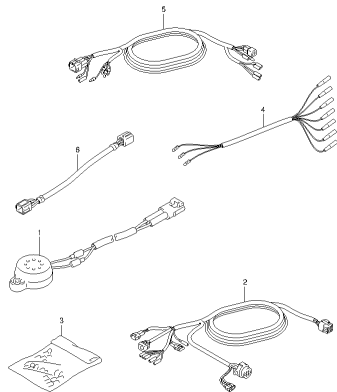
DF40A.50A.60A.E01.012.292
OPT.HARNES

FIG.293



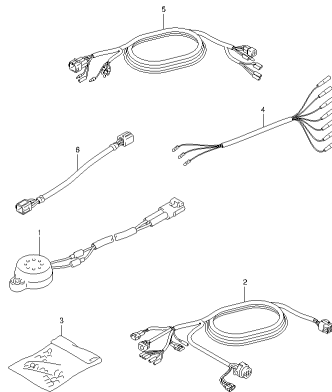
DF40A.50A.60A.E01.012.293
OPT.HARNES

FIG.294



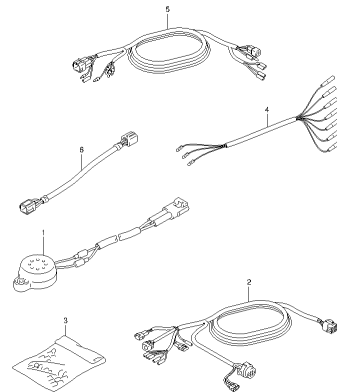
DF40A.50A.60A.E01.012.294
OPT.HARNES

FIG.295



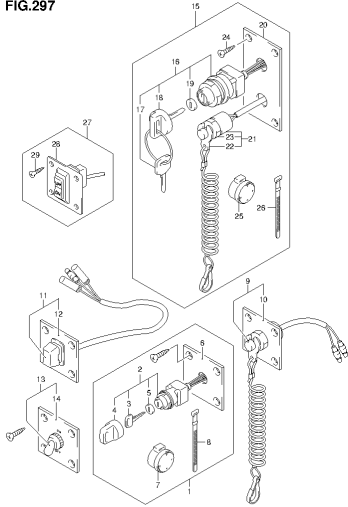
DF40A.50A.60A.E01.012.295
OPT.HARNES

FIG.296



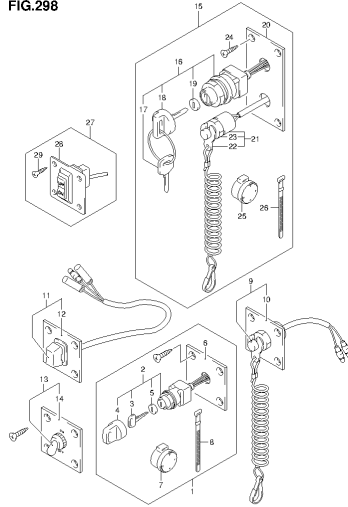
DF40A.50A.60A.E01.012.296
OPT.HARNES

FIG.297



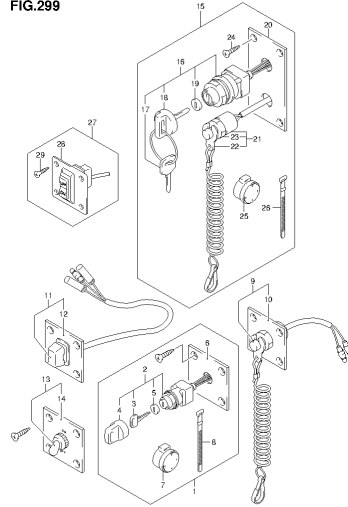
DF40A.50A.60A.E01.012_297
OPT.SWITCH

FIG.298



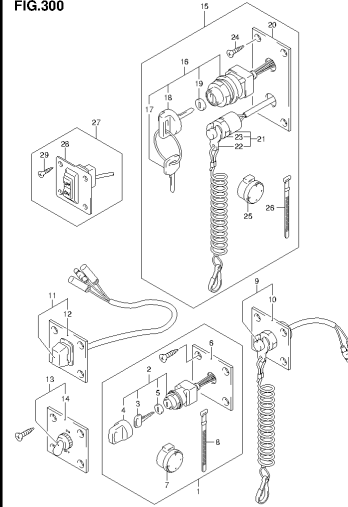
DF40A.50A.60A.E01.012_298
OPT.SWITCH

FIG.299



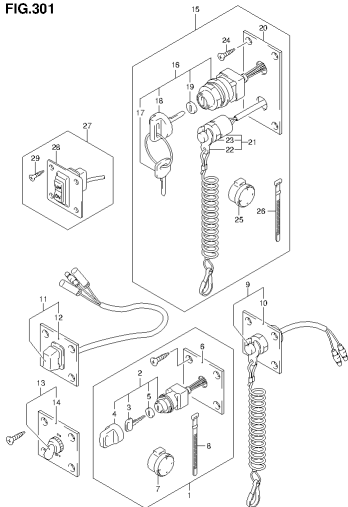
DF40A.50A.60A.E01.012_299
OPT.SWITCH

FIG.300



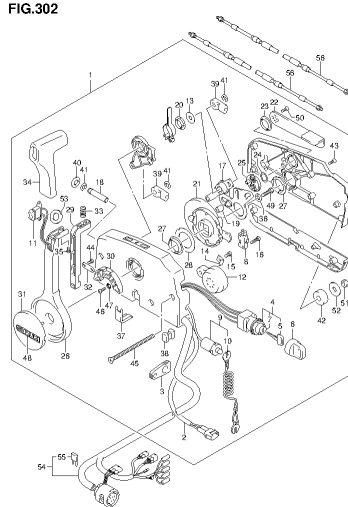
DF40A.50A.60A.E01.012_300
OPT.SWITCH

FIG.301



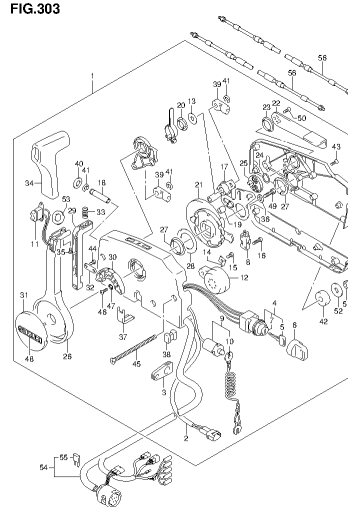
DF40A.50A.60A.E01.012_301
OPT.SWITCH

FIG.302



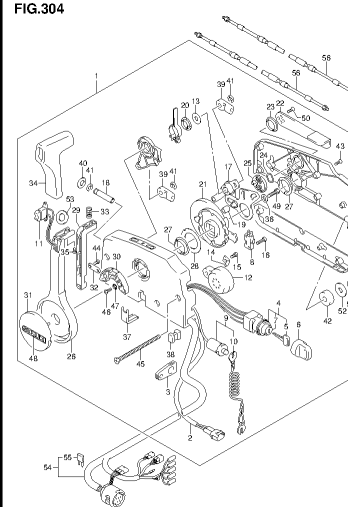
DF40A.50A.60A.E01.012_302
OPT.REMOTE CONTROL

FIG.303



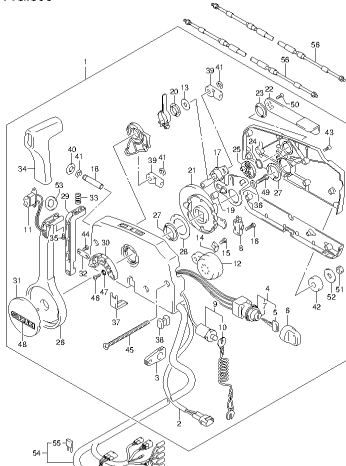
DF40A.50A.60A.E01.012_303
OPT.REMOTE CONTROL

FIG.304



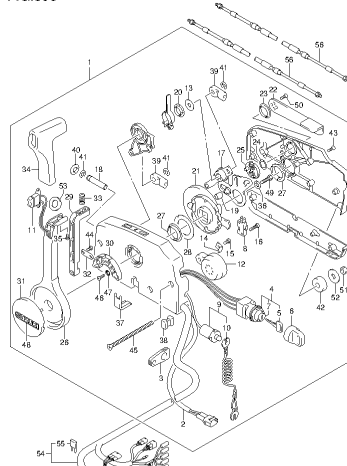
DF40A.50A.60A.E01.012_304
OPT.REMOTE CONTROL

FIG.305



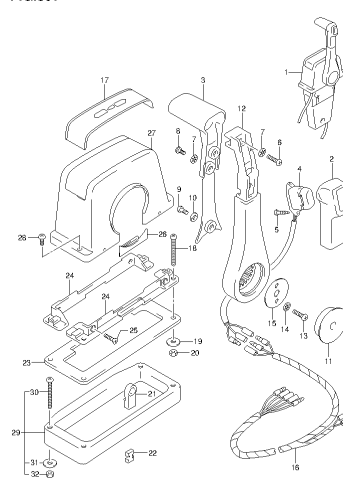
DF40A 50A 60A E01 012_305
OPT REMOTE CONTROL

FIG.306



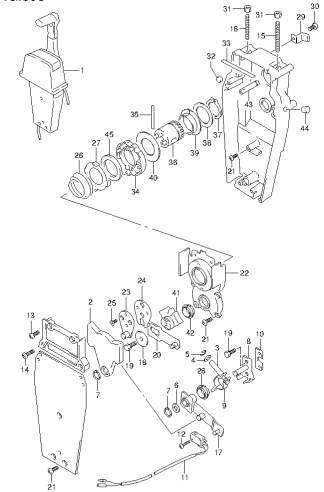
DF40A 50A 60A E01 012_306
OPT REMOTE CONTROL

FIG.307



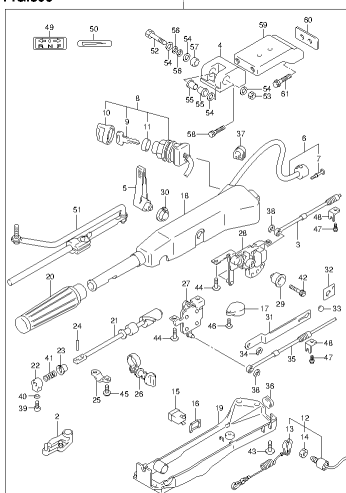
DF40A 50A 60A E01 012_307
OPT REMOTE CONTROL ASSY SINGLE (1)

FIG.308



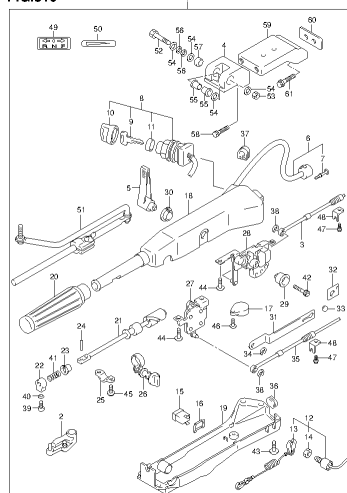
DF40A 50A 60A E01 012_308
OPT REMOTE CONTROL ASSY SINGLE (2)

FIG.309



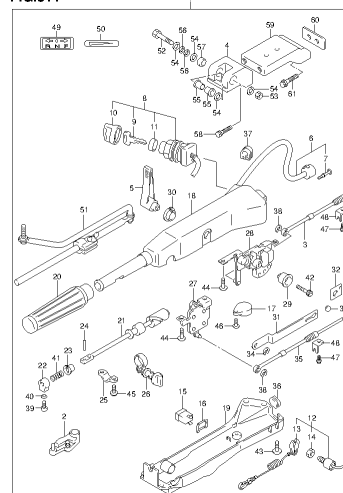
DF40A 50A 60A E01 012_309
OPT TILLER HANDLE

FIG.310



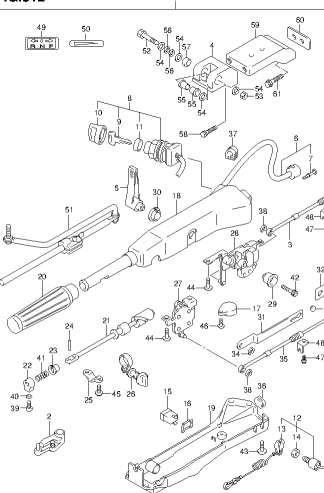
DF40A 50A 60A E01 012_310
OPT TILLER HANDLE

FIG.311



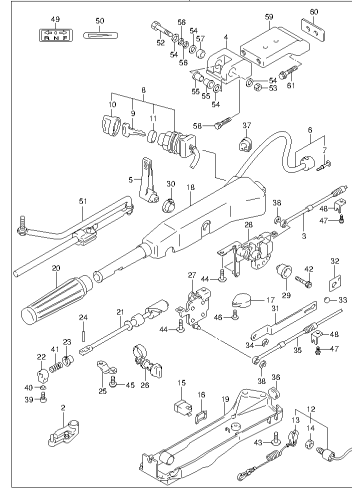
DF40A 50A 60A E01 012_311
OPT TILLER HANDLE

FIG.312



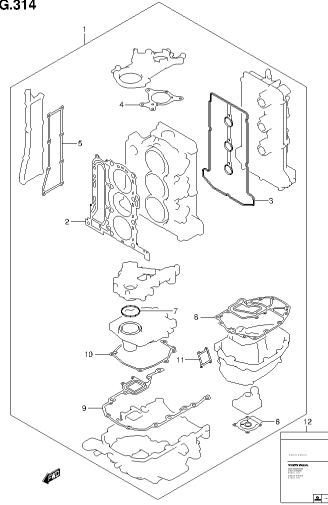
DF40A 50A 60A E01 012_312
OPT TILLER HANDLE

FIG.313



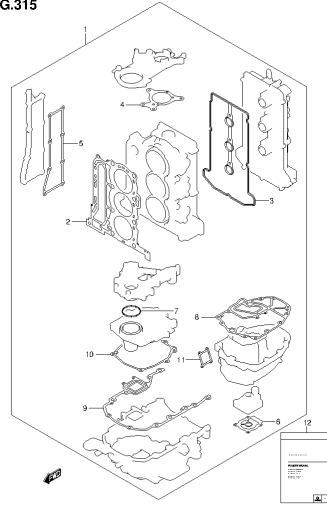
DF40A.50A.80A.E01.012_313
OPT.FILLER HANDLE

FIG.314



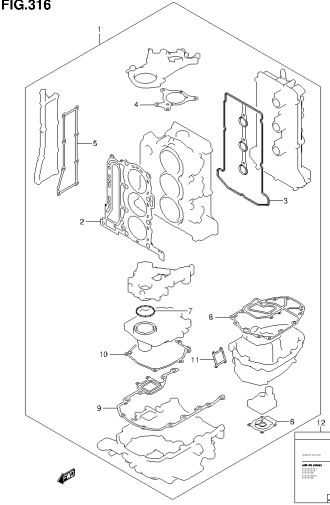
DF40A.50A.80A.E01.012_314
OPT.GASKET SET

FIG.315



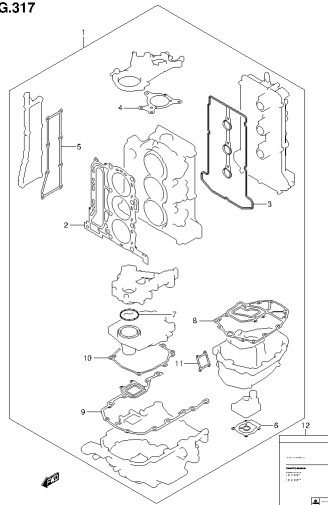
DF40A.50A.80A.E01.012_315
OPT.GASKET SET

FIG.316



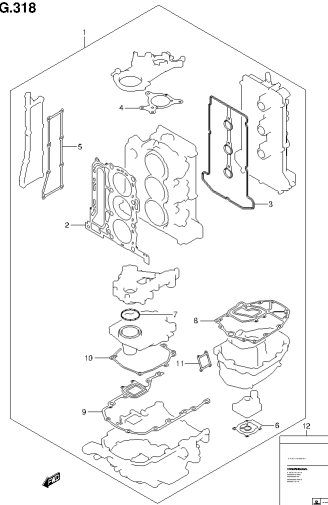
DF40A.50A.80A.E01.012_316
OPT.GASKET SET

FIG.317



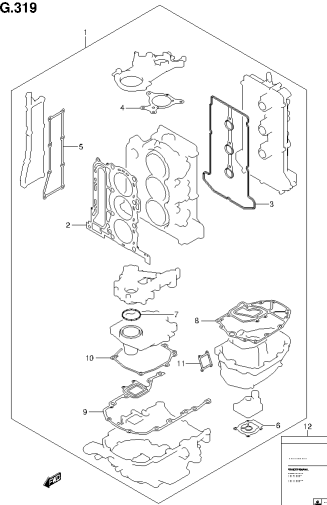
DF40A.50A.80A.E01.012_317
OPT.GASKET SET

FIG.318



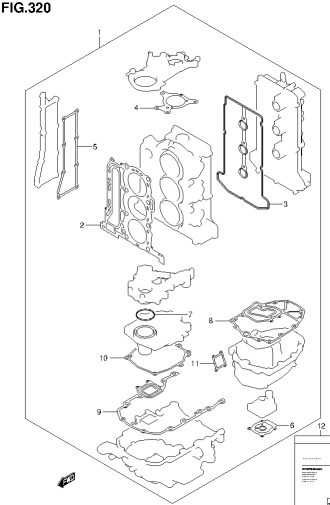
DF40A.50A.80A.E01.012_318
OPT.GASKET SET

FIG.319



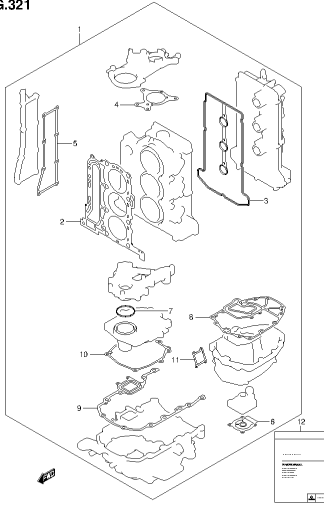
DF40A.50A.80A.E01.012_319
OPT.GASKET SET

FIG.320



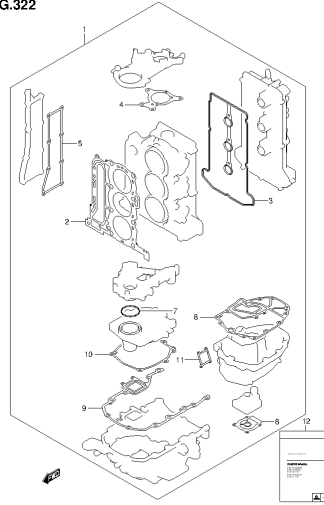
DF40A.50A.80A.E01.012_320
OPT.GASKET SET

FIG.321



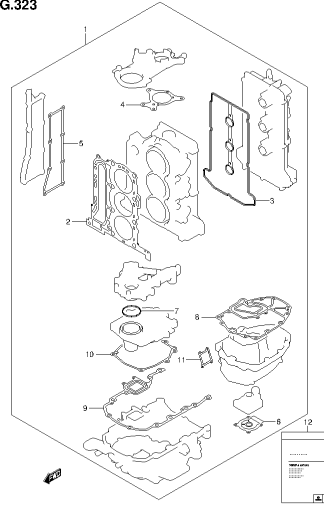
DF406.50R.80A.E01.012_321
OPT.GASKET SET

FIG.322



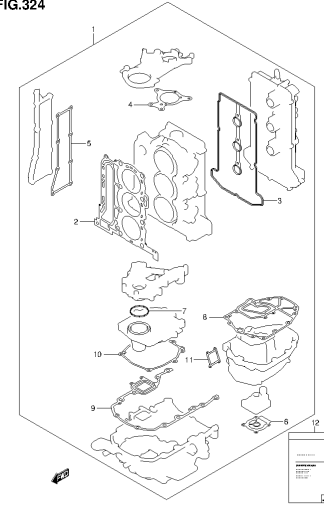
DF406.50R.80A.E01.012_322
OPT.GASKET SET

FIG.323



DF406.50R.80A.E01.012_323
OPT.GASKET SET

FIG.324



DF406.50R.80A.E01.012_324
OPT.GASKET SET

FIG.1

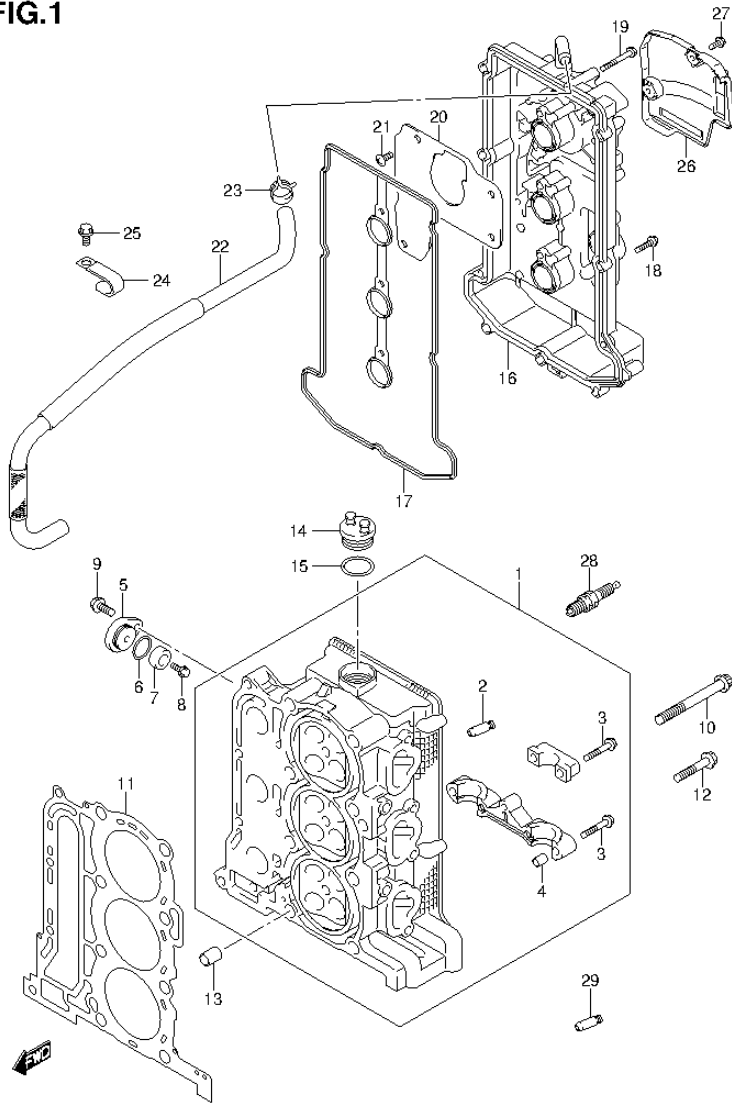


FIG.1 (1-B-2) CYLINDER HEAD

REF NO.	PART NO.	DESCRIPTION	Q'TY	REMARKS
1	11100-88L00	HEAD ASSY, CYLINDER	1	
2	11115-73G01-001	.GUIDE, VALVE	12	
3	09103-06266	.BOLT (6X40)	17	
4	09206-08001	.PIN	14	
5	11261-93J00	COVER, PROTECTION ANODE	2	
6	09280-22019	O RING (D:1.9,ID:21.8)	2	
7-1	55321-87J00	ANODE, PROTECTION	2	
7-2	55321-87J10	ANODE (MAGNESIUM)	1	OPT
8	09103-06281	BOLT (6X14)	2	
9	01550-08207	BOLT	2	
10	11119-87J00	BOLT, CYLINDER HEAD (10X95)	8	
11	11141-88L00	GASKET, CYLINDER HEAD	1	
12	01550-08457	BOLT	4	
13	04211-13189	PIN	2	
14	11382-99E00	CAP, OIL FILLER	1	
15	09280-26006	O RING (D:3.1,ID:26.4)	1	
16	11170-88L10	COVER, CYLINDER HEAD	1	
17	11189-88L00	GASKET, CYLINDER HEAD COVER	1	
18	01547-06257	BOLT	9	
19	01547-06457	BOLT	3	
20	11173-88L00	PLATE, BREATHER	1	
21	02142-0612A	SCREW	4	
22	11174-88L00	HOSE, BREATHER	1	
23	09401-15414	CLIP	1	
24	09403-17303	CLAMP	2	
25	01550-06127	BOLT	2	
26	11194-88L10	GUARD, FUEL HOSE	1	
27	01550-06167	BOLT	2	
28	09482-00446	SPARK PLUG (NGK,DCPR6E)	3	
29	11115-73G01-001	GUIDE, VALVE	4	OPT

FIG.2

FIG.2 (1-B-3) CYLINDER BLOCK

REF NO.	PART NO.	DESCRIPTION	Q'TY	REMARKS
1	11291-88L00	HOOK, ENGINE	1	
2	01550-08207	BOLT	2	
3	11301-88L00	BLOCK ASSY, CYLINDER	1	
4	11117-89J20	.BOLT, CRANKCASE INSIDE	8	
5	09206-13019	.PIN	4	
6	01550-08407	.BOLT	8	
7	11112-88L00	.PLUG, OIL VENTURI	1	
8	55321-87J00	ANODE, PROTECTION	1	
9	09103-06281	BOLT (6X14)	1	

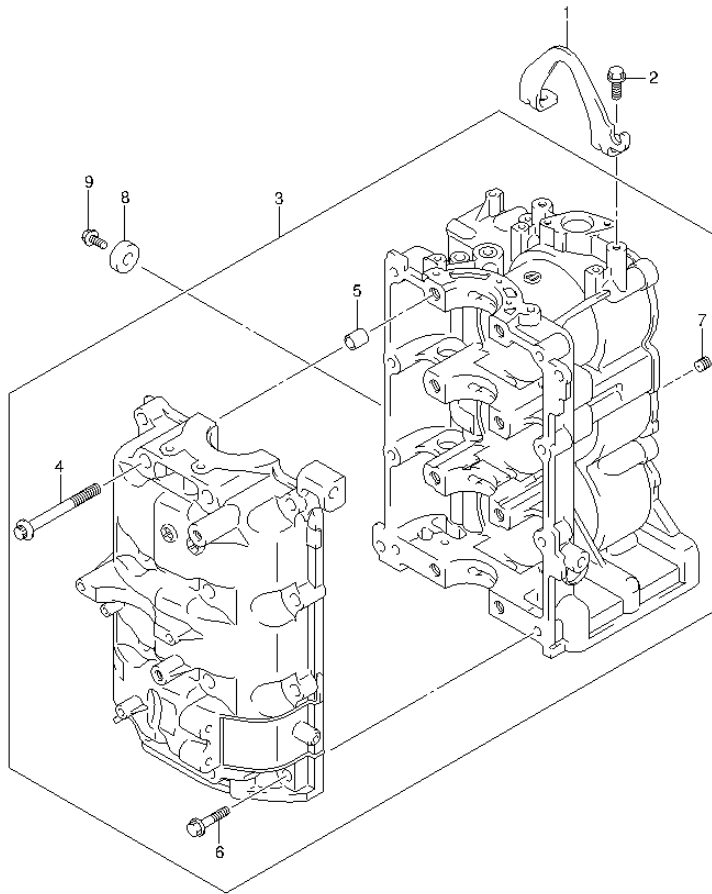


FIG.3

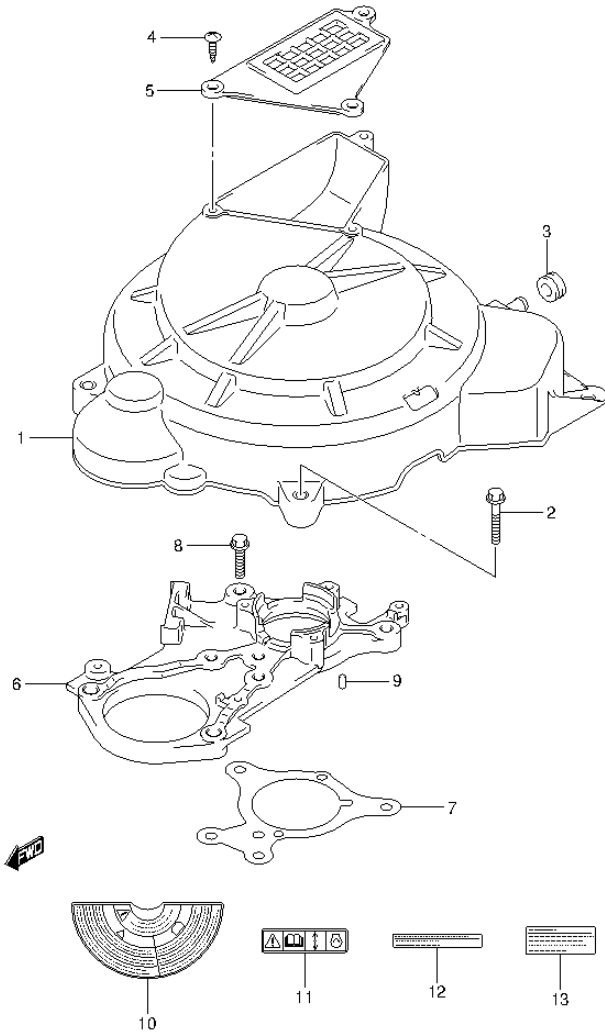


FIG.3 (1-B-4) RING GEAR COVER (DF40A E1)

REF NO.	PART NO.	DESCRIPTION	Q'TY	REMARKS
1	11510-88L00	COVER, RING GEAR	1	
2	01550-06307	BOLT	3	
3	09320-09501	CUSHION	1	
4	03542-06209	SCREW	3	
5	11514-88L00	PLATE, RING GEAR COVER	1	
6	11411-88L00	HOUSING, UPPER OIL SEAL	1	
7	11413-88L00	GASKET, UPPER OIL SEAL	1	
8	01550-06257	BOLT	5	
9	04221-04089	PIN	2	
10	61472-93E40	LABEL, MAG COVER	1	
11	69711-93E10	LABEL (S.I.G.P.)	1	
12	61493-88L00	LABEL, CLEARANCE	1	
13	61494-88L00	LABEL, OIL	1	

FIG.4

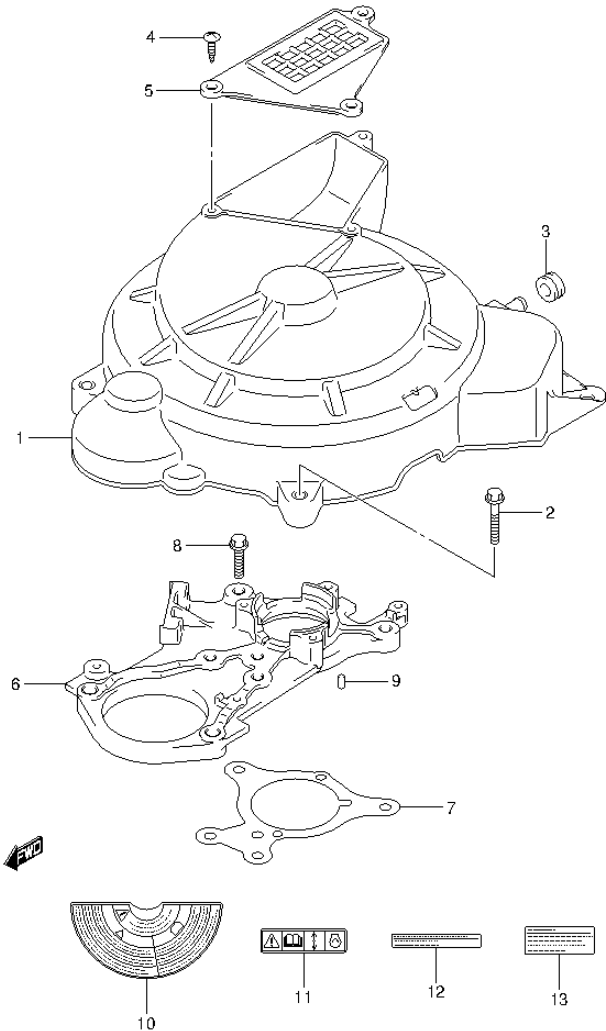


FIG.4 (1-B-5) RING GEAR COVER (DF40AQH E1)

REF NO.	PART NO.	DESCRIPTION	Q'TY	REMARKS
1	11510-88L00	COVER, RING GEAR	1	
2	01550-06307	BOLT	3	
3	09320-09501	CUSHION	1	
4	03542-06209	SCREW	3	
5	11514-88L00	PLATE, RING GEAR COVER	1	
6	11411-88L00	HOUSING, UPPER OIL SEAL	1	
7	11413-88L00	GASKET, UPPER OIL SEAL	1	
8	01550-06257	BOLT	5	
9	04221-04089	PIN	2	
10	61472-93E40	LABEL, MAG COVER	1	
11	69711-93E10	LABEL (S.I.G.P.)	1	
12	61493-88L00	LABEL, CLEARANCE	1	
13	61494-88L00	LABEL, OIL	1	

FIG.5

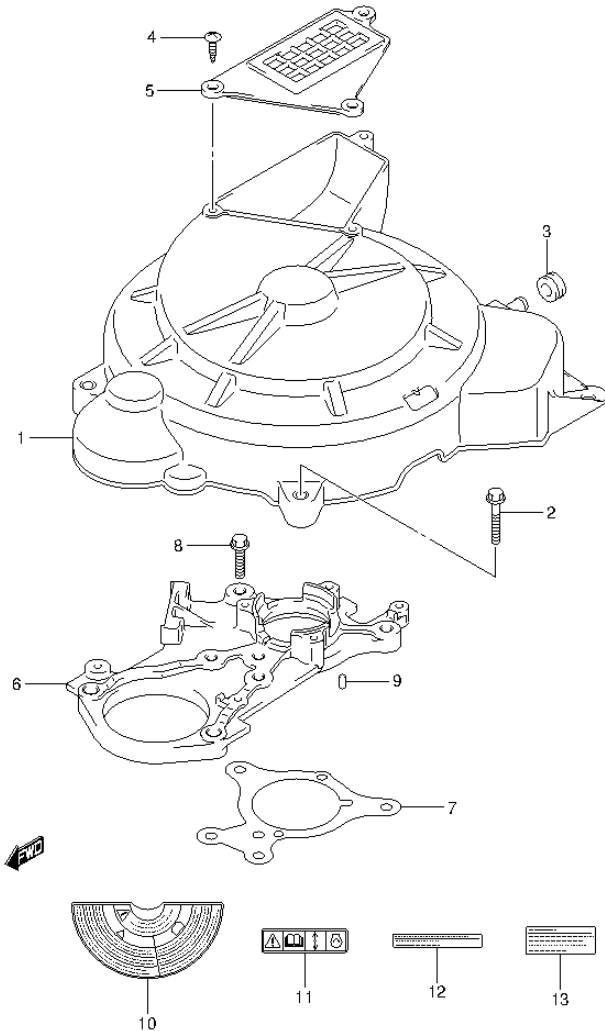


FIG.5 (1-B-6) RING GEAR COVER (DF40AST E34)

REF NO.	PART NO.	DESCRIPTION	Q'TY	REMARKS
1	11510-88L00	COVER, RING GEAR	1	
2	01550-06307	BOLT	3	
3	09320-09501	CUSHION	1	
4	03542-06209	SCREW	3	
5	11514-88L00	PLATE, RING GEAR COVER	1	
6	11411-88L00	HOUSING, UPPER OIL SEAL	1	
7	11413-88L00	GASKET, UPPER OIL SEAL	1	
8	01550-06257	BOLT	5	
9	04221-04089	PIN	2	
10	61472-93E40	LABEL, MAG COVER	1	
11	69711-93E10	LABEL (S.I.G.P.)	1	
12	61493-88L00	LABEL, CLEARANCE	1	
13	61494-88L00	LABEL, OIL	1	

FIG.6

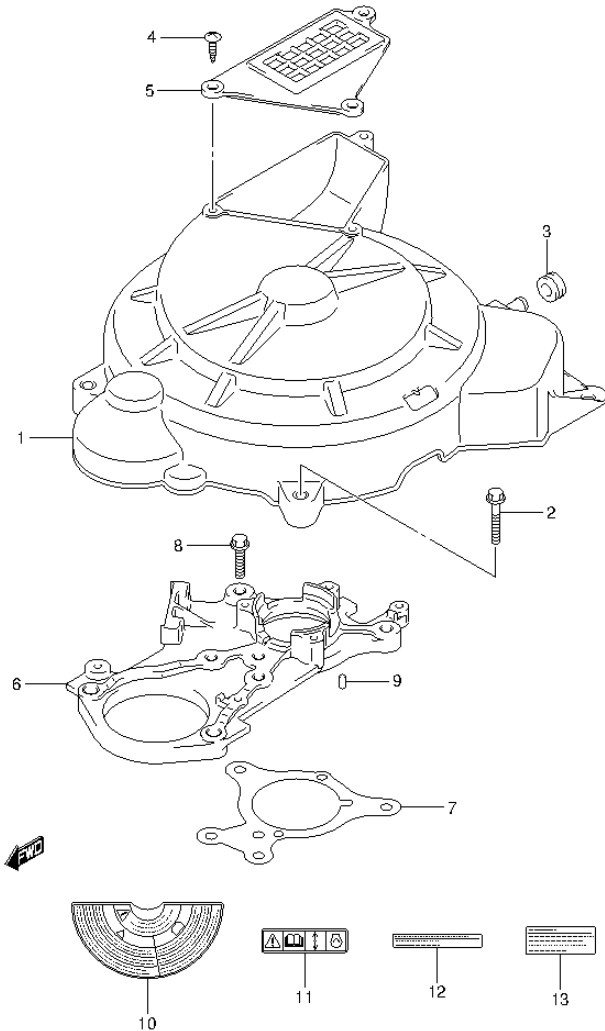


FIG.6 (1-B-7) RING GEAR COVER (DF50A E1)

REF NO.	PART NO.	DESCRIPTION	Q'TY	REMARKS
1	11510-88L00	COVER, RING GEAR	1	
2	01550-06307	BOLT	3	
3	09320-09501	CUSHION	1	
4	03542-06209	SCREW	3	
5	11514-88L00	PLATE, RING GEAR COVER	1	
6	11411-88L00	HOUSING, UPPER OIL SEAL	1	
7	11413-88L00	GASKET, UPPER OIL SEAL	1	
8	01550-06257	BOLT	5	
9	04221-04089	PIN	2	
10	61472-93E40	LABEL, MAG COVER	1	
11	69711-93E10	LABEL (S.I.G.P.)	1	
12	61493-88L00	LABEL, CLEARANCE	1	
13	61494-88L00	LABEL, OIL	1	

FIG.7

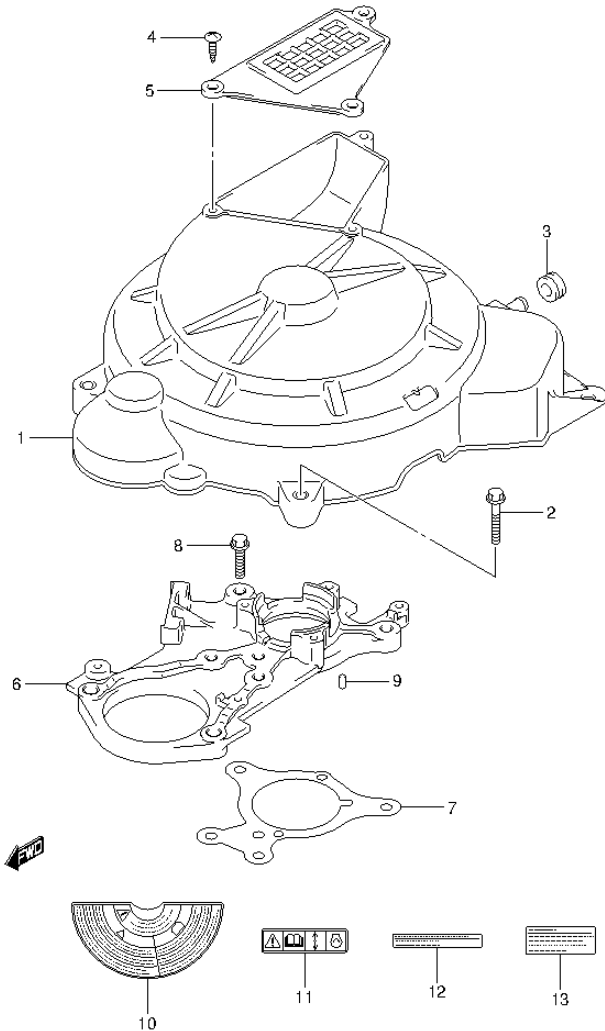


FIG.7 (1-B-8) RING GEAR COVER (DF50ATH E1)

REF NO.	PART NO.	DESCRIPTION	Q'TY	REMARKS
1	11510-88L00	COVER, RING GEAR	1	
2	01550-06307	BOLT	3	
3	09320-09501	CUSHION	1	
4	03542-06209	SCREW	3	
5	11514-88L00	PLATE, RING GEAR COVER	1	
6	11411-88L00	HOUSING, UPPER OIL SEAL	1	
7	11413-88L00	GASKET, UPPER OIL SEAL	1	
8	01550-06257	BOLT	5	
9	04221-04089	PIN	2	
10	61472-93E40	LABEL, MAG COVER	1	
11	69711-93E10	LABEL (S.I.G.P.)	1	
12	61493-88L00	LABEL, CLEARANCE	1	
13	61494-88L00	LABEL, OIL	1	

FIG.8

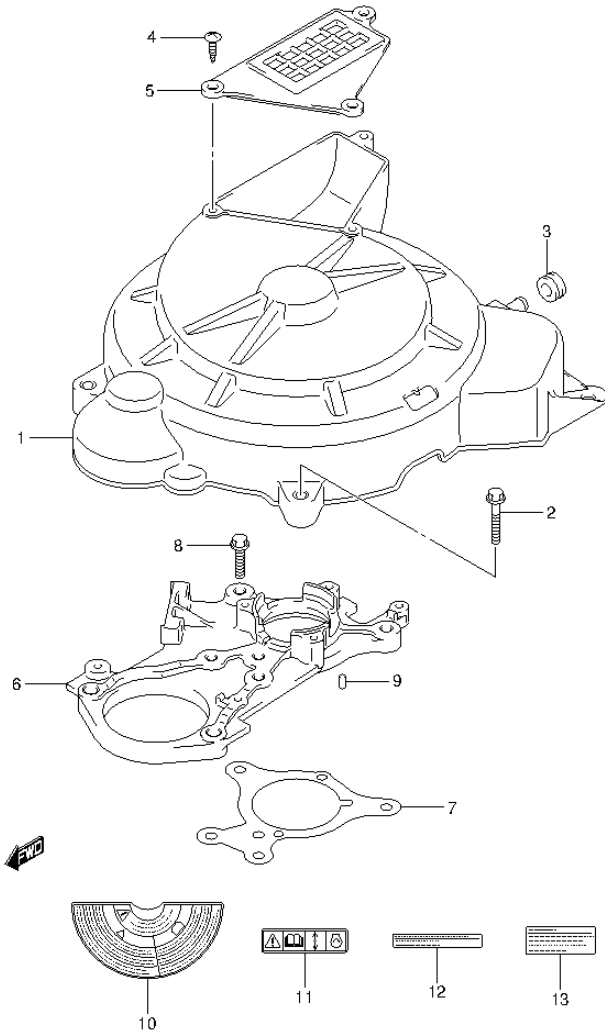


FIG.8 (1-B-9) RING GEAR COVER (DF60A E1)

REF NO.	PART NO.	DESCRIPTION	Q'TY	REMARKS
1	11510-88L00	COVER, RING GEAR	1	
2	01550-06307	BOLT	3	
3	09320-09501	CUSHION	1	
4	03542-06209	SCREW	3	
5	11514-88L00	PLATE, RING GEAR COVER	1	
6	11411-88L00	HOUSING, UPPER OIL SEAL	1	
7	11413-88L00	GASKET, UPPER OIL SEAL	1	
8	01550-06257	BOLT	5	
9	04221-04089	PIN	2	
10	61472-93E40	LABEL, MAG COVER	1	
11	69711-93E10	LABEL (S.I.G.P.)	1	
12	61493-88L00	LABEL, CLEARANCE	1	
13	61494-88L00	LABEL, OIL	1	

FIG.9

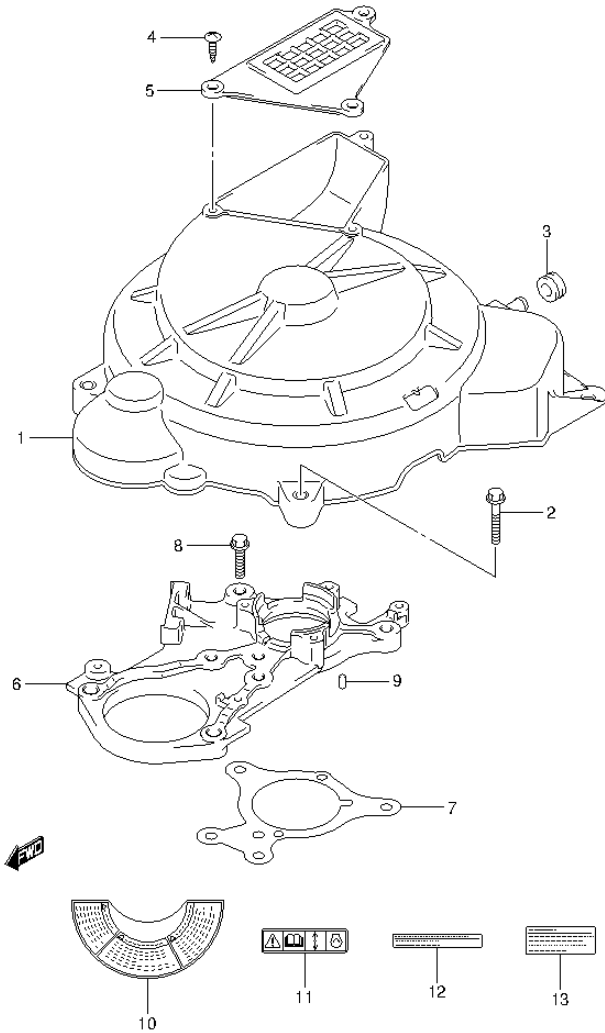


FIG.9 (1-B-10) RING GEAR COVER (DF60A E40)

REF NO.	PART NO.	DESCRIPTION	Q'TY	REMARKS
1	11510-88L00	COVER, RING GEAR	1	
2	01550-06307	BOLT	3	
3	09320-09501	CUSHION	1	
4	03542-06209	SCREW	3	
5	11514-88L00	PLATE, RING GEAR COVER	1	
6	11411-88L00	HOUSING, UPPER OIL SEAL	1	
7	11413-88L00	GASKET, UPPER OIL SEAL	1	
8	01550-06257	BOLT	5	
9	04221-04089	PIN	2	
10	61472-93E32	LABEL, MAG COVER	1	
11	69711-93E10	LABEL (S.I.G.P.)	1	
12	61493-88L00	LABEL, CLEARANCE	1	
13	61494-88L00	LABEL, OIL	1	

FIG.10

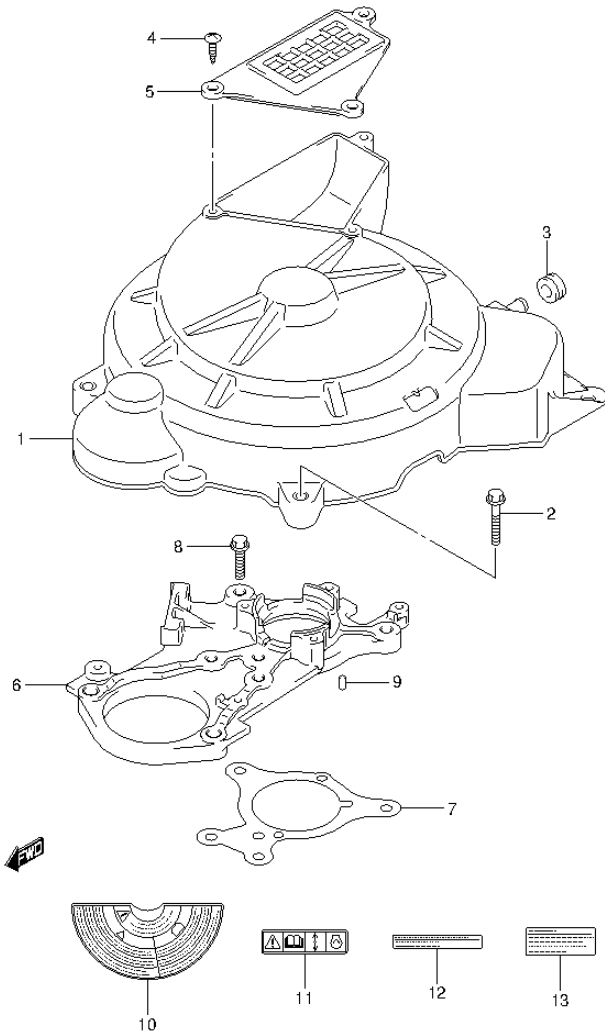


FIG.10 (1-B-11) RING GEAR COVER (DF60AQH E1)

REF NO.	PART NO.	DESCRIPTION	Q'TY	REMARKS
1	11510-88L00	COVER, RING GEAR	1	
2	01550-06307	BOLT	3	
3	09320-09501	CUSHION	1	
4	03542-06209	SCREW	3	
5	11514-88L00	PLATE, RING GEAR COVER	1	
6	11411-88L00	HOUSING, UPPER OIL SEAL	1	
7	11413-88L00	GASKET, UPPER OIL SEAL	1	
8	01550-06257	BOLT	5	
9	04221-04089	PIN	2	
10	61472-93E40	LABEL, MAG COVER	1	
11	69711-93E10	LABEL (S.I.G.P.)	1	
12	61493-88L00	LABEL, CLEARANCE	1	
13	61494-88L00	LABEL, OIL	1	

FIG.11

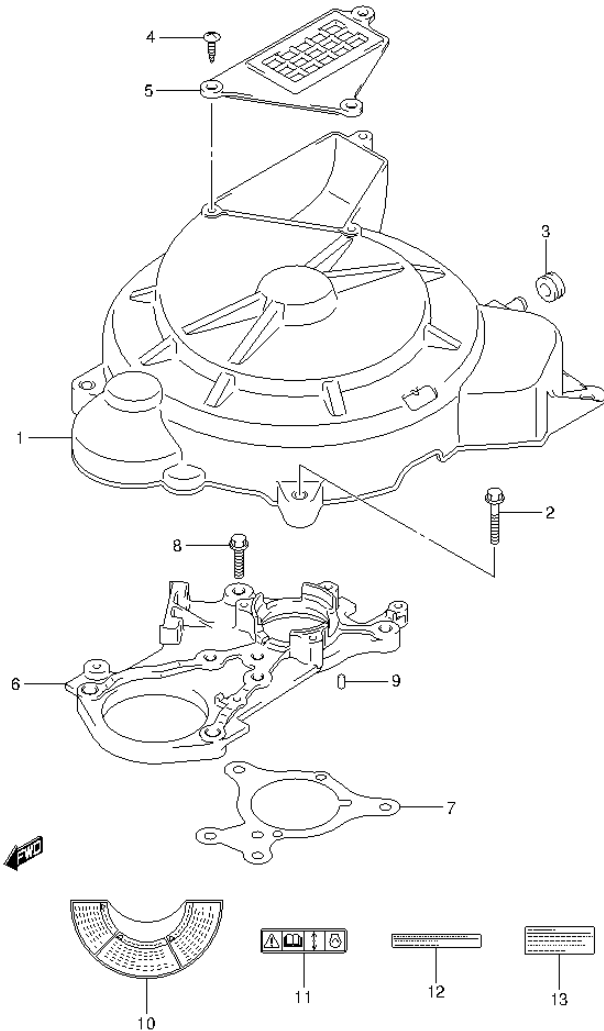


FIG.11 (1-B-12) RING GEAR COVER (DF60AQH E40)

REF NO.	PART NO.	DESCRIPTION	Q'TY	REMARKS
1	11510-88L00	COVER, RING GEAR	1	
2	01550-06307	BOLT	3	
3	09320-09501	CUSHION	1	
4	03542-06209	SCREW	3	
5	11514-88L00	PLATE, RING GEAR COVER	1	
6	11411-88L00	HOUSING, UPPER OIL SEAL	1	
7	11413-88L00	GASKET, UPPER OIL SEAL	1	
8	01550-06257	BOLT	5	
9	04221-04089	PIN	2	
10	61472-93E32	LABEL, MAG COVER	1	
11	69711-93E10	LABEL (S.I.G.P.)	1	
12	61493-88L00	LABEL, CLEARANCE	1	
13	61494-88L00	LABEL, OIL	1	

FIG.12

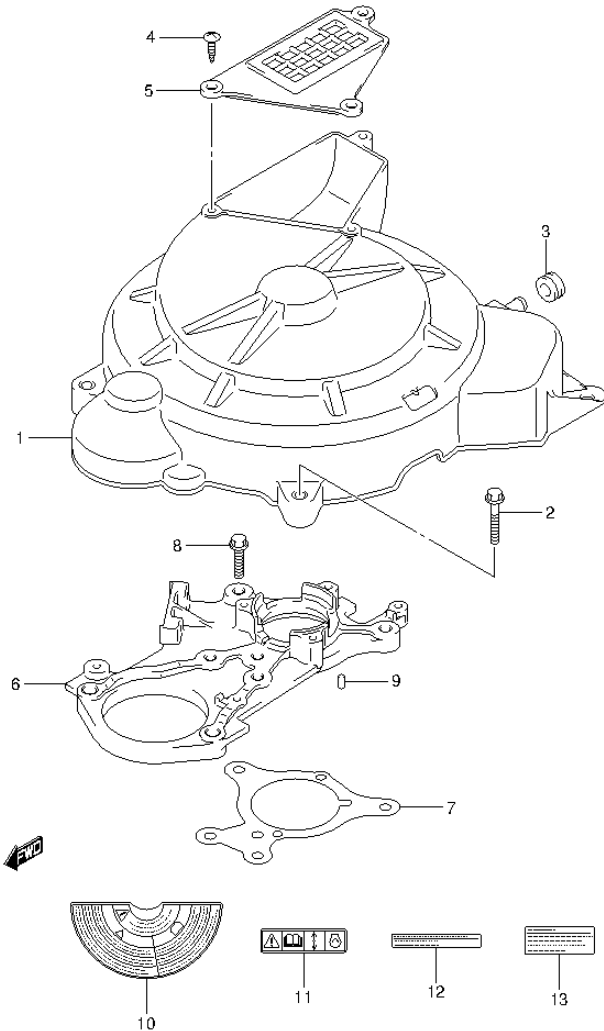


FIG.12 (1-B-13) RING GEAR COVER (DF60ATH E1)

REF NO.	PART NO.	DESCRIPTION	Q'TY	REMARKS
1	11510-88L00	COVER, RING GEAR	1	
2	01550-06307	BOLT	3	
3	09320-09501	CUSHION	1	
4	03542-06209	SCREW	3	
5	11514-88L00	PLATE, RING GEAR COVER	1	
6	11411-88L00	HOUSING, UPPER OIL SEAL	1	
7	11413-88L00	GASKET, UPPER OIL SEAL	1	
8	01550-06257	BOLT	5	
9	04221-04089	PIN	2	
10	61472-93E40	LABEL, MAG COVER	1	
11	69711-93E10	LABEL (S.I.G.P.)	1	
12	61493-88L00	LABEL, CLEARANCE	1	
13	61494-88L00	LABEL, OIL	1	

FIG.13

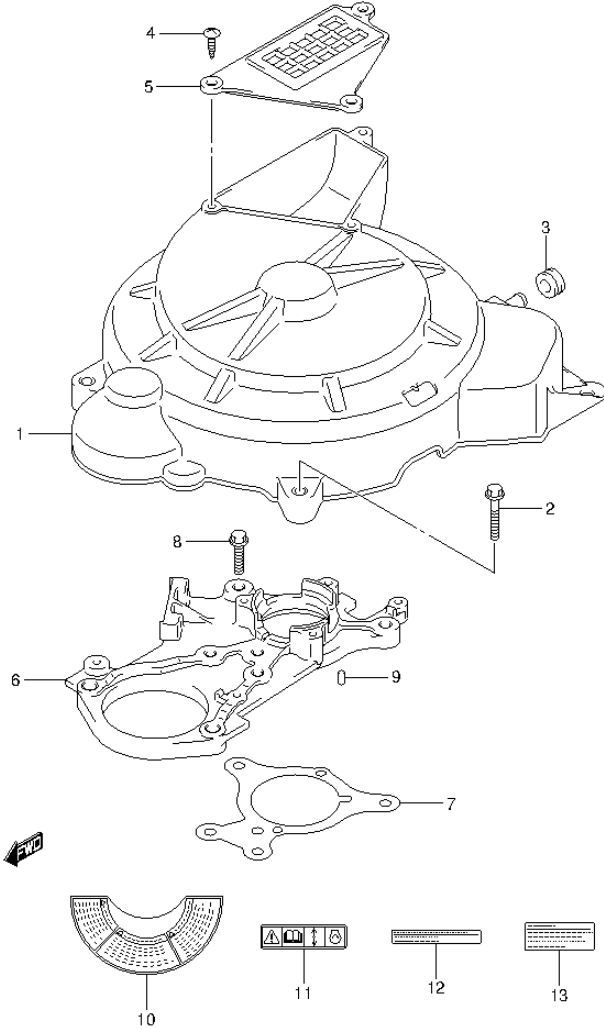


FIG.13 (1-B-14) RING GEAR COVER (DF60ATH E40)

REF NO.	PART NO.	DESCRIPTION	Q'TY	REMARKS
1	11510-88L00	COVER, RING GEAR	1	
2	01550-06307	BOLT	3	
3	09320-09501	CUSHION	1	
4	03542-06209	SCREW	3	
5	11514-88L00	PLATE, RING GEAR COVER	1	
6	11411-88L00	HOUSING, UPPER OIL SEAL	1	
7	11413-88L00	GASKET, UPPER OIL SEAL	1	
8	01550-06257	BOLT	5	
9	04221-04089	PIN	2	
10	61472-93E32	LABEL, MAG COVER	1	
11	69711-93E10	LABEL (S.I.G.P.)	1	
12	61493-88L00	LABEL, CLEARANCE	1	
13	61494-88L00	LABEL, OIL	1	

FIG.14

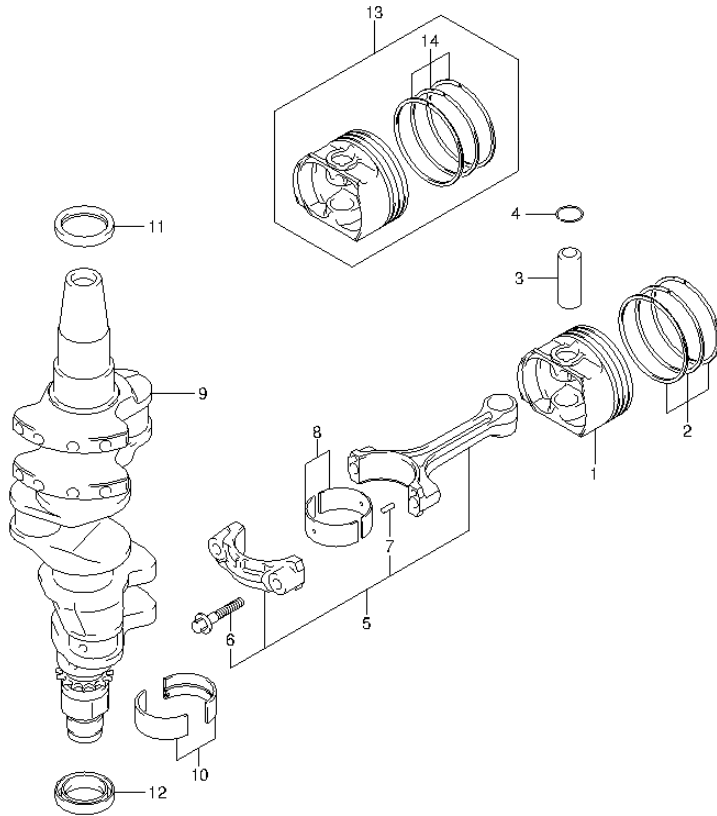


FIG.14 (1-B-15) CRANKSHAFT

REF NO.	PART NO.	DESCRIPTION	Q'TY	REMARKS
1	12111-88L00	PISTON	3	
2	12140-88L00	RING SET, PISTON	3	
3	12151-54A50	PIN, PISTON	3	
4	09381-18002	CIRCLIP	6	
5	12160-88L01	CONNROD ASSY	3	
6	12163-69J00	.BOLT,CONNROD	6	
7	04221-04089	.PIN	6	
8-1	12100-51810-0A0	BEARING SET, CONNROD (GREEN)	3	
8-2	12100-51810-0B0	BEARING SET, CONNROD (BLACK)	3	
8-3	12100-51810-0C0	BEARING SET, CONNROD (NON)	3	
8-4	12100-51810-0D0	BEARING SET, CONNROD (YELLOW)	3	
8-5	12100-51810-0E0	BEARING SET, CONNROD (BLUE)	3	
9	12220-88L00	CRANKSHAFT	1	
10-1	12340-75FA0-0A0	BEARING SET, CRANKSHAFT (GREEN)	4	
10-2	12340-75FA0-0B0	BEARING SET, CRANKSHAFT (BLACK)	4	
10-3	12340-75F00-0C0	BEARING SET, CRANKSHAFT (NON)	4	
10-4	12340-75F00-0D0	BEARING SET, CRANKSHAFT (YELLOW)	4	
10-5	12340-75F00-0E0	BEARING SET, CRANKSHAFT (BLUE)	4	
11	09283-37005	OIL SEAL (37X49X6)	1	
12	12281-87J00	SEAL, LOWER OIL (29.3X44X7)	1	
13	12100-88L00-050	PISTON SET (OS:0.50)	3	OPT
14	12140-88L00-050	.RING SET, PISTON (OS:0.50)	3	OPT



FIG.15

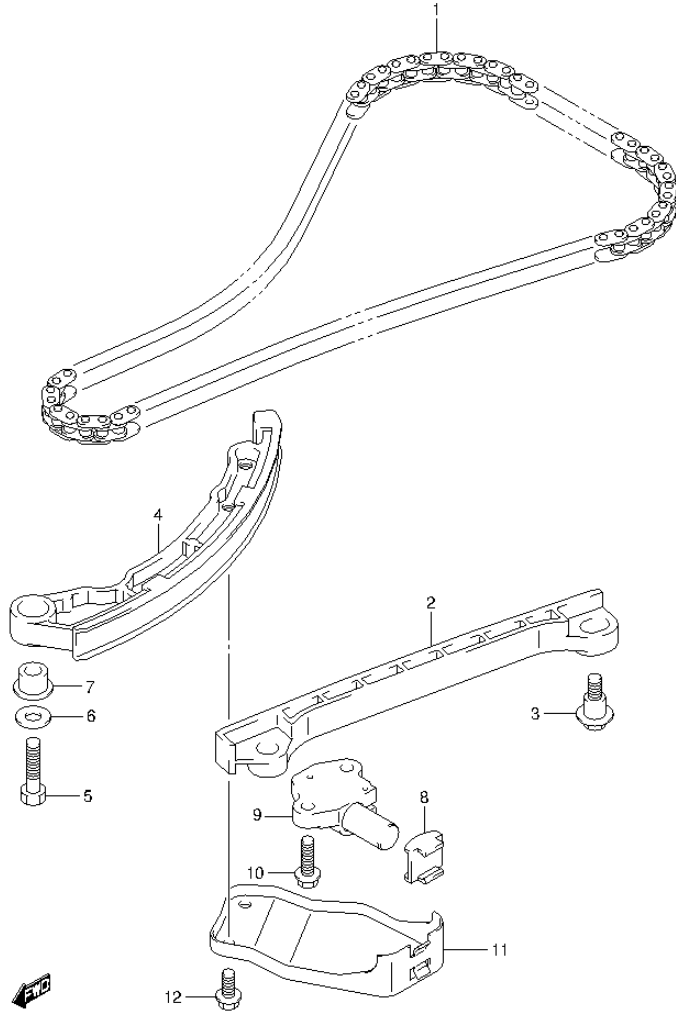


FIG.15 (1-C-2) TIMING CHAIN

REF NO.	PART NO.	DESCRIPTION	Q'TY	REMARKS
1	12761-88L00	CHAIN, TIMING	1	
2	12771-87J00	GUIDE, TIMING CHAIN NO.1	1	
3	12776-85FA0	BOLT, TIMING CHAIN GUIDE	2	
4	12811-88L00	TENSIONER, TIMING CHAIN	1	
5	09100-08260	BOLT (8X30)	1	
6	09160-08123	WASHER (8.5X20X1.2)	1	
7	12812-73G10	SPACER, TIMING CHAIN TENSIONER	1	
8	12813-73G00	PAD, TIMING CHAIN TENSIONER	1	
9	12831-90J02	ADJUSTER ASSY, TENSIONER	1	
10	01550-0620A	BOLT	2	
11	12821-88L00	LINK, TIMING CHAIN TENSIONER	1	
12	01550-0612A	BOLT	2	

FIG.16

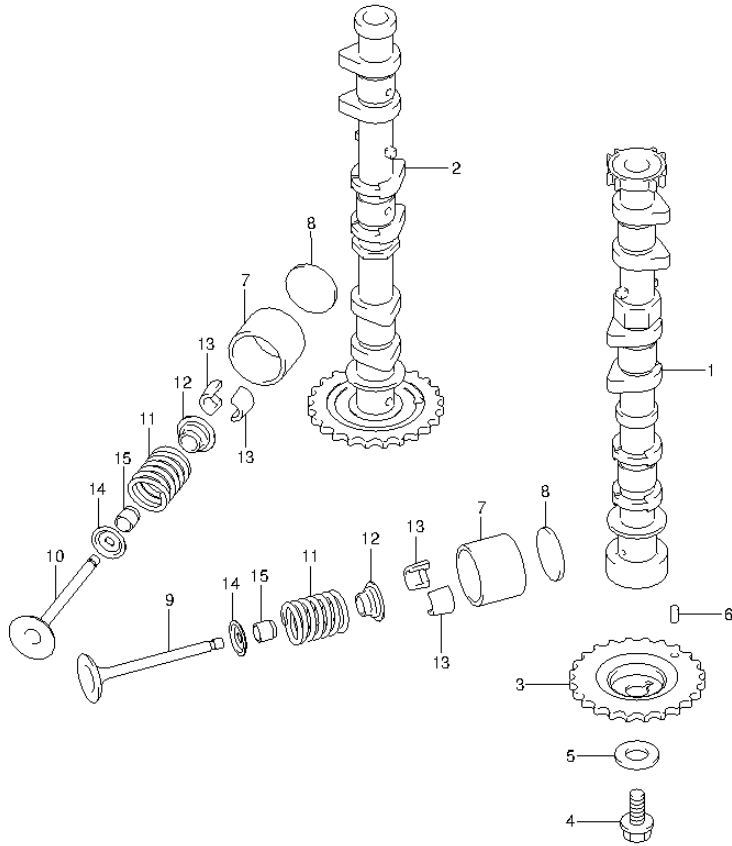


FIG.16 (1-C-3) CAMSHAFT

REF NO.	PART NO.	DESCRIPTION	Q'TY	REMARKS
1	12710-88L00	CAMSHAFT, INTAKE	1	
2	12720-88L00	CAMSHAFT, EXHAUST	1	
3	12741-88L00	SPROCKET, CAMSHAFT TIMING	1	
4	09103-10189	BOLT (10X23)	1	
5	09160-10093	WASHER (10.5X24X2.3)	1	
6	04221-05109	PIN	1	
7	12891-73G01	TAPPET	12	
8-1	12892-73G01-218	SHIM, TAPPET	AR	OPT
8-2	12892-73G01-220	SHIM, TAPPET	AR	OPT
8-3	12892-73G01-222	SHIM, TAPPET	AR	OPT
8-4	12892-73G01-224	SHIM, TAPPET	AR	OPT
8-5	12892-73G01-226	SHIM, TAPPET	AR	OPT
8-6	12892-73G01-228	SHIM, TAPPET	AR	OPT
8-7	12892-73G01-230	SHIM, TAPPET	AR	
8-8	12892-73G01-232	SHIM, TAPPET	AR	
8-9	12892-73G01-234	SHIM, TAPPET	AR	
8-10	12892-73G01-236	SHIM, TAPPET	AR	
8-11	12892-73G01-238	SHIM, TAPPET	AR	
8-12	12892-73G01-240	SHIM, TAPPET	AR	
8-13	12892-73G01-242	SHIM, TAPPET	AR	
8-14	12892-73G01-244	SHIM, TAPPET	AR	
8-15	12892-73G01-246	SHIM, TAPPET	AR	
8-16	12892-73G01-248	SHIM, TAPPET	AR	
8-17	12892-73G01-250	SHIM, TAPPET	AR	
8-18	12892-73G01-252	SHIM, TAPPET	AR	
8-19	12892-73G01-254	SHIM, TAPPET	AR	
8-20	12892-73G01-256	SHIM, TAPPET	AR	
8-21	12892-73G01-258	SHIM, TAPPET	AR	
8-22	12892-73G01-260	SHIM, TAPPET	AR	
8-23	12892-73G01-262	SHIM, TAPPET	AR	
8-24	12892-73G01-264	SHIM, TAPPET	AR	
8-25	12892-73G01-266	SHIM, TAPPET	AR	
8-26	12892-73G01-268	SHIM, TAPPET	AR	
8-27	12892-73G01-270	SHIM, TAPPET	AR	



FIG.16

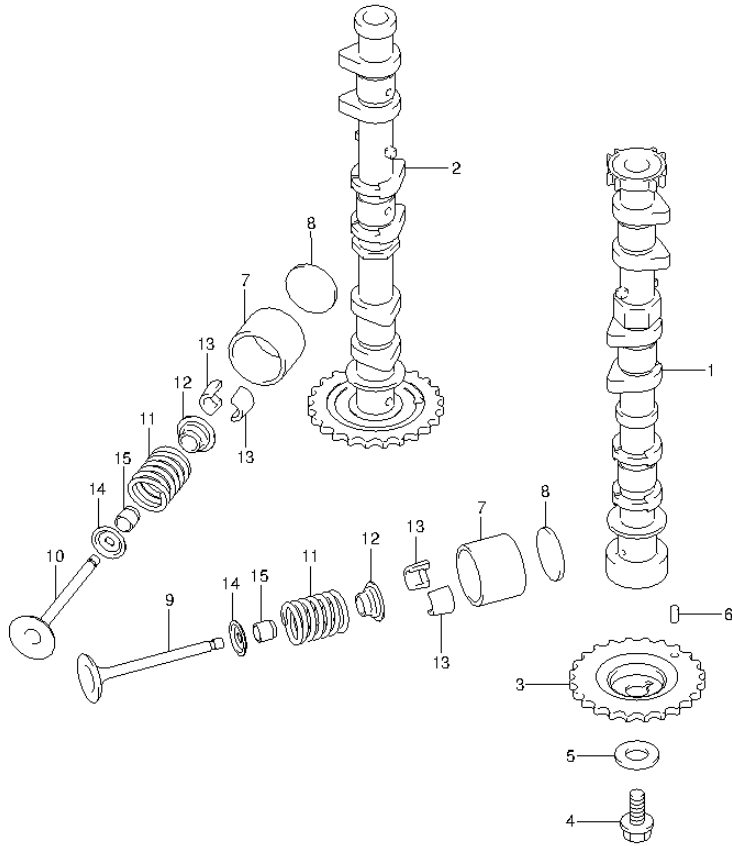


FIG.16 (1-C-4) CAMSHAFT

REF NO.	PART NO.	DESCRIPTION	Q'TY	REMARKS
8-28	12892-73G01-272	SHIM, TAPPET	AR	
8-29	12892-73G01-274	SHIM, TAPPET	AR	
8-30	12892-73G01-276	SHIM, TAPPET	AR	
8-31	12892-73G01-278	SHIM, TAPPET	AR	
8-32	12892-73G01-280	SHIM, TAPPET	AR	
8-33	12892-73G01-282	SHIM, TAPPET	AR	OPT
8-34	12892-73G01-284	SHIM, TAPPET	AR	OPT
8-35	12892-73G01-286	SHIM, TAPPET	AR	OPT
8-36	12892-73G01-288	SHIM, TAPPET	AR	OPT
8-37	12892-73G01-290	SHIM, TAPPET	AR	OPT
8-38	12892-73G01-292	SHIM, TAPPET	AR	OPT
8-39	12892-73G01-294	SHIM, TAPPET	AR	OPT
8-40	12892-73G01-296	SHIM, TAPPET	AR	OPT
8-41	12892-73G01-298	SHIM, TAPPET	AR	OPT
8-42	12892-73G01-300	SHIM, TAPPET	AR	OPT
9	12911-88L00	VALVE, INTAKE	6	
10	12915-73G20	VALVE, EXHAUST	6	
11	12921-87J10	SPRING, VALVE	12	
12	12931-78G00	RETAINER, VALVE SPRING	12	
13	12932-24400	COTTER, VALVE	24	
14	12933-51E00	SEAT, VALVE SPRING	12	
15	09289-05012	OIL SEAL (5.5X11.5X9.3)	12	



FIG.17

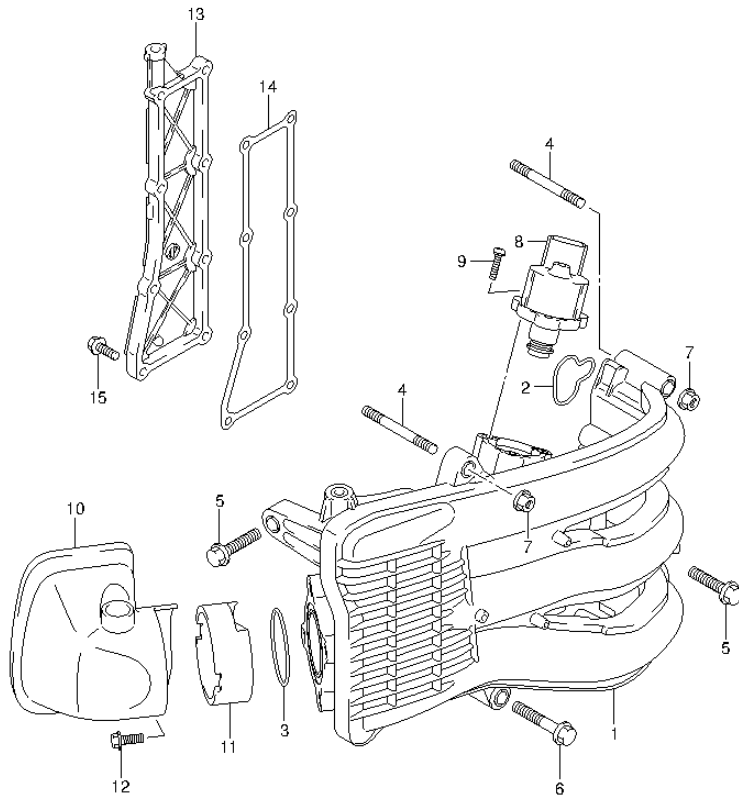
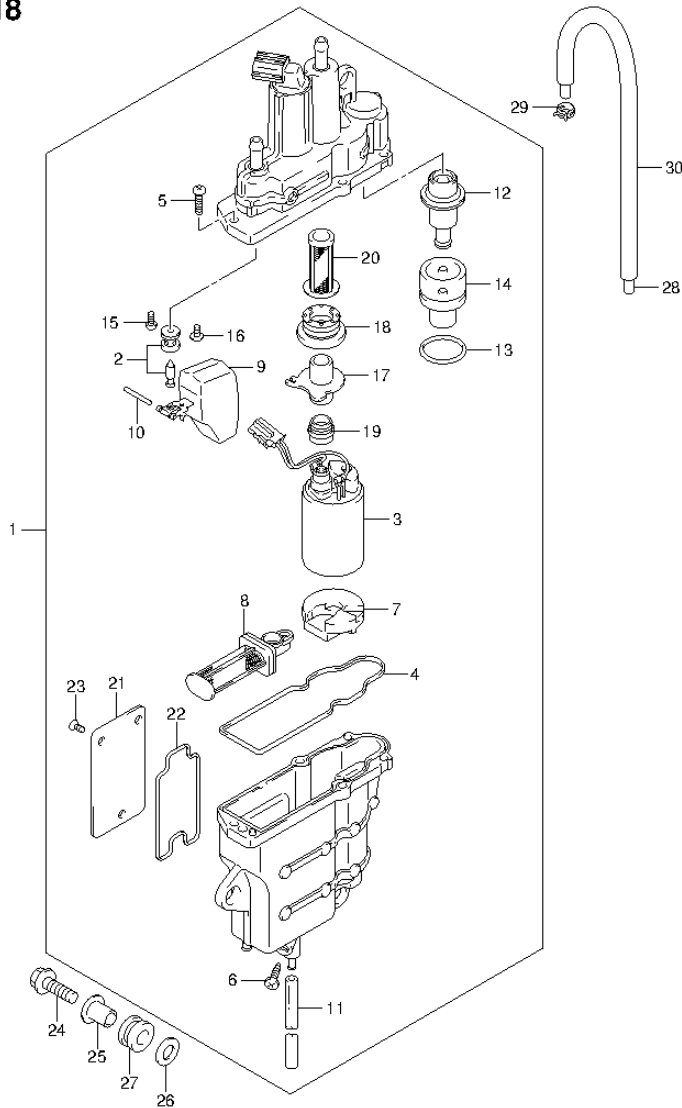


FIG.17 (1-C-5) INTAKE MANIFOLD / SILENCER / EXHAUST COVER

REF NO.	PART NO.	DESCRIPTION	Q'TY	REMARKS
1	13110-88L00	MANIFOLD, INTAKE	1	
2	13119-88L00	.GASKET, INTAKE MANIFOLD	3	
3	13125-88L00	.GASKET, THROTTLE BODY	1	
4	01421-08607	STUD BOLT	2	
5	01550-08307	BOLT	6	
6	01550-08407	BOLT	1	
7	08316-10087	NUT	2	
8	18137-88L01	VALVE, IAC	1	
9	02112-34167	SCREW	3	
10	13810-88L00	SILENCER	1	
11-1	13813-88L00	HOLDER, SILENCER	1	
11-2	13820-88L00	HOLDER, SILENCER	1	FROM VIN.210787 FOR DF40A
11-3	13820-88L10	HOLDER, SILENCER	1	FROM VIN.211227 FOR DF50A
12	01550-06127	BOLT	1	
13	14141-88L00	COVER, EXHAUST	1	
14	14151-88L00	GASKET, EXHAUST COVER	1	
15	01550-06207	BOLT	8	

FIG.18

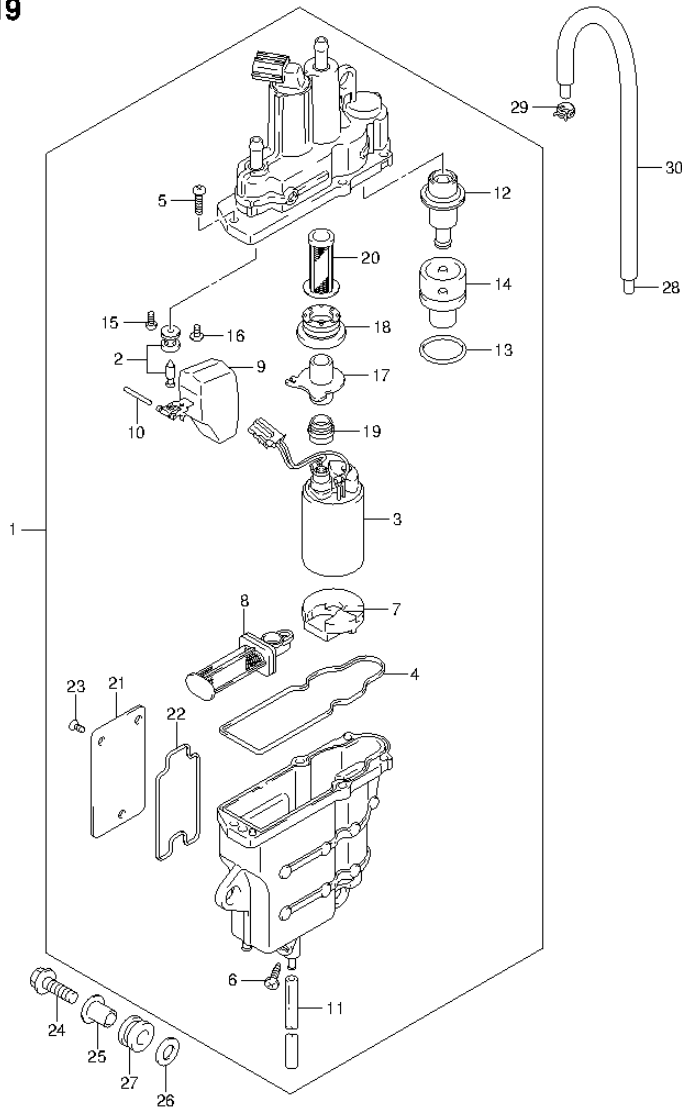
FIG.18 (1-C-6) FUEL VAPOR SEPARATOR (DF40A E1)



REF NO.	PART NO.	DESCRIPTION	Q'TY	REMARKS
1	15600-88L01	SEPARATOR ASSY, FUEL VAPOR	1	
2	13370-88L00	.VALVE ASSY, NEEDLE	1	
3	15200-88L00	.PUMP ASSY, FUEL	1	
4	15626-88L00	.SEAL	1	
5	15628-99E00	.SCREW (L:15)	5	
6	15629-99E10	.SCREW, DRAIN	1	
7	15641-88L00	.SPACER	1	
8	15642-88L00	.FILTER ASSY	1	
9	15650-99E00	.FLOAT	1	
10	15654-88L00	.PIN	1	
11	15683-87J00	.HOSE, DRAIN (L:120)	1	
12	15760-88L00	.REGULATOR ASSY	1	
13	15644-88L00	.O RING	1	
14	15645-88L00	.HOLDER, REGULATOR	1	
15	02112-0408A	.SCREW	1	
16	02142-0408B	.SCREW	1	
17	15643-88L00	.JOINT	1	
18	15641-88L20	.BUSH	1	
19	15641-88L40	.BUSH	1	
20	15642-88L10	.FILTER	1	
21	15612-99E01	.COVER	1	
22	15613-88L00	.O RING	1	
23	15614-99E00	.SCREW	3	
24	01550-06307	BOLT	3	
25	09169-06075	WASHER	3	
26	09160-06084	WASHER (6.5X18X1.6)	3	
27	09320-09039	CUSHION	3	
28	09352-50823-600	HOSE (5X8.2X600)	1	L:600->530
29	09401-08412	CLIP	1	
30	18498-87JC0	PROTECTOR, EVAP HOSE (L:450)	1	

FIG.19

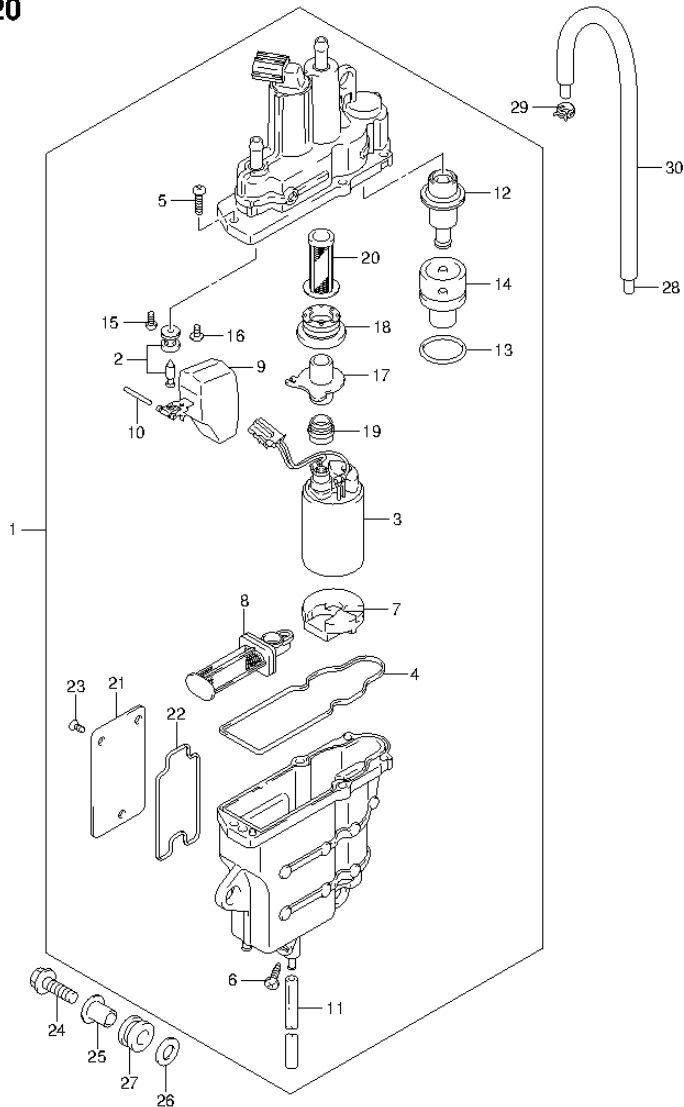
FIG.19 (1-C-7) FUEL VAPOR SEPARATOR (DF40AQH E1)



REF NO.	PART NO.	DESCRIPTION	Q'TY	REMARKS
1	15600-88L01	SEPARATOR ASSY, FUEL VAPOR	1	
2	13370-88L00	.VALVE ASSY, NEEDLE	1	
3	15200-88L00	.PUMP ASSY, FUEL	1	
4	15626-88L00	.SEAL	1	
5	15628-99E00	.SCREW (L:15)	5	
6	15629-99E10	.SCREW, DRAIN	1	
7	15641-88L00	.SPACER	1	
8	15642-88L00	.FILTER ASSY	1	
9	15650-99E00	.FLOAT	1	
10	15654-88L00	.PIN	1	
11	15683-87J00	.HOSE, DRAIN (L:120)	1	
12	15760-88L00	.REGULATOR ASSY	1	
13	15644-88L00	.O RING	1	
14	15645-88L00	.HOLDER, REGULATOR	1	
15	02112-0408A	.SCREW	1	
16	02142-0408B	.SCREW	1	
17	15643-88L00	.JOINT	1	
18	15641-88L20	.BUSH	1	
19	15641-88L40	.BUSH	1	
20	15642-88L10	.FILTER	1	
21	15612-99E01	.COVER	1	
22	15613-88L00	.O RING	1	
23	15614-99E00	.SCREW	3	
24	01550-06307	BOLT	3	
25	09169-06075	WASHER	3	
26	09160-06084	WASHER (6.5X18X1.6)	3	
27	09320-09039	CUSHION	3	
28	09352-50823-600	HOSE (5X8.2X600)	1	L:600->530
29	09401-08412	CLIP	1	
30	18498-87JC0	PROTECTOR, EVAP HOSE (L:450)	1	

FIG.20

FIG.20 (1-C-8) FUEL VAPOR SEPARATOR (DF40AST E34)



REF NO.	PART NO.	DESCRIPTION	Q'TY	REMARKS
1	15600-88L01	SEPARATOR ASSY, FUEL VAPOR	1	
2	13370-88L00	.VALVE ASSY, NEEDLE	1	
3	15200-88L00	.PUMP ASSY, FUEL	1	
4	15626-88L00	.SEAL	1	
5	15628-99E00	.SCREW (L:15)	5	
6	15629-99E10	.SCREW, DRAIN	1	
7	15641-88L00	.SPACER	1	
8	15642-88L00	.FILTER ASSY	1	
9	15650-99E00	.FLOAT	1	
10	15654-88L00	.PIN	1	
11	15683-87J00	.HOSE, DRAIN (L:120)	1	
12	15760-88L00	.REGULATOR ASSY	1	
13	15644-88L00	.O RING	1	
14	15645-88L00	.HOLDER, REGULATOR	1	
15	02112-0408A	.SCREW	1	
16	02142-0408B	.SCREW	1	
17	15643-88L00	.JOINT	1	
18	15641-88L20	.BUSH	1	
19	15641-88L40	.BUSH	1	
20	15642-88L10	.FILTER	1	
21	15612-99E01	.COVER	1	
22	15613-88L00	.O RING	1	
23	15614-99E00	.SCREW	3	
24	01550-06307	BOLT	3	
25	09169-06075	WASHER	3	
26	09160-06084	WASHER (6.5X18X1.6)	3	
27	09320-09039	CUSHION	3	
28	09352-50823-600	HOSE (5X8.2X600)	1	L:600->530
29	09401-08412	CLIP	1	
30	18498-87JC0	PROTECTOR, EVAP HOSE (L:450)	1	

FIG.21

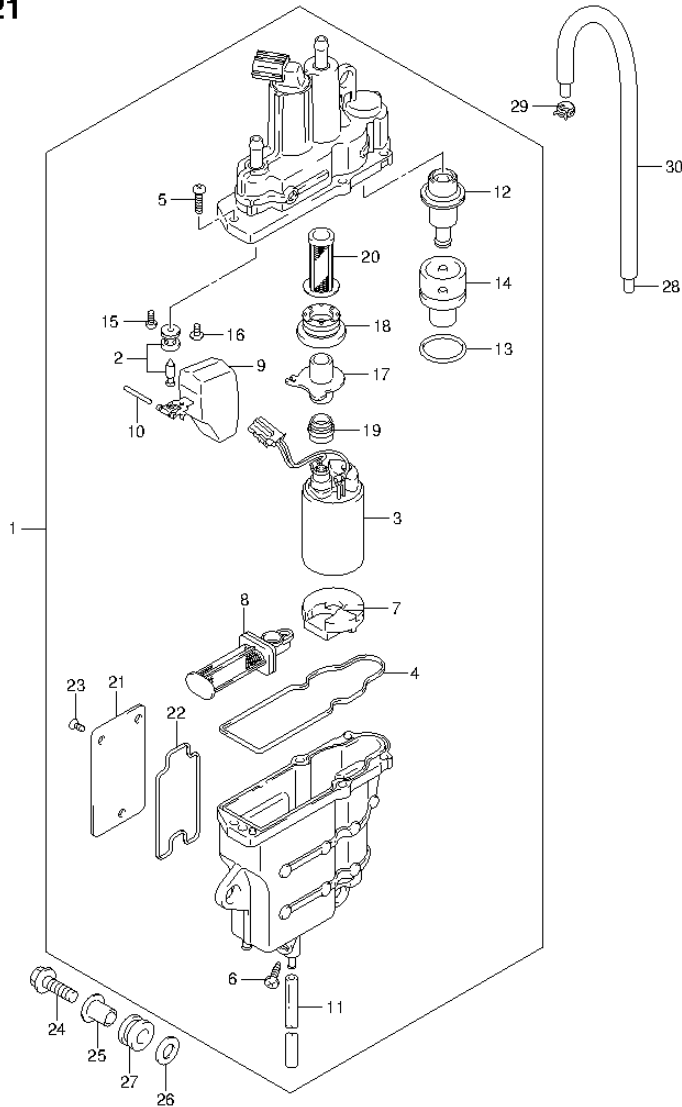
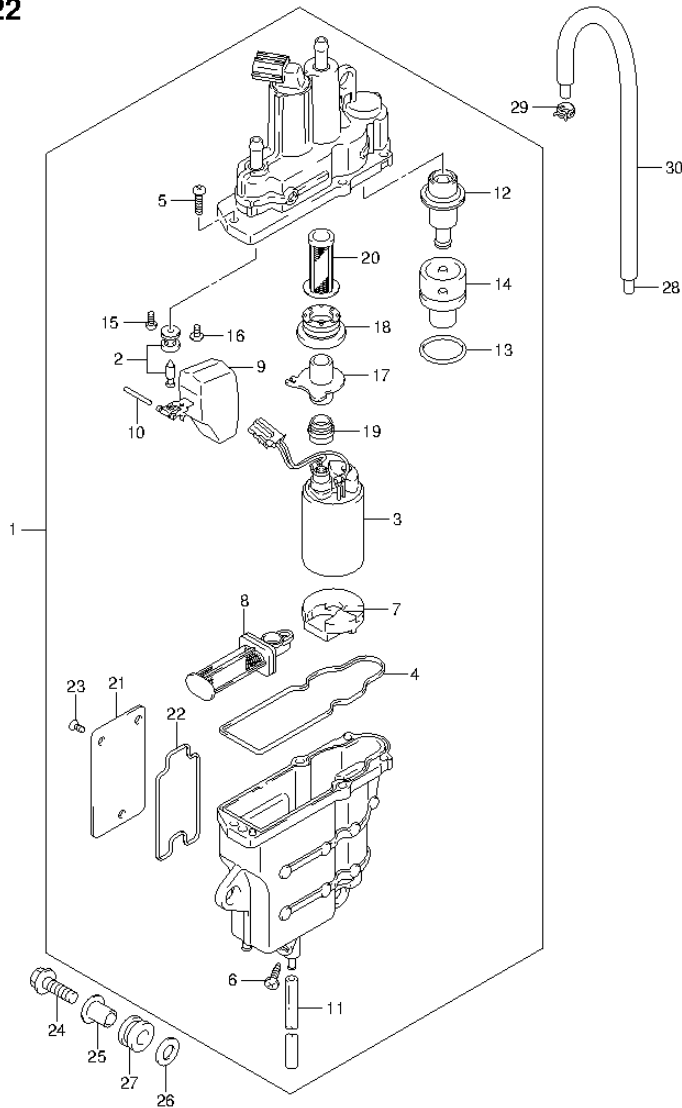


FIG.21 (1-C-9) FUEL VAPOR SEPARATOR (DF50A E1)

REF NO.	PART NO.	DESCRIPTION	Q'TY	REMARKS
1	15600-88L01	SEPARATOR ASSY, FUEL VAPOR	1	
2	13370-88L00	.VALVE ASSY, NEEDLE	1	
3	15200-88L00	.PUMP ASSY, FUEL	1	
4	15626-88L00	.SEAL	1	
5	15628-99E00	.SCREW (L:15)	5	
6	15629-99E10	.SCREW, DRAIN	1	
7	15641-88L00	.SPACER	1	
8	15642-88L00	.FILTER ASSY	1	
9	15650-99E00	.FLOAT	1	
10	15654-88L00	.PIN	1	
11	15683-87J00	.HOSE, DRAIN (L:120)	1	
12	15760-88L00	.REGULATOR ASSY	1	
13	15644-88L00	.O RING	1	
14	15645-88L00	.HOLDER, REGULATOR	1	
15	02112-0408A	.SCREW	1	
16	02142-0408B	.SCREW	1	
17	15643-88L00	.JOINT	1	
18	15641-88L20	.BUSH	1	
19	15641-88L40	.BUSH	1	
20	15642-88L10	.FILTER	1	
21	15612-99E01	.COVER	1	
22	15613-88L00	.O RING	1	
23	15614-99E00	.SCREW	3	
24	01550-06307	BOLT	3	
25	09169-06075	WASHER	3	
26	09160-06084	WASHER (6.5X18X1.6)	3	
27	09320-09039	CUSHION	3	
28	09352-50823-600	HOSE (5X8.2X600)	1	L:600->530
29	09401-08412	CLIP	1	
30	18498-87JC0	PROTECTOR, EVAP HOSE (L:450)	1	

FIG.22

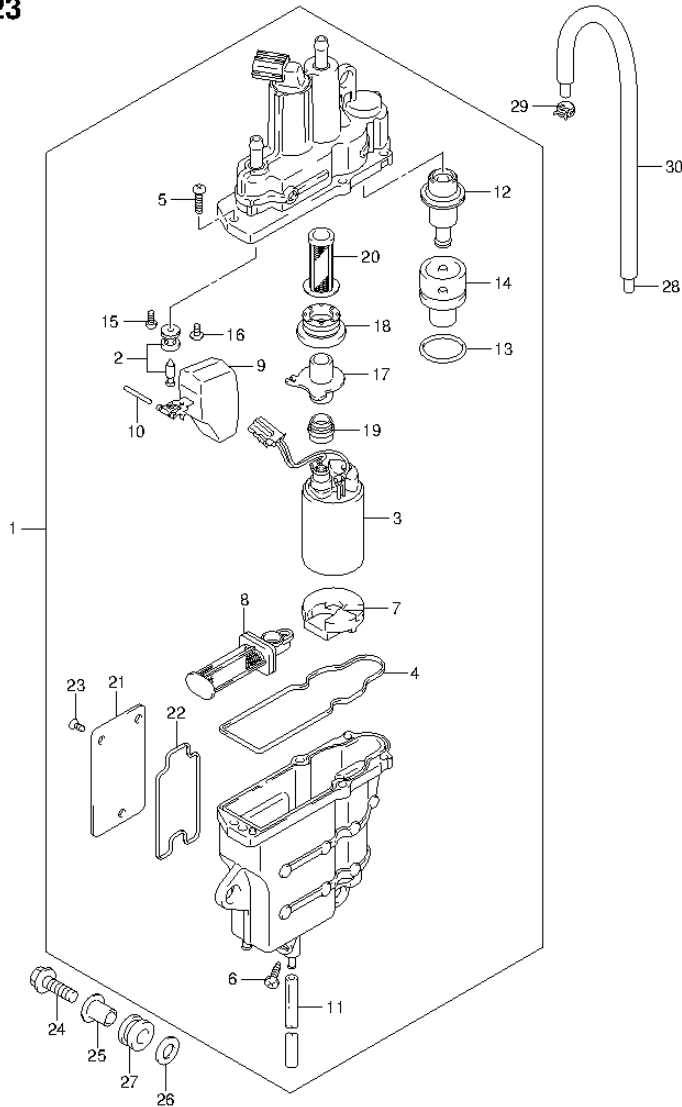
FIG.22 (1-C-10) FUEL VAPOR SEPARATOR (DF50ATH E1)



REF NO.	PART NO.	DESCRIPTION	Q'TY	REMARKS
1	15600-88L01	SEPARATOR ASSY, FUEL VAPOR	1	
2	13370-88L00	.VALVE ASSY, NEEDLE	1	
3	15200-88L00	.PUMP ASSY, FUEL	1	
4	15626-88L00	.SEAL	1	
5	15628-99E00	.SCREW (L:15)	5	
6	15629-99E10	.SCREW, DRAIN	1	
7	15641-88L00	.SPACER	1	
8	15642-88L00	.FILTER ASSY	1	
9	15650-99E00	.FLOAT	1	
10	15654-88L00	.PIN	1	
11	15683-87J00	.HOSE, DRAIN (L:120)	1	
12	15760-88L00	.REGULATOR ASSY	1	
13	15644-88L00	.O RING	1	
14	15645-88L00	.HOLDER, REGULATOR	1	
15	02112-0408A	.SCREW	1	
16	02142-0408B	.SCREW	1	
17	15643-88L00	.JOINT	1	
18	15641-88L20	.BUSH	1	
19	15641-88L40	.BUSH	1	
20	15642-88L10	.FILTER	1	
21	15612-99E01	.COVER	1	
22	15613-88L00	.O RING	1	
23	15614-99E00	.SCREW	3	
24	01550-06307	BOLT	3	
25	09169-06075	WASHER	3	
26	09160-06084	WASHER (6.5X18X1.6)	3	
27	09320-09039	CUSHION	3	
28	09352-50823-600	HOSE (5X8.2X600)	1	L:600->530
29	09401-08412	CLIP	1	
30	18498-87JC0	PROTECTOR, EVAP HOSE (L:450)	1	

FIG.23

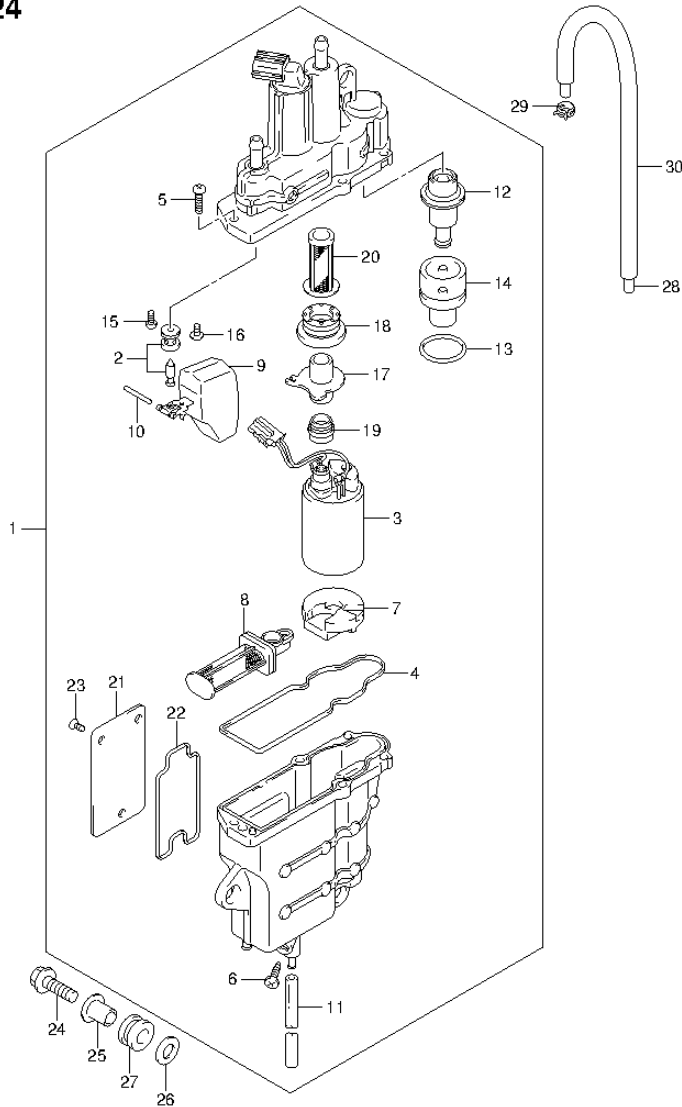
FIG.23 (1-C-11) FUEL VAPOR SEPARATOR (DF60A E1)



REF NO.	PART NO.	DESCRIPTION	Q'TY	REMARKS
1	15600-88L01	SEPARATOR ASSY, FUEL VAPOR	1	
2	13370-88L00	.VALVE ASSY, NEEDLE	1	
3	15200-88L00	.PUMP ASSY, FUEL	1	
4	15626-88L00	.SEAL	1	
5	15628-99E00	.SCREW (L:15)	5	
6	15629-99E10	.SCREW, DRAIN	1	
7	15641-88L00	.SPACER	1	
8	15642-88L00	.FILTER ASSY	1	
9	15650-99E00	.FLOAT	1	
10	15654-88L00	.PIN	1	
11	15683-87J00	.HOSE, DRAIN (L:120)	1	
12	15760-88L00	.REGULATOR ASSY	1	
13	15644-88L00	.O RING	1	
14	15645-88L00	.HOLDER, REGULATOR	1	
15	02112-0408A	.SCREW	1	
16	02142-0408B	.SCREW	1	
17	15643-88L00	.JOINT	1	
18	15641-88L20	.BUSH	1	
19	15641-88L40	.BUSH	1	
20	15642-88L10	.FILTER	1	
21	15612-99E01	.COVER	1	
22	15613-88L00	.O RING	1	
23	15614-99E00	.SCREW	3	
24	01550-06307	BOLT	3	
25	09169-06075	WASHER	3	
26	09160-06084	WASHER (6.5X18X1.6)	3	
27	09320-09039	CUSHION	3	
28	09352-50823-600	HOSE (5X8.2X600)	1	L:600->530
29	09401-08412	CLIP	1	
30	18498-87JC0	PROTECTOR, EVAP HOSE (L:450)	1	

FIG.24

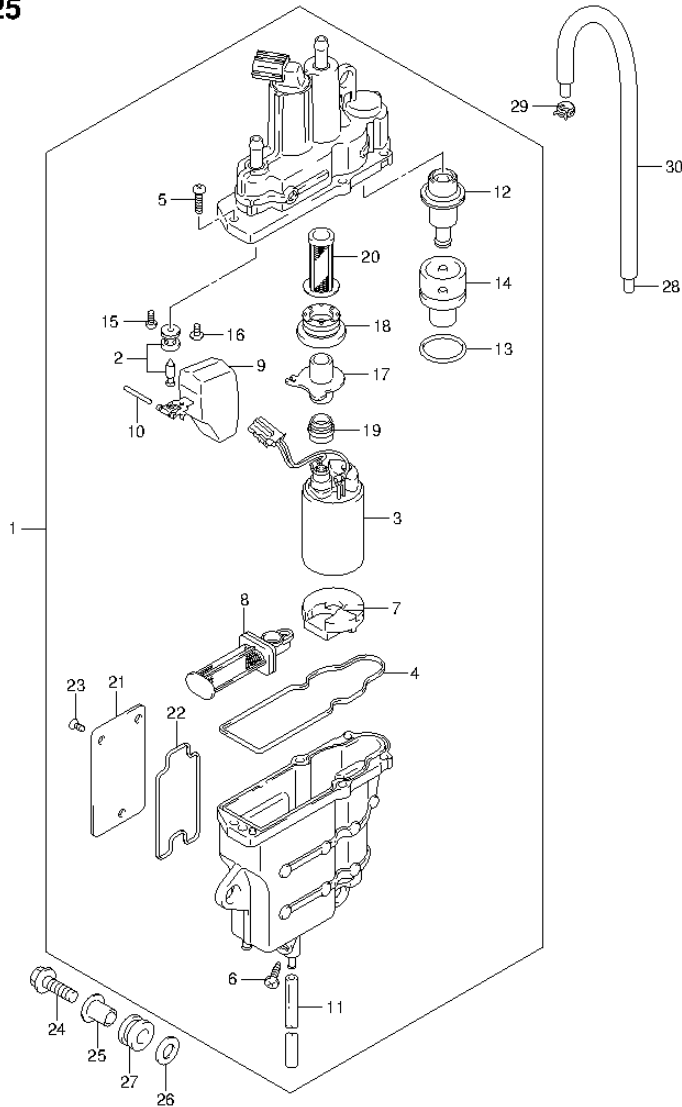
FIG.24 (1-C-12) FUEL VAPOR SEPARATOR (DF60A E40)



REF NO.	PART NO.	DESCRIPTION	Q'TY	REMARKS
1	15600-88L11	SEPARATOR ASSY, FUEL VAPOR	1	
2	13370-88L10	.VALVE ASSY, NEEDLE	1	
3	15200-88L10	.PUMP ASSY, FUEL	1	
4	15626-88L10	.SEAL	1	
5	15628-99E00	.SCREW (L:15)	5	
6	15629-99E10	.SCREW, DRAIN	1	
7	15641-88L10	.SPACER	1	
8	15642-88L00	.FILTER ASSY	1	
9	15650-99E00	.FLOAT	1	
10	15654-88L00	.PIN	1	
11	15683-87J00	.HOSE, DRAIN (L:120)	1	
12	15760-88L00	.REGULATOR ASSY	1	
13	15644-88L10	.O RING	1	
14	15645-88L00	.HOLDER, REGULATOR	1	
15	13614-89J00	.SCREW	1	
16	13614-93J00	.SCREW	1	
17	15643-88L00	.JOINT	1	
18	15641-88L30	.BUSH	1	
19	15641-88L50	.BUSH	1	
20	15642-88L10	.FILTER	1	
21	15612-99E01	.COVER	1	
22	15613-88L00	.O RING	1	
23	15614-99E00	.SCREW	3	
24	01550-06307	BOLT	3	
25	09169-06075	WASHER	3	
26	09160-06084	WASHER (6.5X18X1.6)	3	
27	09320-09039	CUSHION	3	
28	09352-50823-600	HOSE (5X8.2X600)	1	L:600->530
29	09401-08412	CLIP	1	
30	18498-87JC0	PROTECTOR, EVAP HOSE (L:450)	1	

FIG.25

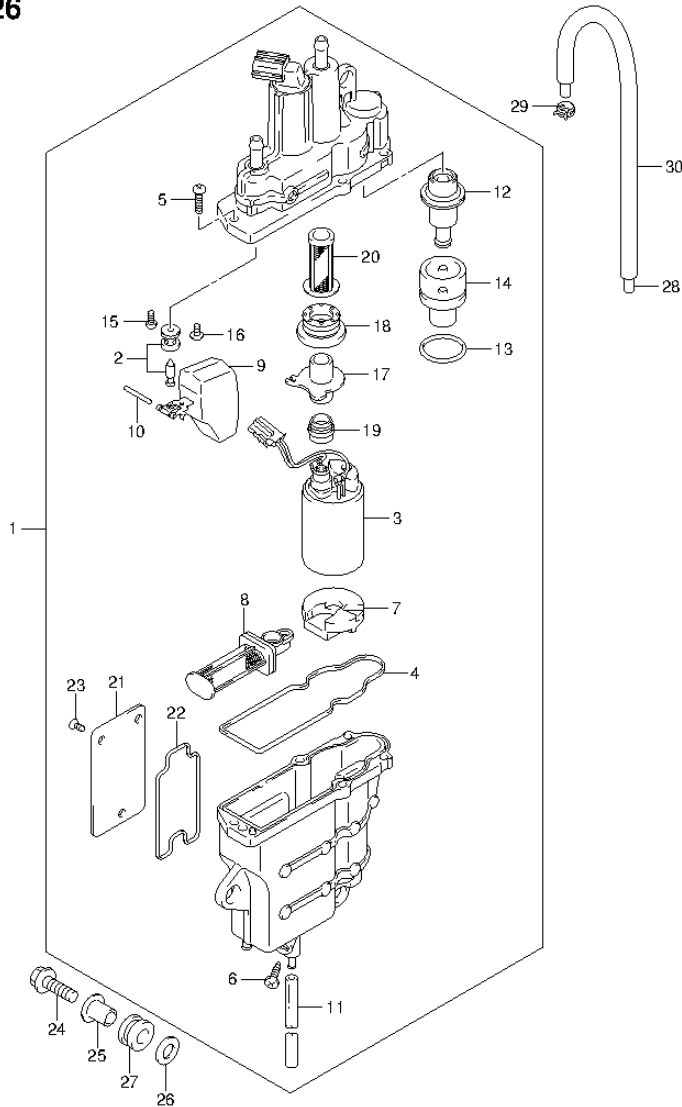
FIG.25 (1-C-13) FUEL VAPOR SEPARATOR (DF60AQH E1)



REF NO.	PART NO.	DESCRIPTION	Q'TY	REMARKS
1	15600-88L01	SEPARATOR ASSY, FUEL VAPOR	1	
2	13370-88L00	.VALVE ASSY, NEEDLE	1	
3	15200-88L00	.PUMP ASSY, FUEL	1	
4	15626-88L00	.SEAL	1	
5	15628-99E00	.SCREW (L:15)	5	
6	15629-99E10	.SCREW, DRAIN	1	
7	15641-88L00	.SPACER	1	
8	15642-88L00	.FILTER ASSY	1	
9	15650-99E00	.FLOAT	1	
10	15654-88L00	.PIN	1	
11	15683-87J00	.HOSE, DRAIN (L:120)	1	
12	15760-88L00	.REGULATOR ASSY	1	
13	15644-88L00	.O RING	1	
14	15645-88L00	.HOLDER, REGULATOR	1	
15	02112-0408A	.SCREW	1	
16	02142-0408B	.SCREW	1	
17	15643-88L00	.JOINT	1	
18	15641-88L20	.BUSH	1	
19	15641-88L40	.BUSH	1	
20	15642-88L10	.FILTER	1	
21	15612-99E01	.COVER	1	
22	15613-88L00	.O RING	1	
23	15614-99E00	.SCREW	3	
24	01550-06307	BOLT	3	
25	09169-06075	WASHER	3	
26	09160-06084	WASHER (6.5X18X1.6)	3	
27	09320-09039	CUSHION	3	
28	09352-50823-600	HOSE (5X8.2X600)	1	L:600->530
29	09401-08412	CLIP	1	
30	18498-87JC0	PROTECTOR, EVAP HOSE (L:450)	1	

FIG.26

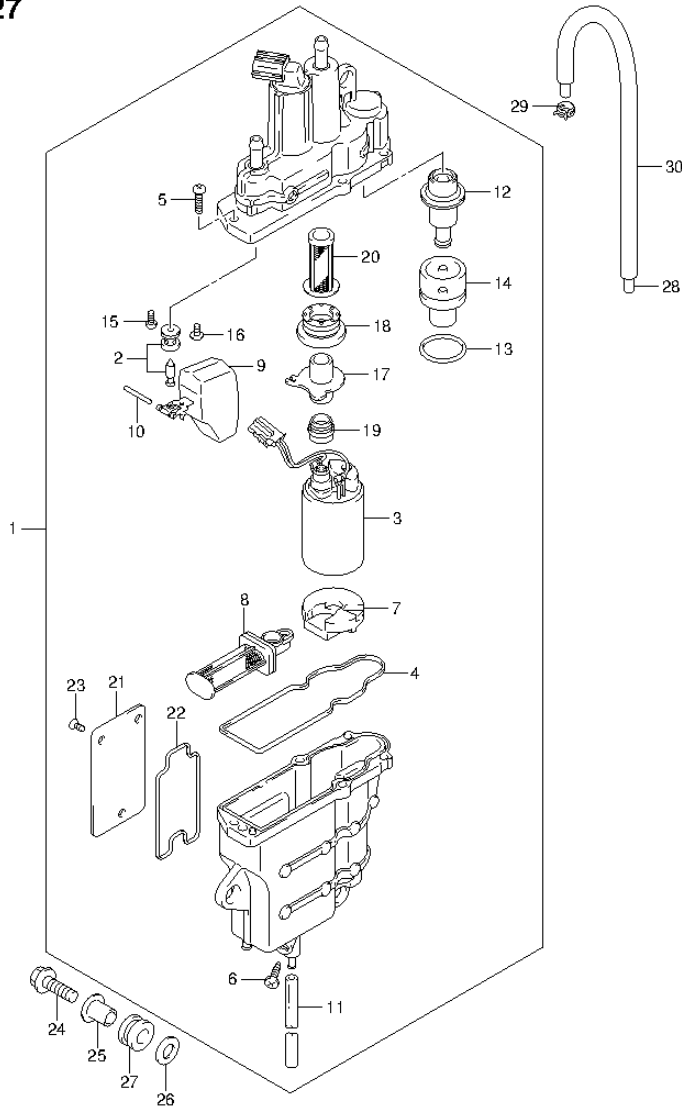
FIG.26 (1-C-14) FUEL VAPOR SEPARATOR (DF60AQH E40)



REF NO.	PART NO.	DESCRIPTION	Q'TY	REMARKS
1	15600-88L11	SEPARATOR ASSY, FUEL VAPOR	1	
2	13370-88L10	.VALVE ASSY, NEEDLE	1	
3	15200-88L10	.PUMP ASSY, FUEL	1	
4	15626-88L10	.SEAL	1	
5	15628-99E00	.SCREW (L:15)	5	
6	15629-99E10	.SCREW, DRAIN	1	
7	15641-88L10	.SPACER	1	
8	15642-88L00	.FILTER ASSY	1	
9	15650-99E00	.FLOAT	1	
10	15654-88L00	.PIN	1	
11	15683-87J00	.HOSE, DRAIN (L:120)	1	
12	15760-88L00	.REGULATOR ASSY	1	
13	15644-88L10	.O RING	1	
14	15645-88L00	.HOLDER, REGULATOR	1	
15	13614-89J00	.SCREW	1	
16	13614-93J00	.SCREW	1	
17	15643-88L00	.JOINT	1	
18	15641-88L30	.BUSH	1	
19	15641-88L50	.BUSH	1	
20	15642-88L10	.FILTER	1	
21	15612-99E01	.COVER	1	
22	15613-88L00	.O RING	1	
23	15614-99E00	.SCREW	3	
24	01550-06307	BOLT	3	
25	09169-06075	WASHER	3	
26	09160-06084	WASHER (6.5X18X1.6)	3	
27	09320-09039	CUSHION	3	
28	09352-50823-600	HOSE (5X8.2X600)	1	L:600->530
29	09401-08412	CLIP	1	
30	18498-87JC0	PROTECTOR, EVAP HOSE (L:450)	1	

FIG.27

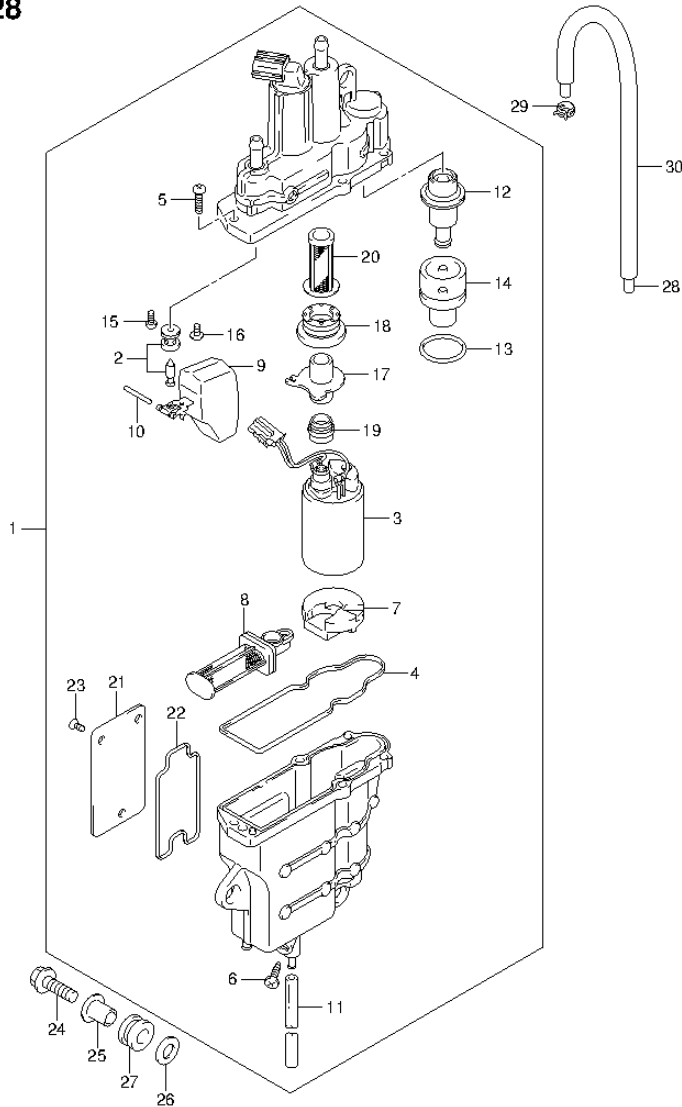
FIG.27 (1-C-15) FUEL VAPOR SEPARATOR (DF60ATH E1)



REF NO.	PART NO.	DESCRIPTION	Q'TY	REMARKS
1	15600-88L01	SEPARATOR ASSY, FUEL VAPOR	1	
2	13370-88L00	.VALVE ASSY, NEEDLE	1	
3	15200-88L00	.PUMP ASSY, FUEL	1	
4	15626-88L00	.SEAL	1	
5	15628-99E00	.SCREW (L:15)	5	
6	15629-99E10	.SCREW, DRAIN	1	
7	15641-88L00	.SPACER	1	
8	15642-88L00	.FILTER ASSY	1	
9	15650-99E00	.FLOAT	1	
10	15654-88L00	.PIN	1	
11	15683-87J00	.HOSE, DRAIN (L:120)	1	
12	15760-88L00	.REGULATOR ASSY	1	
13	15644-88L00	.O RING	1	
14	15645-88L00	.HOLDER, REGULATOR	1	
15	02112-0408A	.SCREW	1	
16	02142-0408B	.SCREW	1	
17	15643-88L00	.JOINT	1	
18	15641-88L20	.BUSH	1	
19	15641-88L40	.BUSH	1	
20	15642-88L10	.FILTER	1	
21	15612-99E01	.COVER	1	
22	15613-88L00	.O RING	1	
23	15614-99E00	.SCREW	3	
24	01550-06307	BOLT	3	
25	09169-06075	WASHER	3	
26	09160-06084	WASHER (6.5X18X1.6)	3	
27	09320-09039	CUSHION	3	
28	09352-50823-600	HOSE (5X8.2X600)	1	L:600->530
29	09401-08412	CLIP	1	
30	18498-87JC0	PROTECTOR, EVAP HOSE (L:450)	1	

FIG.28

FIG.28 (1-D-2) FUEL VAPOR SEPARATOR (DF60ATH E40)



REF NO.	PART NO.	DESCRIPTION	Q'TY	REMARKS
1	15600-88L11	SEPARATOR ASSY, FUEL VAPOR	1	
2	13370-88L10	.VALVE ASSY, NEEDLE	1	
3	15200-88L10	.PUMP ASSY, FUEL	1	
4	15626-88L10	.SEAL	1	
5	15628-99E00	.SCREW (L:15)	5	
6	15629-99E10	.SCREW, DRAIN	1	
7	15641-88L10	.SPACER	1	
8	15642-88L00	.FILTER ASSY	1	
9	15650-99E00	.FLOAT	1	
10	15654-88L00	.PIN	1	
11	15683-87J00	.HOSE, DRAIN (L:120)	1	
12	15760-88L00	.REGULATOR ASSY	1	
13	15644-88L10	.O RING	1	
14	15645-88L00	.HOLDER, REGULATOR	1	
15	13614-89J00	.SCREW	1	
16	13614-93J00	.SCREW	1	
17	15643-88L00	.JOINT	1	
18	15641-88L30	.BUSH	1	
19	15641-88L50	.BUSH	1	
20	15642-88L10	.FILTER	1	
21	15612-99E01	.COVER	1	
22	15613-88L00	.O RING	1	
23	15614-99E00	.SCREW	3	
24	01550-06307	BOLT	3	
25	09169-06075	WASHER	3	
26	09160-06084	WASHER (6.5X18X1.6)	3	
27	09320-09039	CUSHION	3	
28	09352-50823-600	HOSE (5X8.2X600)	1	L:600->530
29	09401-08412	CLIP	1	
30	18498-87JC0	PROTECTOR, EVAP HOSE (L:450)	1	

FIG.29

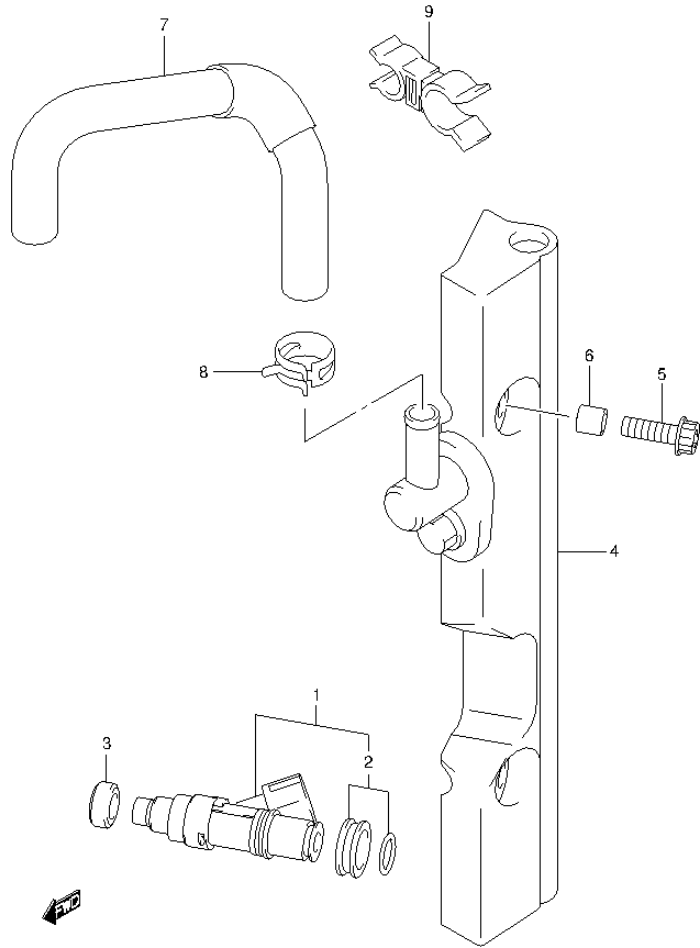


FIG.29 (1-D-3) FUEL INJECTOR (DF40A E1)

REF NO.	PART NO.	DESCRIPTION	Q'TY	REMARKS
1	15710-85K00	INJECTOR ASSY, FUEL	3	
2	15716-65DT0	.GROMMET SET	3	
3	09320-08062	CUSHION	3	
4	15750-88L10	PIPE, DELIVERY	1	
5	07120-06357	BOLT	2	
6	09180-06198	SPACER (6.2X12X16)	2	
7	15681-88L10	HOSE (SEPARATOR TO DLVY)	1	
8	09401-11425	CLIP	2	
9	09408-00174	CLAMP	1	

FIG.30

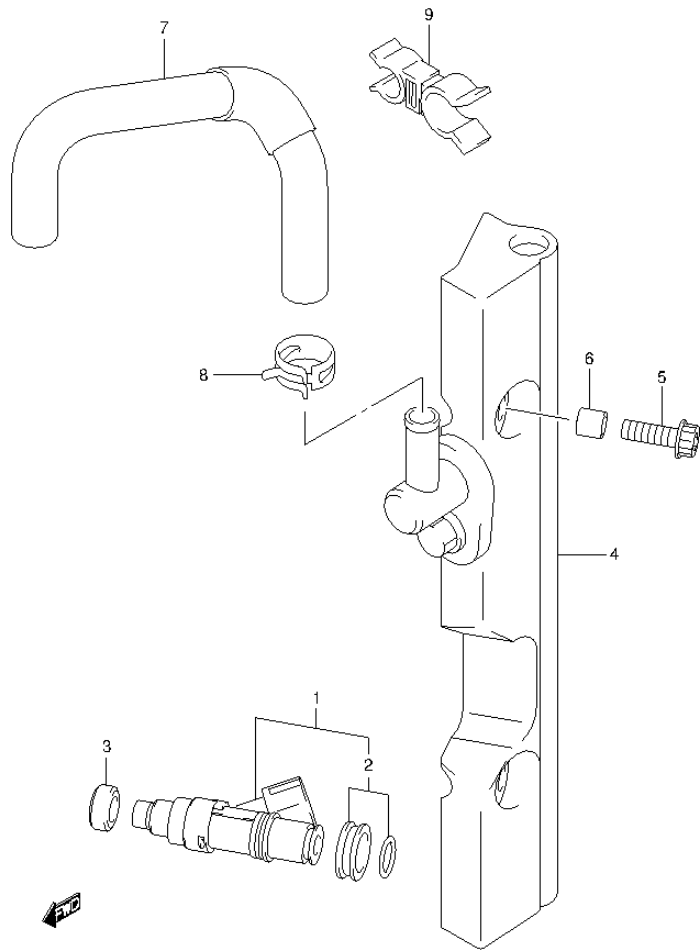


FIG.30 (1-D-4) FUEL INJECTOR (DF40AQH E1)

REF NO.	PART NO.	DESCRIPTION	Q'TY	REMARKS
1	15710-85K00	INJECTOR ASSY, FUEL	3	
2	15716-65DT0	.GROMMET SET	3	
3	09320-08062	CUSHION	3	
4	15750-88L10	PIPE, DELIVERY	1	
5	07120-06357	BOLT	2	
6	09180-06198	SPACER (6.2X12X16)	2	
7	15681-88L10	HOSE (SEPARATOR TO DLVY)	1	
8	09401-11425	CLIP	2	
9	09408-00174	CLAMP	1	

FIG.31

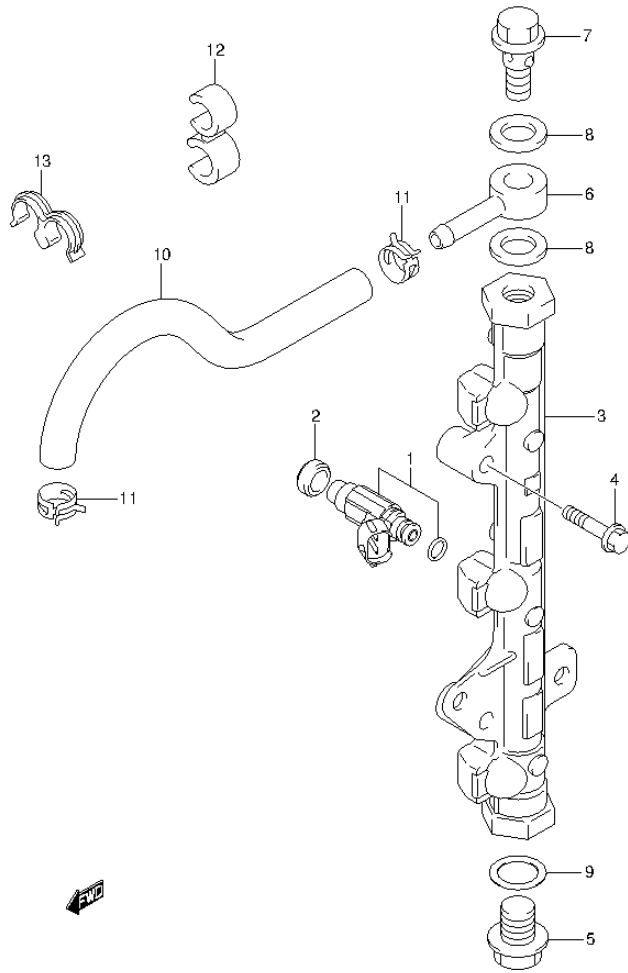


FIG.31 (1-D-5) FUEL INJECTOR (DF40AST E34)

REF NO.	PART NO.	DESCRIPTION	Q'TY	REMARKS
1	15710-88L00	INJECTOR ASSY, FUEL	3	
2	09320-08062	CUSHION	3	
3	15751-88L00	PIPE, DELIVERY	1	
4	01550-06307	BOLT	2	
5	09247-14041	PLUG	1	
6	09363-08004	UNION	1	
7	09360-12008	UNION	1	
8	09168-12013	GASKET (11.8X22X1.2)	2	
9	15762-93J00	GASKET, UNION	1	
10	15681-88L00	HOSE (SEPARATOR TO DLVY)	1	
11	09401-11425	CLIP	2	
12	09408-00121	CLAMP	1	
13	09408-00155	CLAMP	1	

FIG.32

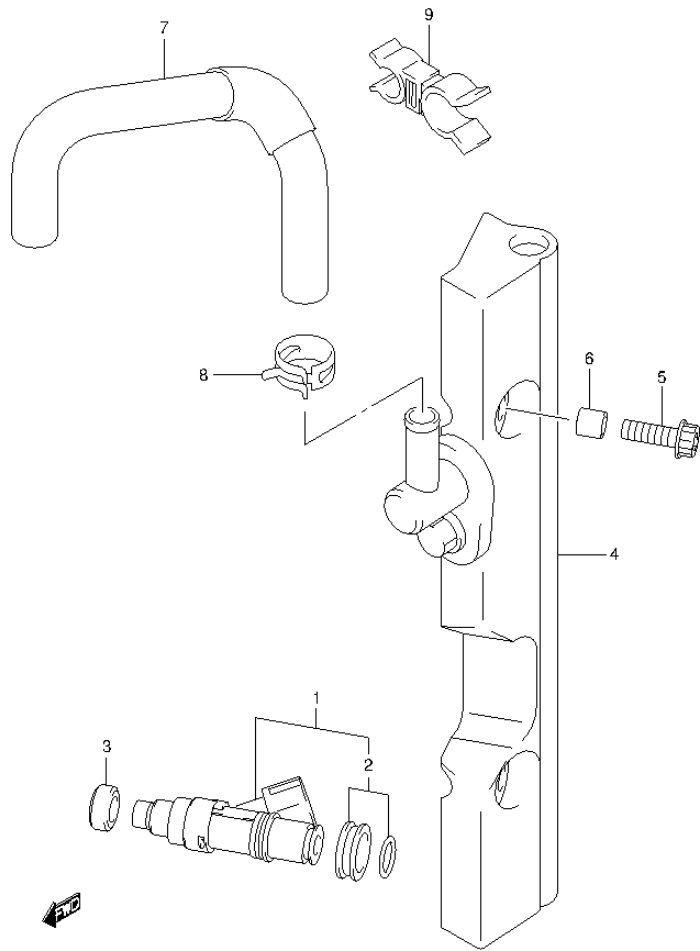


FIG.32 (1-D-6) FUEL INJECTOR (DF50A E1)

REF NO.	PART NO.	DESCRIPTION	Q'TY	REMARKS
1	15710-85K00	INJECTOR ASSY, FUEL	3	
2	15716-65DT0	.GROMMET SET	3	
3	09320-08062	CUSHION	3	
4	15750-88L10	PIPE, DELIVERY	1	
5	07120-06357	BOLT	2	
6	09180-06198	SPACER (6.2X12X16)	2	
7	15681-88L10	HOSE (SEPARATOR TO DLVY)	1	
8	09401-11425	CLIP	2	
9	09408-00174	CLAMP	1	

FIG.33

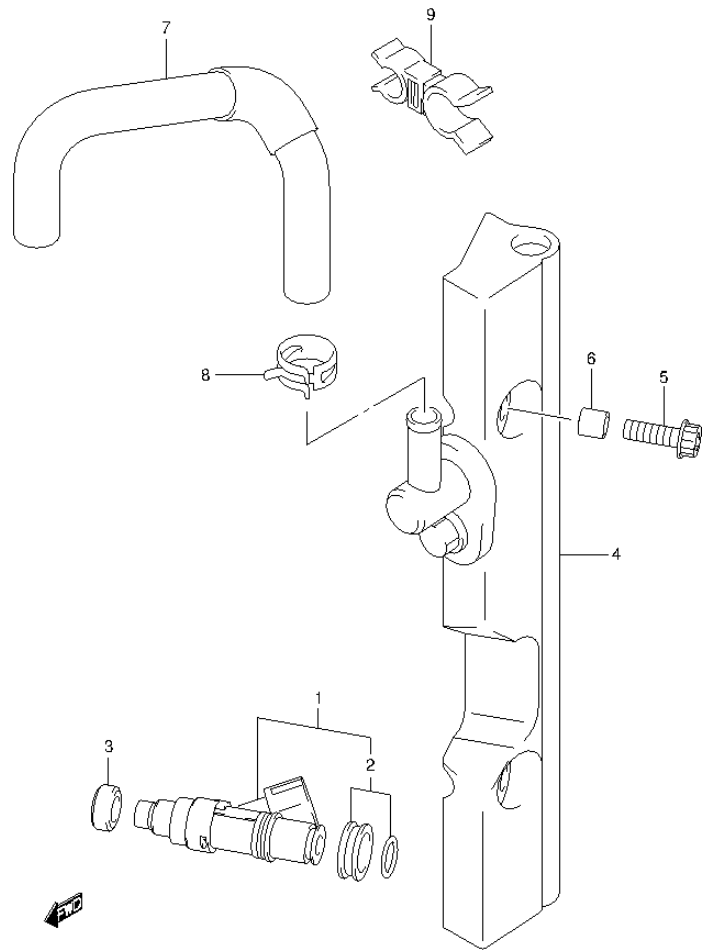


FIG.33 (1-D-7) FUEL INJECTOR (DF50ATH E1)

REF NO.	PART NO.	DESCRIPTION	Q'TY	REMARKS
1	15710-85K00	INJECTOR ASSY, FUEL	3	
2	15716-65DT0	.GROMMET SET	3	
3	09320-08062	CUSHION	3	
4	15750-88L10	PIPE, DELIVERY	1	
5	07120-06357	BOLT	2	
6	09180-06198	SPACER (6.2X12X16)	2	
7	15681-88L10	HOSE (SEPARATOR TO DLVY)	1	
8	09401-11425	CLIP	2	
9	09408-00174	CLAMP	1	

FIG.34

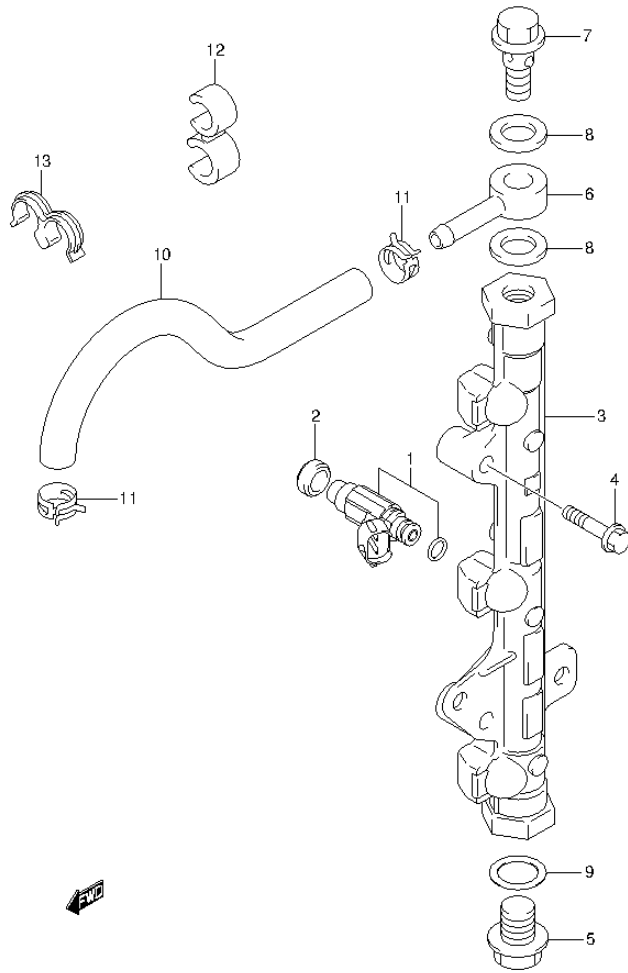


FIG.34 (1-D-8) FUEL INJECTOR (DF60A E1)

REF NO.	PART NO.	DESCRIPTION	Q'TY	REMARKS
1	15710-88L00	INJECTOR ASSY, FUEL	3	
2	09320-08062	CUSHION	3	
3	15751-88L00	PIPE, DELIVERY	1	
4	01550-06307	BOLT	2	
5	09247-14041	PLUG	1	
6	09363-08004	UNION	1	
7	09360-12008	UNION	1	
8	09168-12013	GASKET (11.8X22X1.2)	2	
9	15762-93J00	GASKET, UNION	1	
10	15681-88L00	HOSE (SEPARATOR TO DLVY)	1	
11	09401-11425	CLIP	2	
12	09408-00121	CLAMP	1	
13	09408-00155	CLAMP	1	

FIG.35

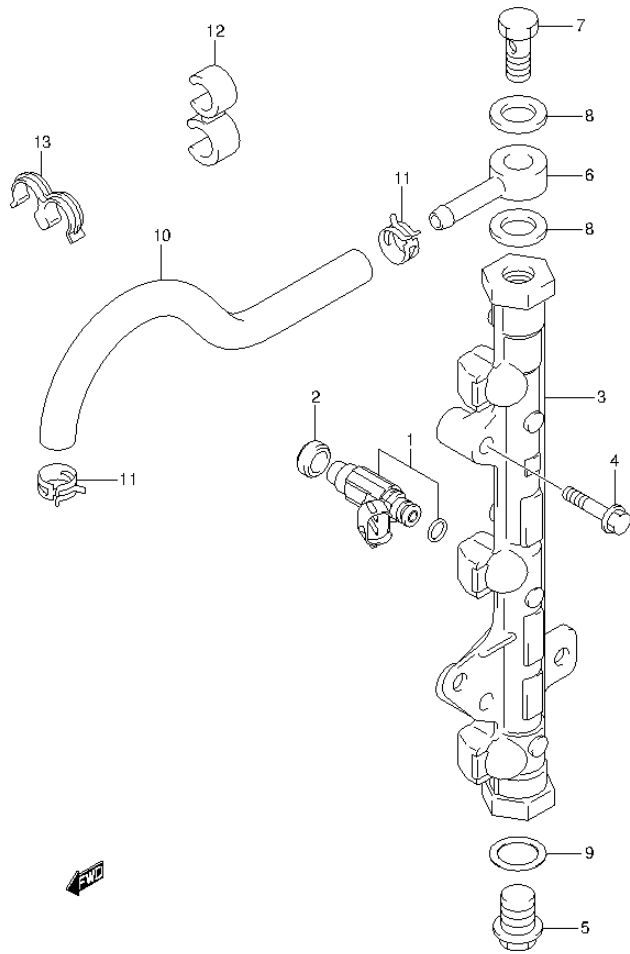


FIG.35 (1-D-9) FUEL INJECTOR (DF60A E40)

REF NO.	PART NO.	DESCRIPTION	Q'TY	REMARKS
1	15710-88L00	INJECTOR ASSY, FUEL	3	
2	09320-08062	CUSHION	3	
3	15751-88L00	PIPE, DELIVERY	1	
4	01550-06307	BOLT	2	
5	09247-14042	PLUG	1	
6	15830-90J00	UNION, FUEL HOSE	1	
7	09360-12013	UNION	1	
8	15762-90J00	GASKET, UNION	2	
9	15762-93J10	GASKET, UNION	1	
10	15681-88L00	HOSE (SEPARATOR TO DLVY)	1	
11	09401-11425	CLIP	2	
12	09408-00121	CLAMP	1	
13	09408-00155	CLAMP	1	

FIG.36

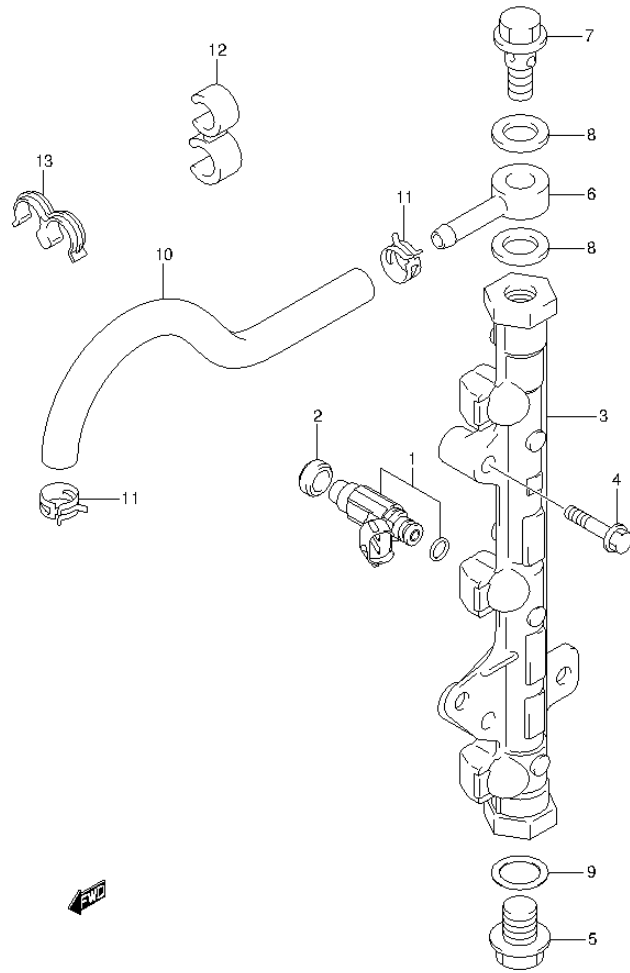


FIG.36 (1-D-10) FUEL INJECTOR (DF60AQH E1)

REF NO.	PART NO.	DESCRIPTION	Q'TY	REMARKS
1	15710-88L00	INJECTOR ASSY, FUEL	3	
2	09320-08062	CUSHION	3	
3	15751-88L00	PIPE, DELIVERY	1	
4	01550-06307	BOLT	2	
5	09247-14041	PLUG	1	
6	09363-08004	UNION	1	
7	09360-12008	UNION	1	
8	09168-12013	GASKET (11.8X22X1.2)	2	
9	15762-93J00	GASKET, UNION	1	
10	15681-88L00	HOSE (SEPARATOR TO DLVY)	1	
11	09401-11425	CLIP	2	
12	09408-00121	CLAMP	1	
13	09408-00155	CLAMP	1	

FIG.37

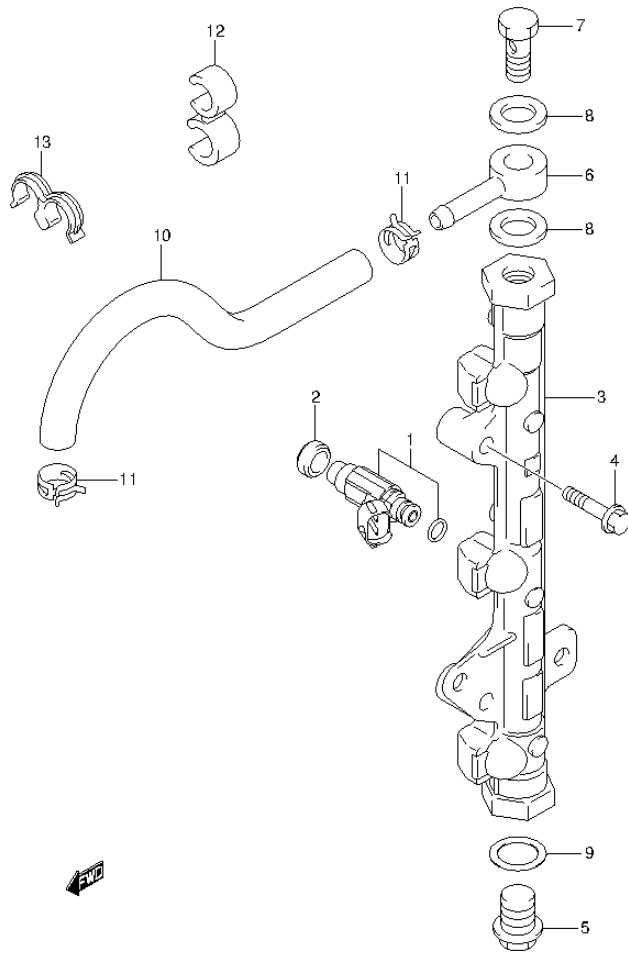


FIG.37 (1-D-11) FUEL INJECTOR (DF60AQH E40)

REF NO.	PART NO.	DESCRIPTION	Q'TY	REMARKS
1	15710-88L00	INJECTOR ASSY, FUEL	3	
2	09320-08062	CUSHION	3	
3	15751-88L00	PIPE, DELIVERY	1	
4	01550-06307	BOLT	2	
5	09247-14042	PLUG	1	
6	15830-90J00	UNION, FUEL HOSE	1	
7	09360-12013	UNION	1	
8	15762-90J00	GASKET, UNION	2	
9	15762-93J10	GASKET, UNION	1	
10	15681-88L00	HOSE (SEPARATOR TO DLVY)	1	
11	09401-11425	CLIP	2	
12	09408-00121	CLAMP	1	
13	09408-00155	CLAMP	1	

FIG.38

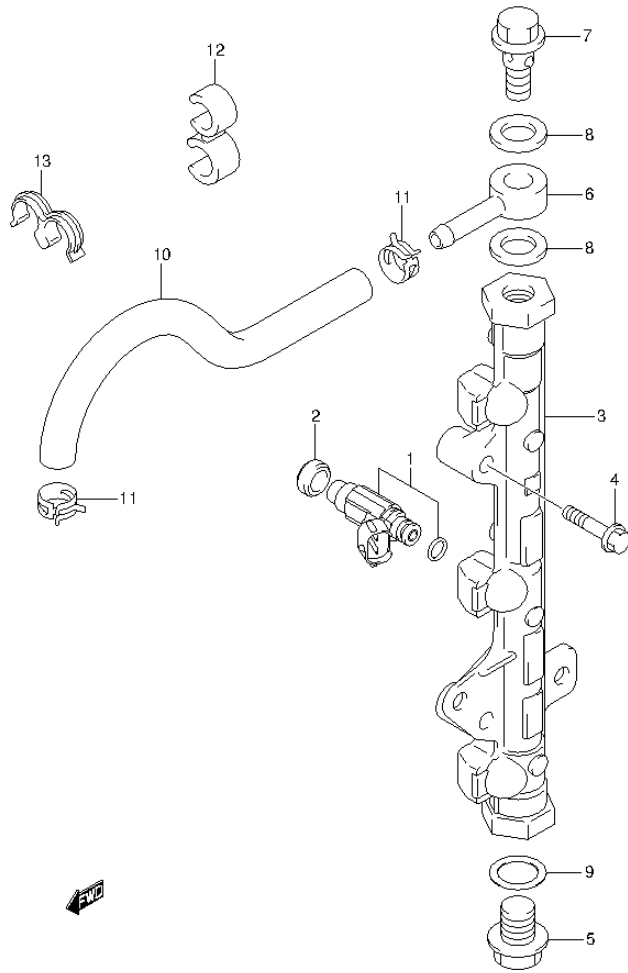


FIG.38 (1-D-12) FUEL INJECTOR (DF60ATH E1)

REF NO.	PART NO.	DESCRIPTION	Q'TY	REMARKS
1	15710-88L00	INJECTOR ASSY, FUEL	3	
2	09320-08062	CUSHION	3	
3	15751-88L00	PIPE, DELIVERY	1	
4	01550-06307	BOLT	2	
5	09247-14041	PLUG	1	
6	09363-08004	UNION	1	
7	09360-12008	UNION	1	
8	09168-12013	GASKET (11.8X22X1.2)	2	
9	15762-93J00	GASKET, UNION	1	
10	15681-88L00	HOSE (SEPARATOR TO DLVY)	1	
11	09401-11425	CLIP	2	
12	09408-00121	CLAMP	1	
13	09408-00155	CLAMP	1	

FIG.39

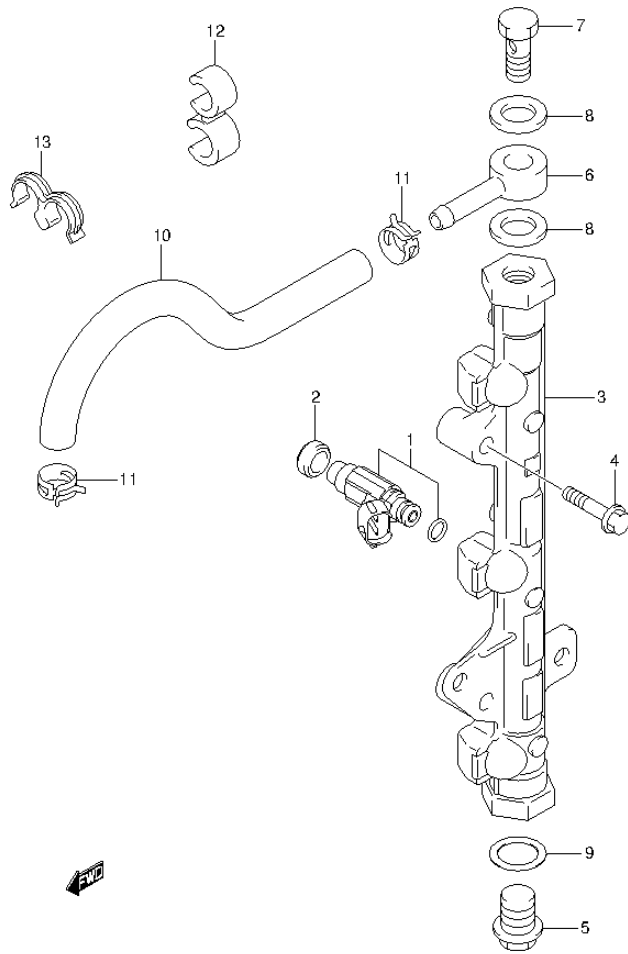
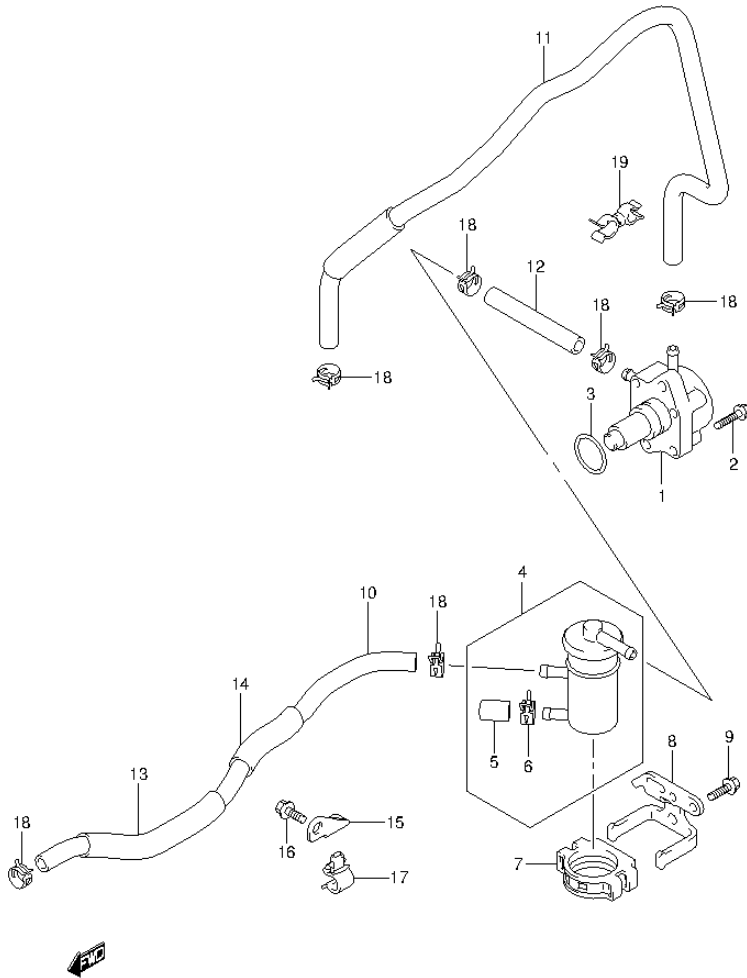


FIG.39 (1-D-13) FUEL INJECTOR (DF60ATH E40)

REF NO.	PART NO.	DESCRIPTION	Q'TY	REMARKS
1	15710-88L00	INJECTOR ASSY, FUEL	3	
2	09320-08062	CUSHION	3	
3	15751-88L00	PIPE, DELIVERY	1	
4	01550-06307	BOLT	2	
5	09247-14042	PLUG	1	
6	15830-90J00	UNION, FUEL HOSE	1	
7	09360-12013	UNION	1	
8	15762-90J00	GASKET, UNION	2	
9	15762-93J10	GASKET, UNION	1	
10	15681-88L00	HOSE (SEPARATOR TO DLVY)	1	
11	09401-11425	CLIP	2	
12	09408-00121	CLAMP	1	
13	09408-00155	CLAMP	1	

FIG.40

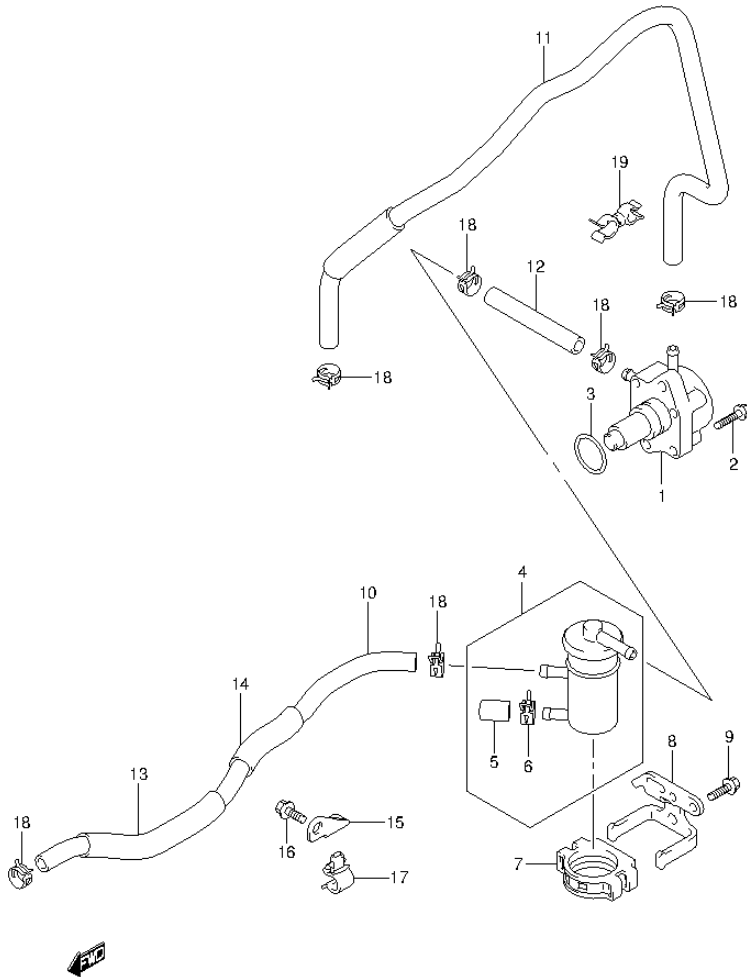
FIG.40 (1-D-14) FUEL PUMP (DF40A E1)



REF NO.	PART NO.	DESCRIPTION	Q'TY	REMARKS
1	15100-90J11	PUMP ASSY, FUEL	1	
2	01550-06257	BOLT	2	
3	09280-26005	O RING (D:2.4,ID:26.2)	1	
4	15410-88L00	FILTER, FUEL	1	
5	15419-87J00	.CAP, FUEL FILTER	1	
6	09401-11423	.CLIP	1	
7	15422-96J00	CLAMP, FILTER	1	
8	15421-88L00	BRACKET, FUEL FILTER	1	
9	01550-06167	BOLT	2	
10	15191-88L10	HOSE, FUEL (CONN TO FILTER)	1	
11	15192-88L20	HOSE, FUEL (PUMP TO SEPARATOR)	1	
12	09343-70503-080	HOSE (7X12X80)	1	
13	18498-99E10	PROTECTOR, FUEL HOSE NO.1	1	L:610->230
14	18498-96J20	PROTECTOR, FUEL HOSE NO.2	1	L:370->95
15	15197-88L00	BRACKET, FUEL HOSE CLAMP	1	
16	01550-06127	BOLT	1	
17	09403-11320	CLAMP	3	
18	09401-11423	CLIP	5	
19	09408-00054	CLAMP	1	

FIG.41

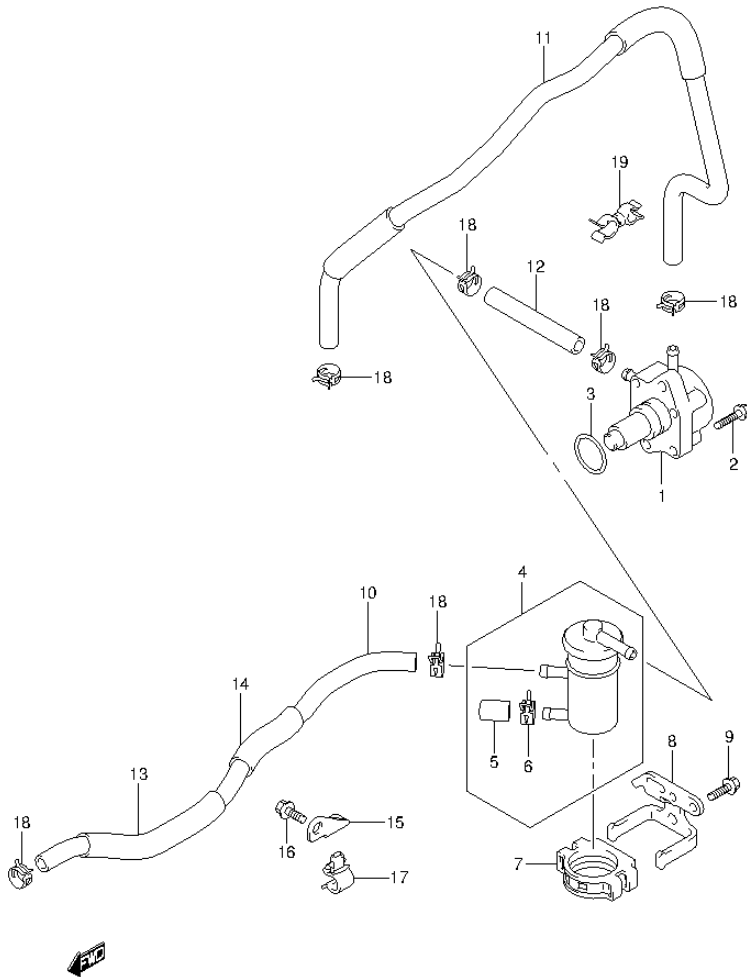
FIG.41 (1-D-15) FUEL PUMP (DF40AQH E1)



REF NO.	PART NO.	DESCRIPTION	Q'TY	REMARKS
1	15100-90J11	PUMP ASSY, FUEL	1	
2	01550-06257	BOLT	2	
3	09280-26005	O RING (D:2.4, ID:26.2)	1	
4	15410-88L00	FILTER, FUEL	1	
5	15419-87J00	.CAP, FUEL FILTER	1	
6	09401-11423	.CLIP	1	
7	15422-96J00	CLAMP, FILTER	1	
8	15421-88L00	BRACKET, FUEL FILTER	1	
9	01550-06167	BOLT	2	
10	15191-88L10	HOSE, FUEL (CONN TO FILTER)	1	
11	15192-88L20	HOSE, FUEL (PUMP TO SEPARATOR)	1	
12	09343-70503-080	HOSE (7X12X80)	1	
13	18498-99E10	PROTECTOR, FUEL HOSE NO.1	1	L:610->230
14	18498-96J20	PROTECTOR, FUEL HOSE NO.2	1	L:370->95
15	15197-88L00	BRACKET, FUEL HOSE CLAMP	1	
16	01550-06127	BOLT	1	
17	09403-11320	CLAMP	3	
18	09401-11423	CLIP	5	
19	09408-00054	CLAMP	1	

FIG.42

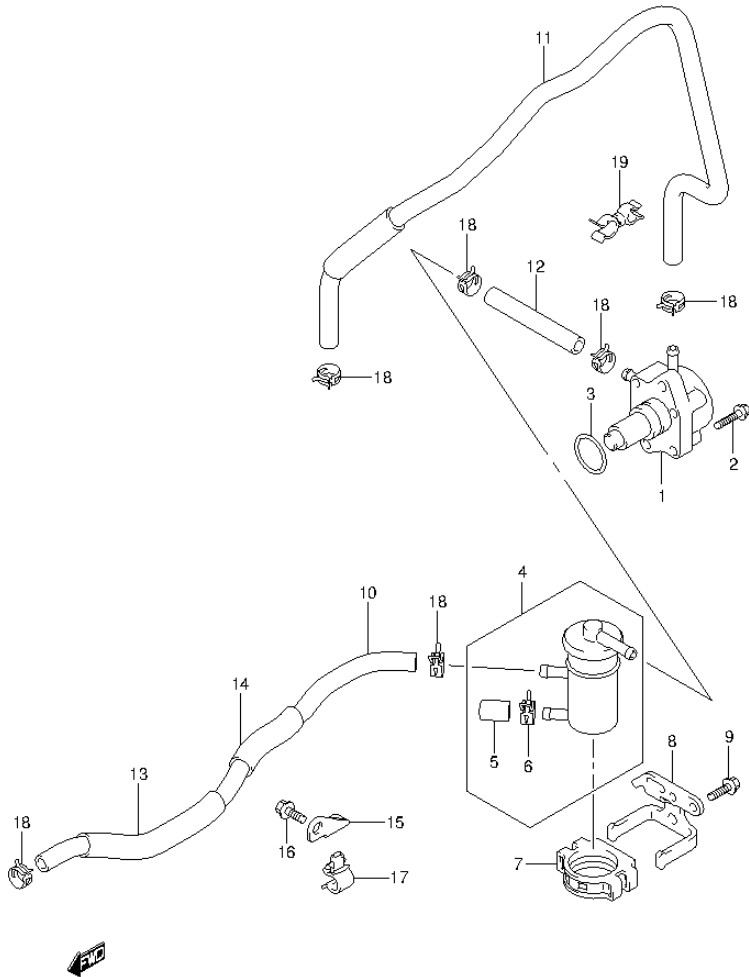
FIG.42 (1-E-2) FUEL PUMP (DF40AST E34)



REF NO.	PART NO.	DESCRIPTION	Q'TY	REMARKS
1	15100-90J11	PUMP ASSY, FUEL	1	
2	01550-06257	BOLT	2	
3	09280-26005	O RING (D:2.4, ID:26.2)	1	
4	15410-88L00	FILTER, FUEL	1	
5	15419-87J00	.CAP, FUEL FILTER	1	
6	09401-11423	.CLIP	1	
7	15422-96J00	CLAMP, FILTER	1	
8	15421-88L00	BRACKET, FUEL FILTER	1	
9	01550-06167	BOLT	2	
10	15191-88L10	HOSE, FUEL (CONN TO FILTER)	1	
11	15192-88L11	HOSE, FUEL (PUMP TO SEPARATOR)	1	
12	09343-70503-080	HOSE (7X12X80)	1	
13	18498-99E10	PROTECTOR, FUEL HOSE NO.1	1	L:610->230
14	18498-96J20	PROTECTOR, FUEL HOSE NO.2	1	L:370->95
15	15197-88L00	BRACKET, FUEL HOSE CLAMP	1	
16	01550-06127	BOLT	1	
17	09403-11320	CLAMP	2	
18	09401-11423	CLIP	5	
19	09408-00054	CLAMP	1	

FIG.43

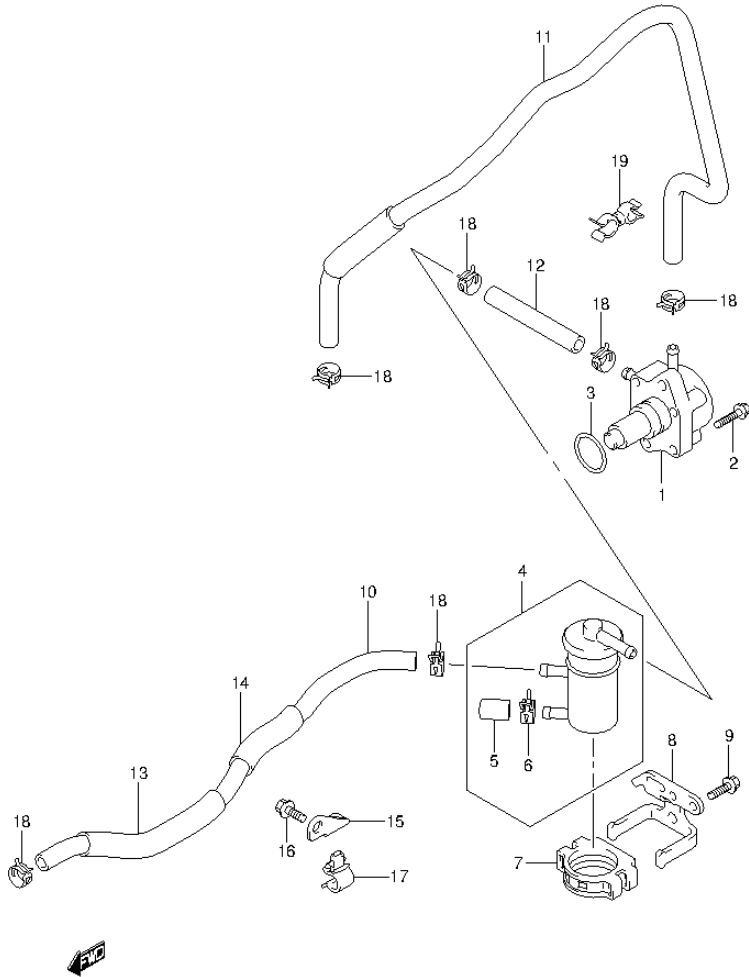
FIG.43 (1-E-3) FUEL PUMP (DF50A E1)



REF NO.	PART NO.	DESCRIPTION	Q'TY	REMARKS
1	15100-90J11	PUMP ASSY, FUEL	1	
2	01550-06257	BOLT	2	
3	09280-26005	O RING (D:2.4, ID:26.2)	1	
4	15410-88L00	FILTER, FUEL	1	
5	15419-87J00	.CAP, FUEL FILTER	1	
6	09401-11423	.CLIP	1	
7	15422-96J00	CLAMP, FILTER	1	
8	15421-88L00	BRACKET, FUEL FILTER	1	
9	01550-06167	BOLT	2	
10	15191-88L10	HOSE, FUEL (CONN TO FILTER)	1	
11	15192-88L20	HOSE, FUEL (PUMP TO SEPARATOR)	1	
12	09343-70503-080	HOSE (7X12X80)	1	
13	18498-99E10	PROTECTOR, FUEL HOSE NO.1	1	L:610->230
14	18498-96J20	PROTECTOR, FUEL HOSE NO.2	1	L:370->95
15	15197-88L00	BRACKET, FUEL HOSE CLAMP	1	
16	01550-06127	BOLT	1	
17	09403-11320	CLAMP	3	
18	09401-11423	CLIP	5	
19	09408-00054	CLAMP	1	

FIG.44

FIG.44 (1-E-4) FUEL PUMP (DF50ATH E1)



REF NO.	PART NO.	DESCRIPTION	Q'TY	REMARKS
1	15100-90J11	PUMP ASSY, FUEL	1	
2	01550-06257	BOLT	2	
3	09280-26005	O RING (D:2.4,ID:26.2)	1	
4	15410-88L00	FILTER, FUEL	1	
5	15419-87J00	.CAP, FUEL FILTER	1	
6	09401-11423	.CLIP	1	
7	15422-96J00	CLAMP, FILTER	1	
8	15421-88L00	BRACKET, FUEL FILTER	1	
9	01550-06167	BOLT	2	
10	15191-88L10	HOSE, FUEL (CONN TO FILTER)	1	
11	15192-88L20	HOSE, FUEL (PUMP TO SEPARATOR)	1	
12	09343-70503-080	HOSE (7X12X80)	1	
13	18498-99E10	PROTECTOR, FUEL HOSE NO.1	1	L:610->230
14	18498-96J20	PROTECTOR, FUEL HOSE NO.2	1	L:370->95
15	15197-88L00	BRACKET, FUEL HOSE CLAMP	1	
16	01550-06127	BOLT	1	
17	09403-11320	CLAMP	3	
18	09401-11423	CLIP	5	
19	09408-00054	CLAMP	1	

FIG.45

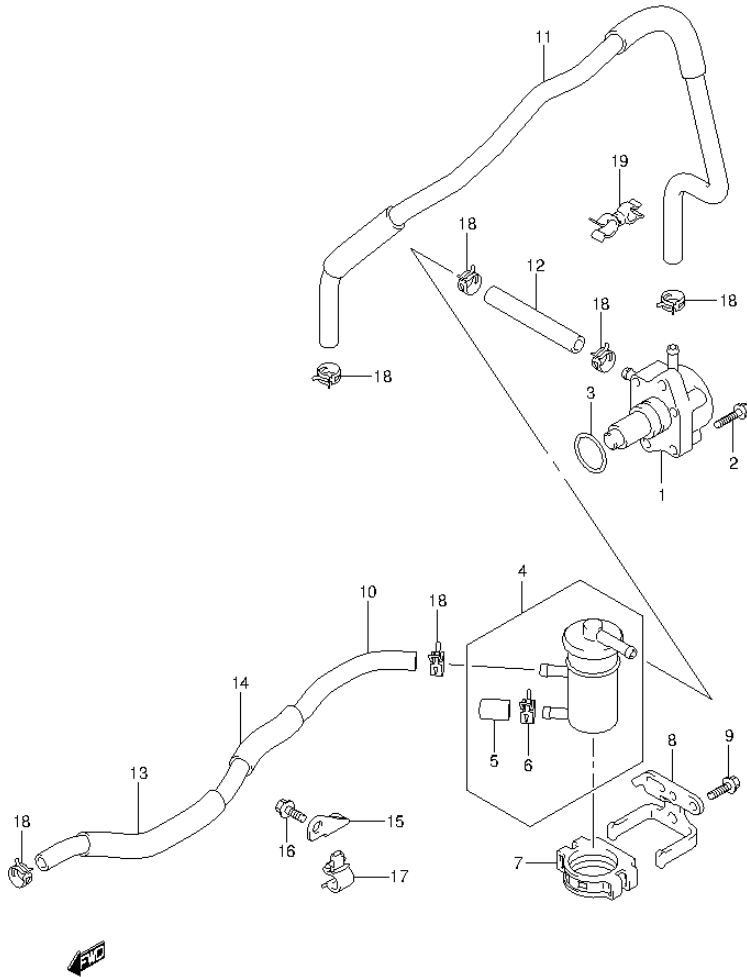


FIG.45 (1-E-5) FUEL PUMP (DF60A E1)

REF NO.	PART NO.	DESCRIPTION	Q'TY	REMARKS
1	15100-90J11	PUMP ASSY, FUEL	1	
2	01550-06257	BOLT	2	
3	09280-26005	O RING (D:2.4, ID:26.2)	1	
4	15410-88L00	FILTER, FUEL	1	
5	15419-87J00	.CAP, FUEL FILTER	1	
6	09401-11423	.CLIP	1	
7	15422-96J00	CLAMP, FILTER	1	
8	15421-88L00	BRACKET, FUEL FILTER	1	
9	01550-06167	BOLT	2	
10	15191-88L10	HOSE, FUEL (CONN TO FILTER)	1	
11	15192-88L11	HOSE, FUEL (PUMP TO SEPARATOR)	1	
12	09343-70503-080	HOSE (7X12X80)	1	
13	18498-99E10	PROTECTOR, FUEL HOSE NO.1	1	L:610->230
14	18498-96J20	PROTECTOR, FUEL HOSE NO.2	1	L:370->95
15	15197-88L00	BRACKET, FUEL HOSE CLAMP	1	
16	01550-06127	BOLT	1	
17	09403-11320	CLAMP	2	
18	09401-11423	CLIP	5	
19	09408-00054	CLAMP	1	

FIG.46

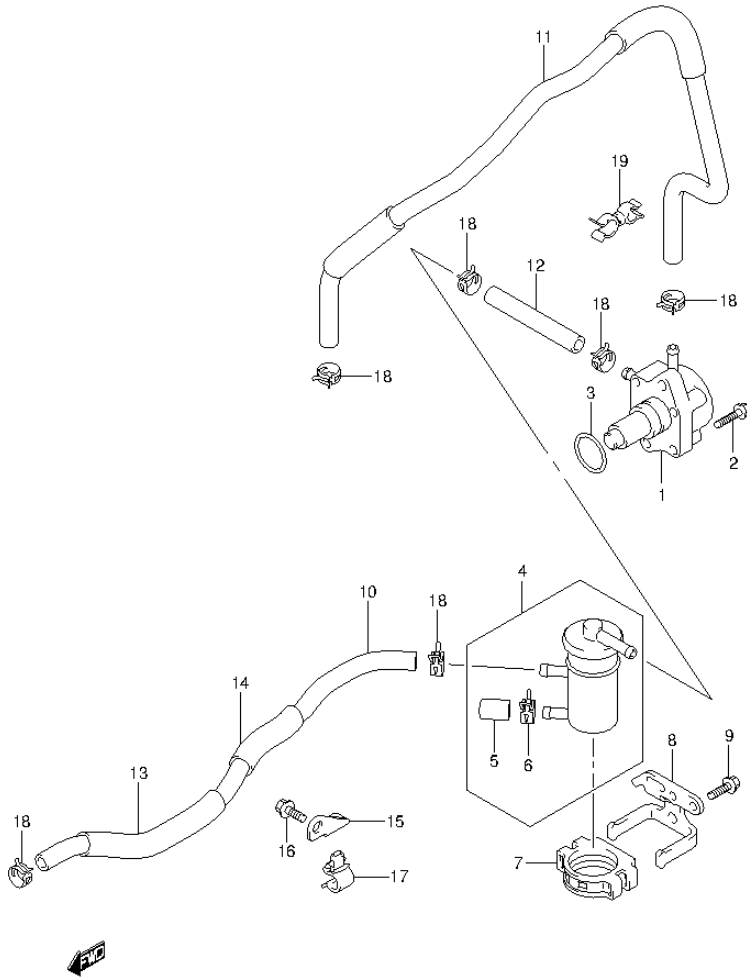


FIG.46 (1-E-6) FUEL PUMP (DF60A E40)

REF NO.	PART NO.	DESCRIPTION	Q'TY	REMARKS
1	15100-90J11	PUMP ASSY, FUEL	1	
2	01550-06257	BOLT	2	
3	09280-26005	O RING (D:2.4, ID:26.2)	1	
4	15410-88L00	FILTER, FUEL	1	
5	15419-87J00	.CAP, FUEL FILTER	1	
6	09401-11423	.CLIP	1	
7	15422-96J00	CLAMP, FILTER	1	
8	15421-88L00	BRACKET, FUEL FILTER	1	
9	01550-06167	BOLT	2	
10	15191-88L10	HOSE, FUEL (CONN TO FILTER)	1	
11	15192-88L11	HOSE, FUEL (PUMP TO SEPARATOR)	1	
12	09343-70503-080	HOSE (7X12X80)	1	
13	18498-99E10	PROTECTOR, FUEL HOSE NO.1	1	L:610->230
14	18498-96J20	PROTECTOR, FUEL HOSE NO.2	1	L:370->95
15	15197-88L00	BRACKET, FUEL HOSE CLAMP	1	
16	01550-06127	BOLT	1	
17	09403-11320	CLAMP	2	
18	09401-11423	CLIP	5	
19	09408-00054	CLAMP	1	

FIG.47

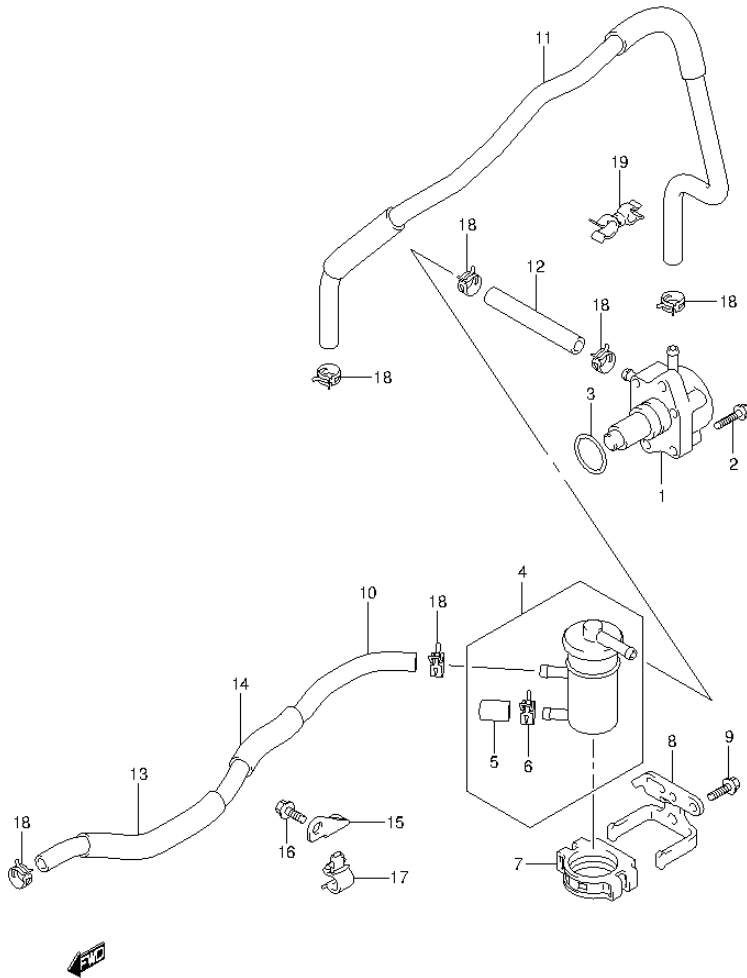
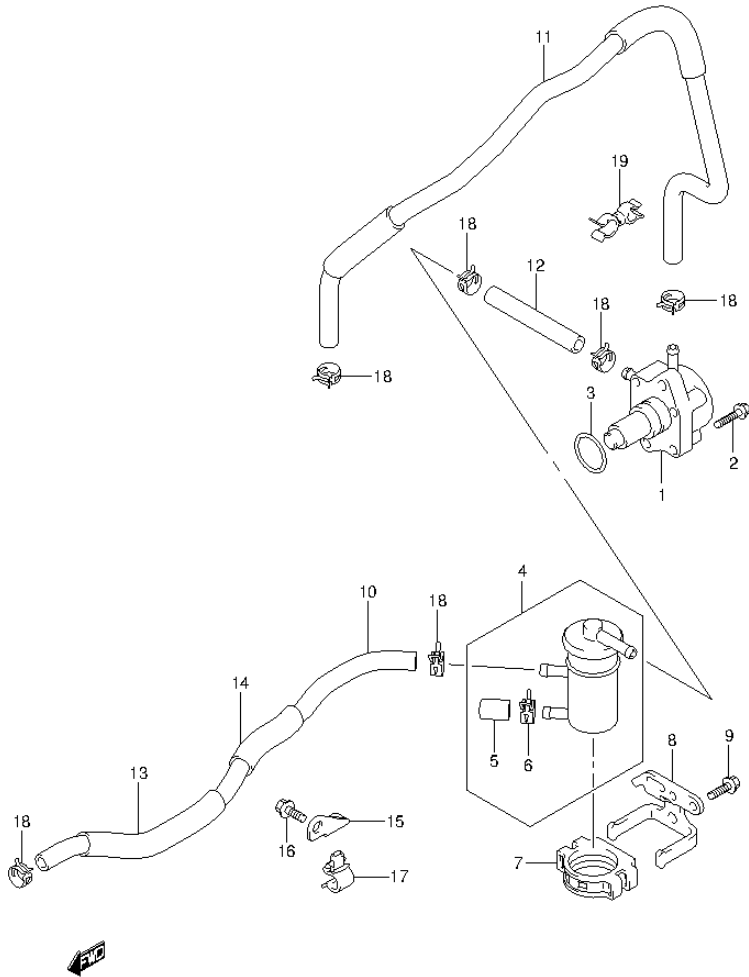


FIG.47 (1-E-7) FUEL PUMP (DF60AQH E1)

REF NO.	PART NO.	DESCRIPTION	Q'TY	REMARKS
1	15100-90J11	PUMP ASSY, FUEL	1	
2	01550-06257	BOLT	2	
3	09280-26005	O RING (D:2.4, ID:26.2)	1	
4	15410-88L00	FILTER, FUEL	1	
5	15419-87J00	.CAP, FUEL FILTER	1	
6	09401-11423	.CLIP	1	
7	15422-96J00	CLAMP, FILTER	1	
8	15421-88L00	BRACKET, FUEL FILTER	1	
9	01550-06167	BOLT	2	
10	15191-88L10	HOSE, FUEL (CONN TO FILTER)	1	
11	15192-88L11	HOSE, FUEL (PUMP TO SEPARATOR)	1	
12	09343-70503-080	HOSE (7X12X80)	1	
13	18498-99E10	PROTECTOR, FUEL HOSE NO.1	1	L:610->230
14	18498-96J20	PROTECTOR, FUEL HOSE NO.2	1	L:370->95
15	15197-88L00	BRACKET, FUEL HOSE CLAMP	1	
16	01550-06127	BOLT	1	
17	09403-11320	CLAMP	2	
18	09401-11423	CLIP	5	
19	09408-00054	CLAMP	1	

FIG.48

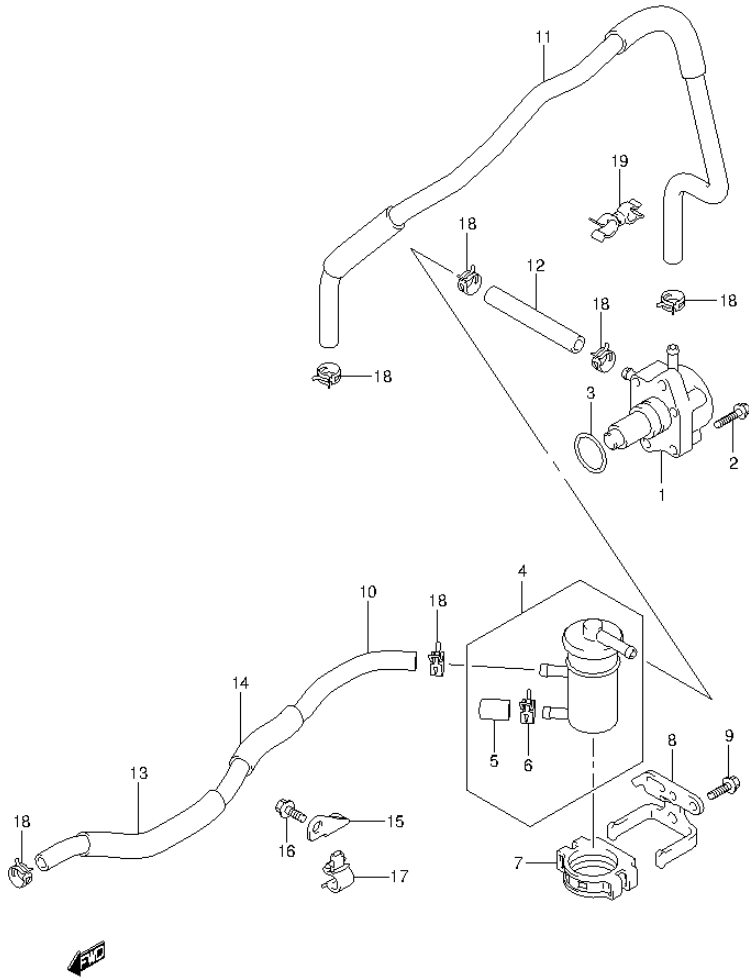
FIG.48 (1-E-8) FUEL PUMP (DF60AQH E40)



REF NO.	PART NO.	DESCRIPTION	Q'TY	REMARKS
1	15100-90J11	PUMP ASSY, FUEL	1	
2	01550-06257	BOLT	2	
3	09280-26005	O RING (D:2.4, ID:26.2)	1	
4	15410-88L00	FILTER, FUEL	1	
5	15419-87J00	.CAP, FUEL FILTER	1	
6	09401-11423	.CLIP	1	
7	15422-96J00	CLAMP, FILTER	1	
8	15421-88L00	BRACKET, FUEL FILTER	1	
9	01550-06167	BOLT	2	
10	15191-88L10	HOSE, FUEL (CONN TO FILTER)	1	
11	15192-88L11	HOSE, FUEL (PUMP TO SEPARATOR)	1	
12	09343-70503-080	HOSE (7X12X80)	1	
13	18498-99E10	PROTECTOR, FUEL HOSE NO.1	1	L:610->230
14	18498-96J20	PROTECTOR, FUEL HOSE NO.2	1	L:370->95
15	15197-88L00	BRACKET, FUEL HOSE CLAMP	1	
16	01550-06127	BOLT	1	
17	09403-11320	CLAMP	2	
18	09401-11423	CLIP	5	
19	09408-00054	CLAMP	1	

FIG.49

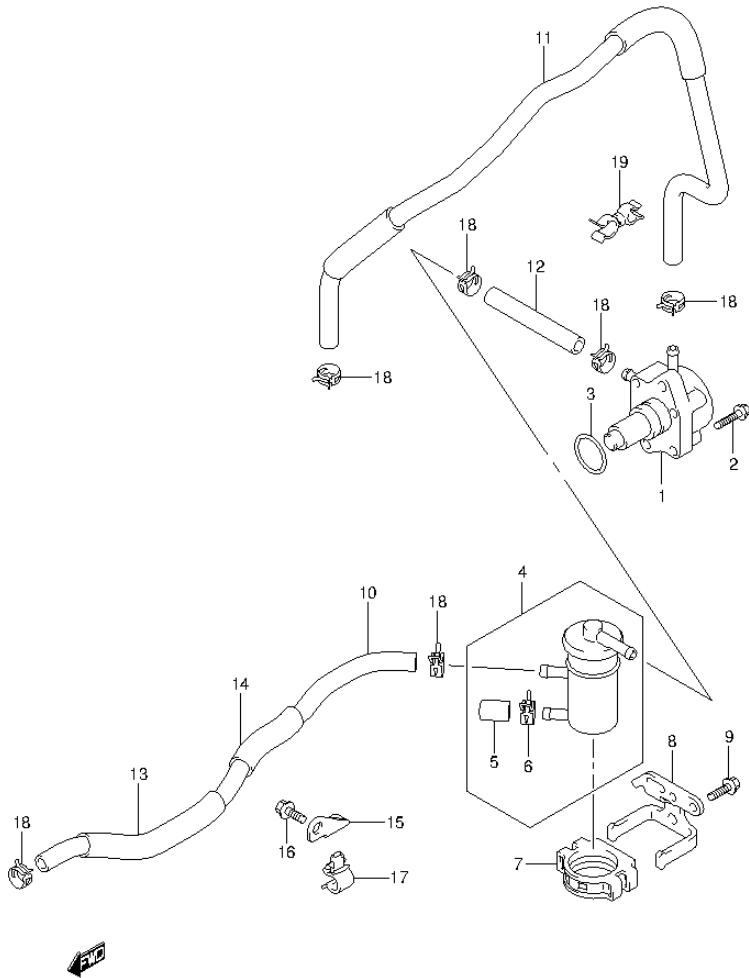
FIG.49 (1-E-9) FUEL PUMP (DF60ATH E1)



REF NO.	PART NO.	DESCRIPTION	Q'TY	REMARKS
1	15100-90J11	PUMP ASSY, FUEL	1	
2	01550-06257	BOLT	2	
3	09280-26005	O RING (D:2.4, ID:26.2)	1	
4	15410-88L00	FILTER, FUEL	1	
5	15419-87J00	.CAP, FUEL FILTER	1	
6	09401-11423	.CLIP	1	
7	15422-96J00	CLAMP, FILTER	1	
8	15421-88L00	BRACKET, FUEL FILTER	1	
9	01550-06167	BOLT	2	
10	15191-88L10	HOSE, FUEL (CONN TO FILTER)	1	
11	15192-88L11	HOSE, FUEL (PUMP TO SEPARATOR)	1	
12	09343-70503-080	HOSE (7X12X80)	1	
13	18498-99E10	PROTECTOR, FUEL HOSE NO.1	1	L:610->230
14	18498-96J20	PROTECTOR, FUEL HOSE NO.2	1	L:370->95
15	15197-88L00	BRACKET, FUEL HOSE CLAMP	1	
16	01550-06127	BOLT	1	
17	09403-11320	CLAMP	2	
18	09401-11423	CLIP	5	
19	09408-00054	CLAMP	1	

FIG.50

FIG.50 (1-E-10) FUEL PUMP (DF60ATH E40)



REF NO.	PART NO.	DESCRIPTION	Q'TY	REMARKS
1	15100-90J11	PUMP ASSY, FUEL	1	
2	01550-06257	BOLT	2	
3	09280-26005	O RING (D:2.4, ID:26.2)	1	
4	15410-88L00	FILTER, FUEL	1	
5	15419-87J00	.CAP, FUEL FILTER	1	
6	09401-11423	.CLIP	1	
7	15422-96J00	CLAMP, FILTER	1	
8	15421-88L00	BRACKET, FUEL FILTER	1	
9	01550-06167	BOLT	2	
10	15191-88L10	HOSE, FUEL (CONN TO FILTER)	1	
11	15192-88L11	HOSE, FUEL (PUMP TO SEPARATOR)	1	
12	09343-70503-080	HOSE (7X12X80)	1	
13	18498-99E10	PROTECTOR, FUEL HOSE NO.1	1	L:610->230
14	18498-96J20	PROTECTOR, FUEL HOSE NO.2	1	L:370->95
15	15197-88L00	BRACKET, FUEL HOSE CLAMP	1	
16	01550-06127	BOLT	1	
17	09403-11320	CLAMP	2	
18	09401-11423	CLIP	5	
19	09408-00054	CLAMP	1	

FIG.51

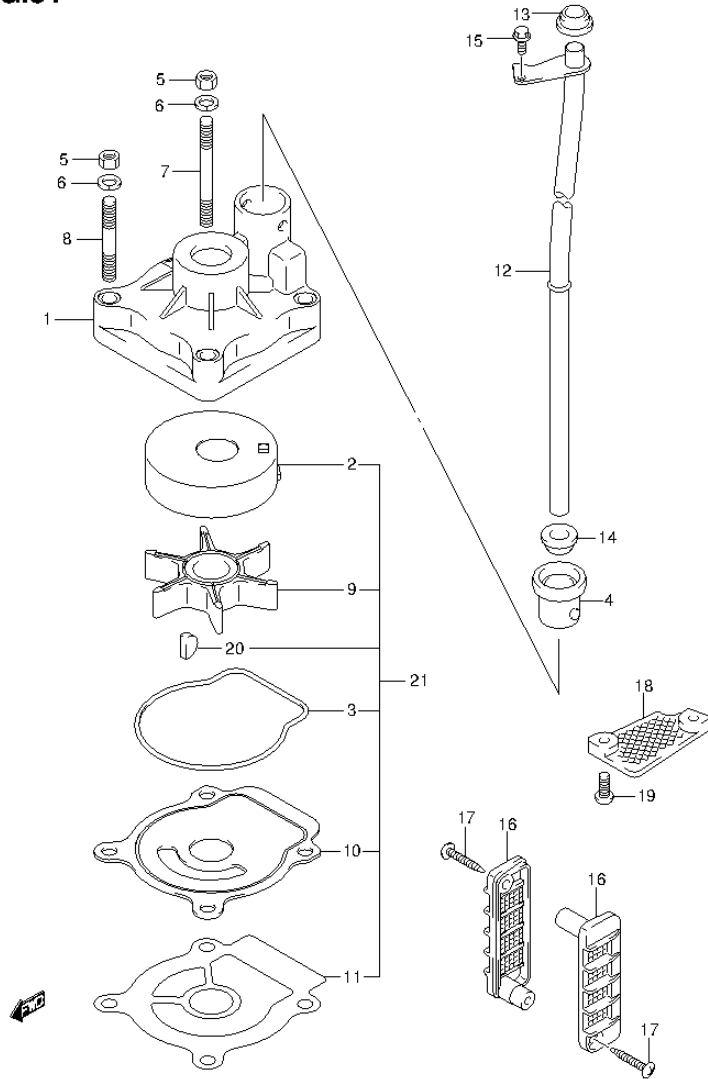


FIG.51 (1-E-11) WATER PUMP (DF40A E1)

REF NO.	PART NO.	DESCRIPTION	Q'TY	REMARKS
1	17410-88L00	CASE, WATER PUMP	1	
2	17413-95J00	SLEEVE, WATER PUMP CASE	1	
3	17416-95J00	SEALING, WATER PUMP CASE	1	
4	17564-88L00	BUSH, WATER PUMP CASE	1	
5	29141-93J00	NUT	4	
6	29162-93J00	WASHER, LOCK	4	
7	09108-06143	STUD BOLT	2	
8	09108-06144	STUD BOLT	2	
9	17461-96312	IMPELLER, WATER PUMP	1	
10	17471-95J01	PANEL, PUMP CASE UNDER	1	
11	17472-96303	GASKET, PUMP CASE UNDER	1	
12-1	17560-88L00	TUBE, WATER (S)	1	W/TRANSOM(S)
12-2	17560-88L10	TUBE, WATER (L)	1	W/TRANSOM(L)
13	17562-87L00	GROMMET, WATER TUBE UPPER	1	
14	17562-87L00	GROMMET, WATER TUBE LOWER	1	W/TRANSOM(L)
15	09116-06094	BOLT (6X15)	1	
16	17631-96320	FILTER, WATER	2	
17	03142-04309	SCREW	2	
18-1	17635-87E00	FILTER, SUB WATER	1	
18-2	17635-87E10	PLATE, GEAR CASE	1	OPT
19	09125-05046	SCREW (5X12)	2	
20	09420-04006	KEY	1	
21	17400-88L00	WATER PUMP REPAIR KIT	1	OPT

FIG.52

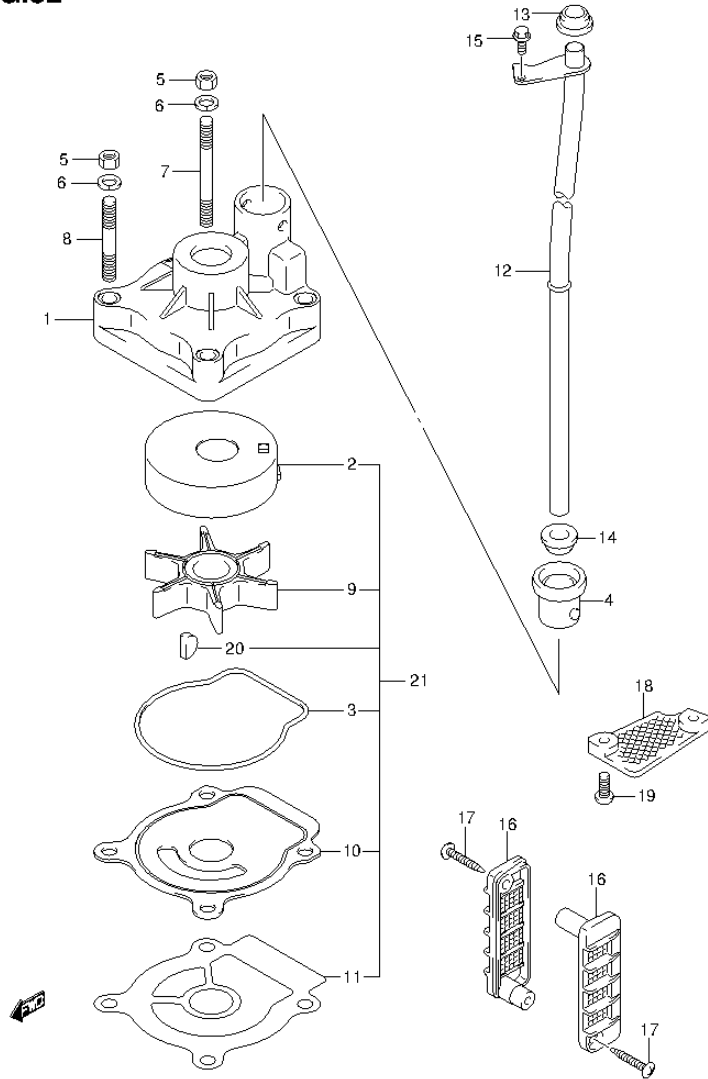


FIG.52 (1-E-12) WATER PUMP (DF40AQH E1)

REF NO.	PART NO.	DESCRIPTION	Q'TY	REMARKS
1	17410-88L00	CASE, WATER PUMP	1	
2	17413-95J00	SLEEVE, WATER PUMP CASE	1	
3	17416-95J00	SEALING, WATER PUMP CASE	1	
4	17564-88L00	BUSH, WATER PUMP CASE	1	
5	29141-93J00	NUT	4	
6	29162-93J00	WASHER, LOCK	4	
7	09108-06143	STUD BOLT	2	
8	09108-06144	STUD BOLT	2	
9	17461-96312	IMPELLER, WATER PUMP	1	
10	17471-95J01	PANEL, PUMP CASE UNDER	1	
11	17472-96303	GASKET, PUMP CASE UNDER	1	
12	17560-88L10	TUBE, WATER (L)	1	
13	17562-87L00	GROMMET, WATER TUBE UPPER	1	
14	17562-87L00	GROMMET, WATER TUBE LOWER	1	
15	09116-06094	BOLT (6X15)	1	
16	17631-96320	FILTER, WATER	2	
17	03142-04309	SCREW	2	
18-1	17635-87E00	FILTER, SUB WATER	1	
18-2	17635-87E10	PLATE, GEAR CASE	1	OPT
19	09125-05046	SCREW (5X12)	2	
20	09420-04006	KEY	1	
21	17400-88L00	WATER PUMP REPAIR KIT	1	OPT

FIG.53

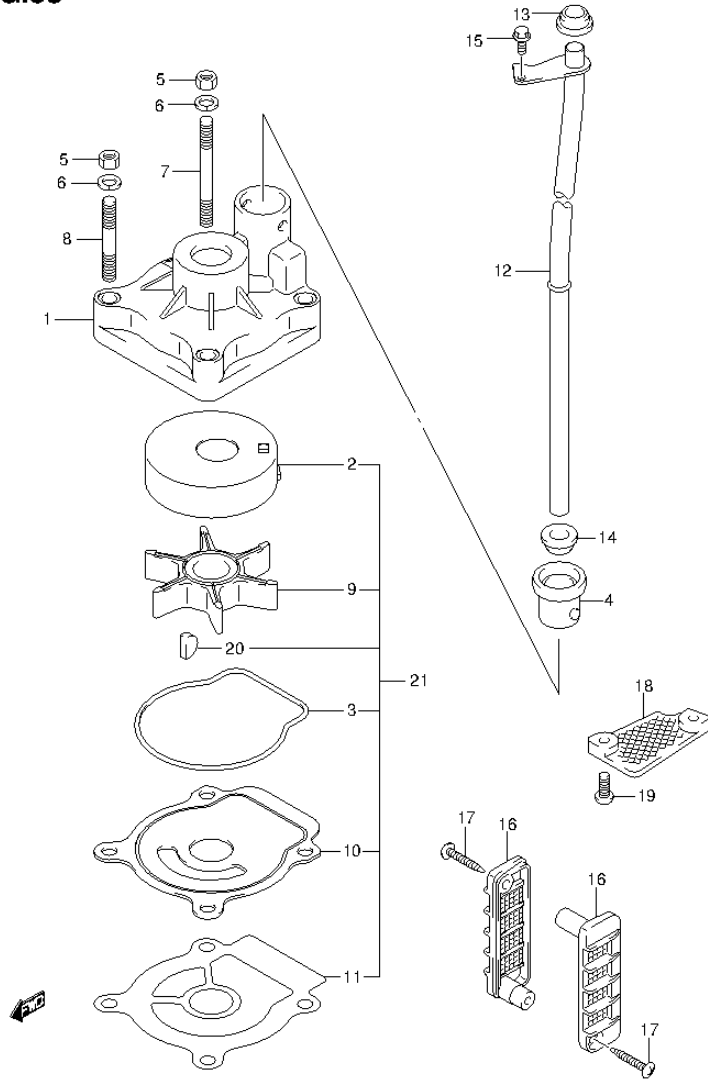


FIG.53 (1-E-13) WATER PUMP (DF40AST E34)

REF NO.	PART NO.	DESCRIPTION	Q'TY	REMARKS
1	17410-88L00	CASE, WATER PUMP	1	
2	17413-95J00	SLEEVE, WATER PUMP CASE	1	
3	17416-95J00	SEALING, WATER PUMP CASE	1	
4	17564-88L00	BUSH, WATER PUMP CASE	1	
5	29141-93J00	NUT	4	
6	29162-93J00	WASHER, LOCK	4	
7	09108-06143	STUD BOLT	2	
8	09108-06144	STUD BOLT	2	
9	17461-96312	IMPELLER, WATER PUMP	1	
10	17471-95J01	PANEL, PUMP CASE UNDER	1	
11	17472-96303	GASKET, PUMP CASE UNDER	1	
12-1	17560-88L00	TUBE, WATER (S)	1	W/TRANSOM(S)
12-2	17560-88L10	TUBE, WATER (L)	1	W/TRANSOM(L)
13	17562-87L00	GROMMET, WATER TUBE UPPER	1	
14	17562-87L00	GROMMET, WATER TUBE LOWER	1	W/TRANSOM(L)
15	09116-06094	BOLT (6X15)	1	
16	17631-96320	FILTER, WATER	2	
17	03142-04309	SCREW	2	
18-1	17635-87E00	FILTER, SUB WATER	1	
18-2	17635-87E10	PLATE, GEAR CASE	1	OPT
19	09125-05046	SCREW (5X12)	2	
20	09420-04006	KEY	1	
21	17400-88L00	WATER PUMP REPAIR KIT	1	OPT

FIG.54

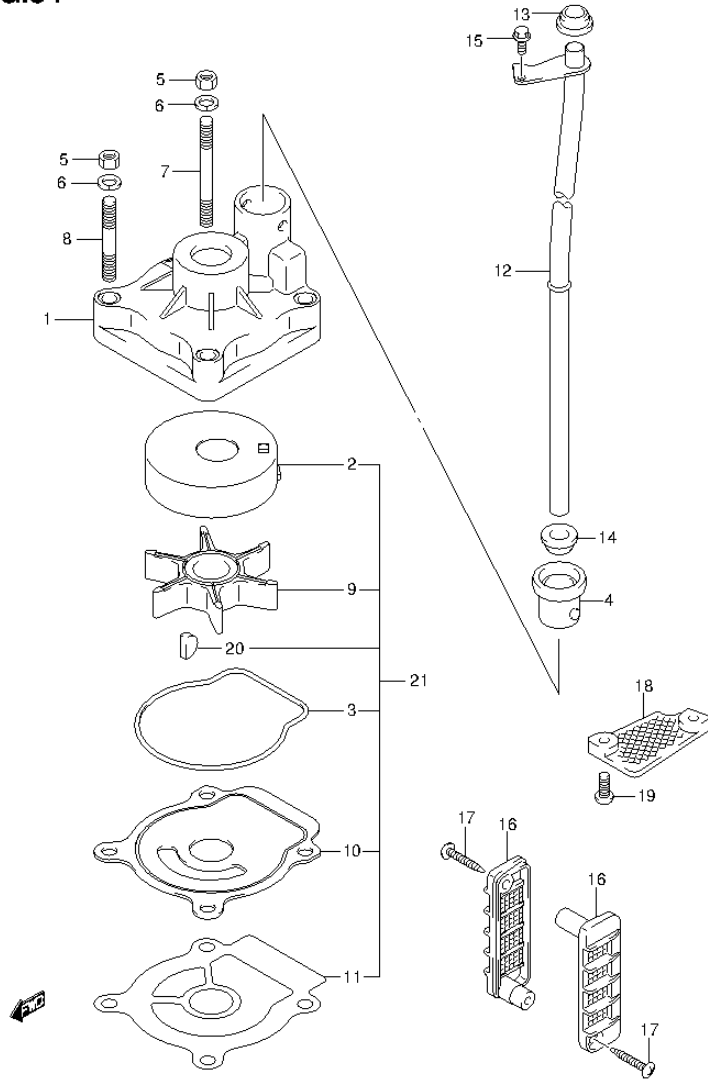


FIG.54 (1-E-14) WATER PUMP (DF50A E1)

REF NO.	PART NO.	DESCRIPTION	Q'TY	REMARKS
1	17410-88L00	CASE, WATER PUMP	1	
2	17413-95J00	SLEEVE, WATER PUMP CASE	1	
3	17416-95J00	SEALING, WATER PUMP CASE	1	
4	17564-88L00	BUSH, WATER PUMP CASE	1	
5	29141-93J00	NUT	4	
6	29162-93J00	WASHER, LOCK	4	
7	09108-06143	STUD BOLT	2	
8	09108-06144	STUD BOLT	2	
9	17461-96312	IMPELLER, WATER PUMP	1	
10	17471-95J01	PANEL, PUMP CASE UNDER	1	
11	17472-96303	GASKET, PUMP CASE UNDER	1	
12-1	17560-88L00	TUBE, WATER (S)	1	W/TRANSOM(S)
12-2	17560-88L10	TUBE, WATER (L)	1	W/TRANSOM(L)
13	17562-87L00	GROMMET, WATER TUBE UPPER	1	
14	17562-87L00	GROMMET, WATER TUBE LOWER	1	W/TRANSOM(L)
15	09116-06094	BOLT (6X15)	1	
16	17631-96320	FILTER, WATER	2	
17	03142-04309	SCREW	2	
18-1	17635-87E00	FILTER, SUB WATER	1	
18-2	17635-87E10	PLATE, GEAR CASE	1	OPT
19	09125-05046	SCREW (5X12)	2	
20	09420-04006	KEY	1	
21	17400-88L00	WATER PUMP REPAIR KIT	1	OPT

FIG.55

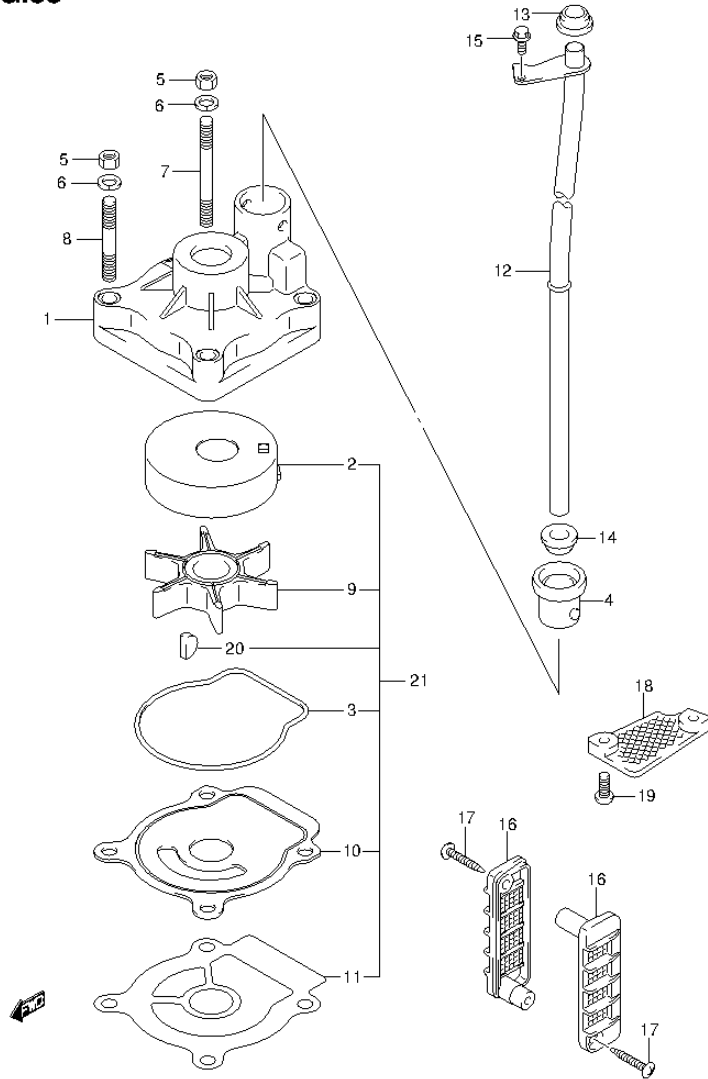


FIG.55 (1-E-15) WATER PUMP (DF50ATH E1)

REF NO.	PART NO.	DESCRIPTION	Q'TY	REMARKS
1	17410-88L00	CASE, WATER PUMP	1	
2	17413-95J00	SLEEVE, WATER PUMP CASE	1	
3	17416-95J00	SEALING, WATER PUMP CASE	1	
4	17564-88L00	BUSH, WATER PUMP CASE	1	
5	29141-93J00	NUT	4	
6	29162-93J00	WASHER, LOCK	4	
7	09108-06143	STUD BOLT	2	
8	09108-06144	STUD BOLT	2	
9	17461-96312	IMPELLER, WATER PUMP	1	
10	17471-95J01	PANEL, PUMP CASE UNDER	1	
11	17472-96303	GASKET, PUMP CASE UNDER	1	
12	17560-88L10	TUBE, WATER (L)	1	
13	17562-87L00	GROMMET, WATER TUBE UPPER	1	
14	17562-87L00	GROMMET, WATER TUBE LOWER	1	
15	09116-06094	BOLT (6X15)	1	
16	17631-96320	FILTER, WATER	2	
17	03142-04309	SCREW	2	
18-1	17635-87E00	FILTER, SUB WATER	1	
18-2	17635-87E10	PLATE, GEAR CASE	1	OPT
19	09125-05046	SCREW (5X12)	2	
20	09420-04006	KEY	1	
21	17400-88L00	WATER PUMP REPAIR KIT	1	OPT

FIG.56

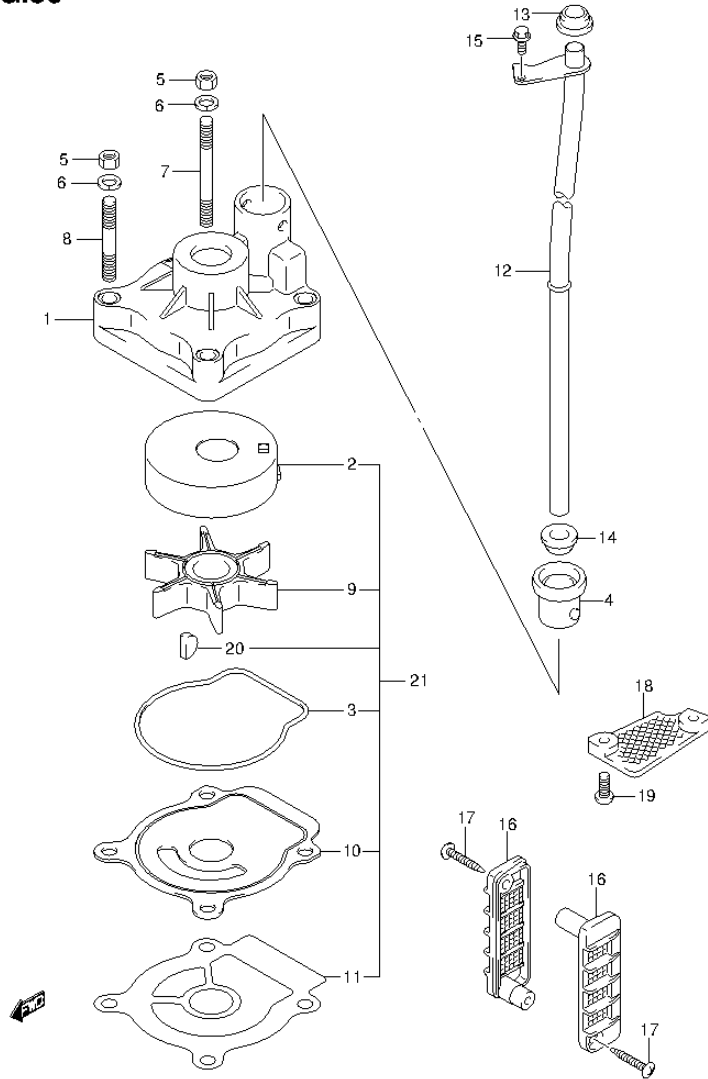


FIG.56 (1-F-2) WATER PUMP (DF60A E1)

REF NO.	PART NO.	DESCRIPTION	Q'TY	REMARKS
1	17410-88L00	CASE, WATER PUMP	1	
2	17413-95J00	SLEEVE, WATER PUMP CASE	1	
3	17416-95J00	SEALING, WATER PUMP CASE	1	
4	17564-88L00	BUSH, WATER PUMP CASE	1	
5	29141-93J00	NUT	4	
6	29162-93J00	WASHER, LOCK	4	
7	09108-06143	STUD BOLT	2	
8	09108-06144	STUD BOLT	2	
9	17461-96312	IMPELLER, WATER PUMP	1	
10	17471-95J01	PANEL, PUMP CASE UNDER	1	
11	17472-96303	GASKET, PUMP CASE UNDER	1	
12-1	17560-88L00	TUBE, WATER (S)	1	W/TRANSOM(S)
12-2	17560-88L10	TUBE, WATER (L)	1	W/TRANSOM(L)
12-3	17560-88L20	TUBE, WATER (X)	1	W/TRANSOM(X)
13	17562-87L00	GROMMET, WATER TUBE UPPER	1	
14	17562-87L00	GROMMET, WATER TUBE LOWER	1	W/TRANSOM(L) W/TRANSOM(X)
15	09116-06094	BOLT (6X15)	1	
16	17631-96320	FILTER, WATER	2	
17	03142-04309	SCREW	2	
18-1	17635-87E00	FILTER, SUB WATER	1	
18-2	17635-87E10	PLATE, GEAR CASE	1	OPT
19	09125-05046	SCREW (5X12)	2	
20	09420-04006	KEY	1	
21	17400-88L00	WATER PUMP REPAIR KIT	1	OPT

FIG.57

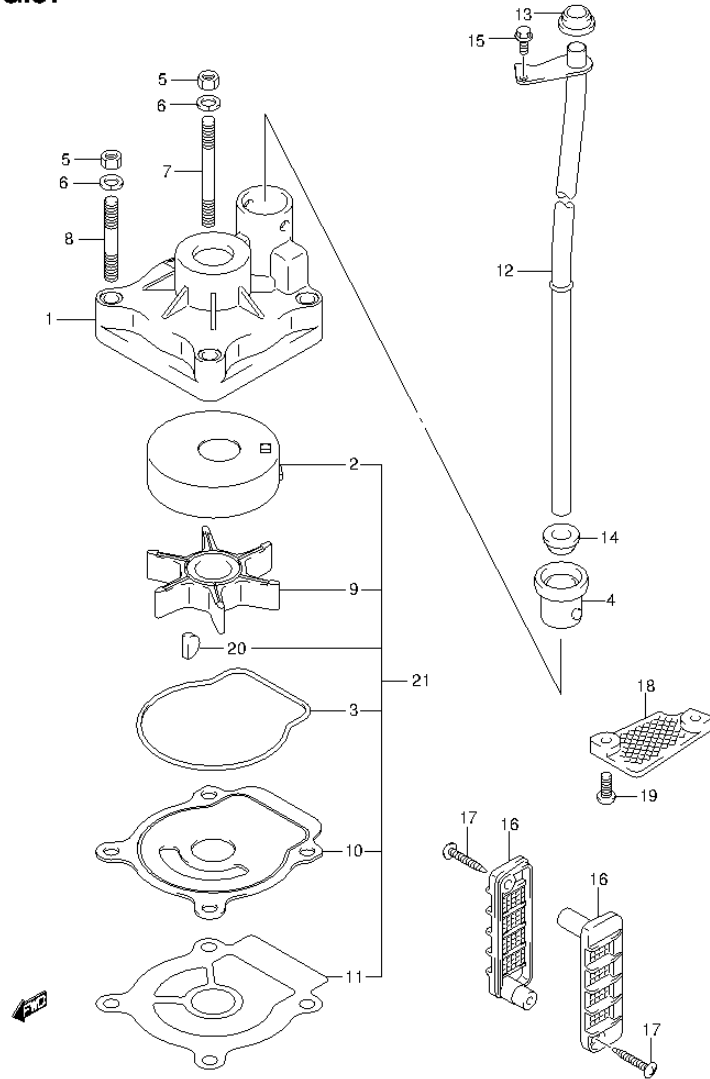


FIG.57 (1-F-3) WATER PUMP (DF60A E40)

REF NO.	PART NO.	DESCRIPTION	Q'TY	REMARKS
1	17410-88L00	CASE, WATER PUMP	1	
2	17413-95J10	SLEEVE, WATER PUMP CASE	1	
3	17416-95J00	SEALING, WATER PUMP CASE	1	
4	17564-88L00	BUSH, WATER PUMP CASE	1	
5	29141-93J00	NUT	4	
6	29162-93J00	WASHER, LOCK	4	
7	09108-06143	STUD BOLT	2	
8	09108-06144	STUD BOLT	2	
9	17461-96312	IMPELLER, WATER PUMP	1	
10	17471-95J10	PANEL, PUMP CASE UNDER	1	
11	17472-96303	GASKET, PUMP CASE UNDER	1	
12-1	17560-88L10	TUBE, WATER (L)	1	W/TRANSOM(L)
12-2	17560-88L20	TUBE, WATER (X)	1	W/TRANSOM(X)
13	17562-87L00	GROMMET, WATER TUBE UPPER	1	
14	17562-87L00	GROMMET, WATER TUBE LOWER	1	W/TRANSOM(L) W/TRANSOM(X)
15	09116-06094	BOLT (6X15)	1	
16	17631-96320	FILTER, WATER	2	
17	03142-04309	SCREW	2	
18-1	17635-87E00	FILTER, SUB WATER	1	
18-2	17635-87E10	PLATE, GEAR CASE	1	OPT
19	09125-05046	SCREW (5X12)	2	
20	09420-04006	KEY	1	
21	17400-88L00	WATER PUMP REPAIR KIT	1	OPT

FIG.58

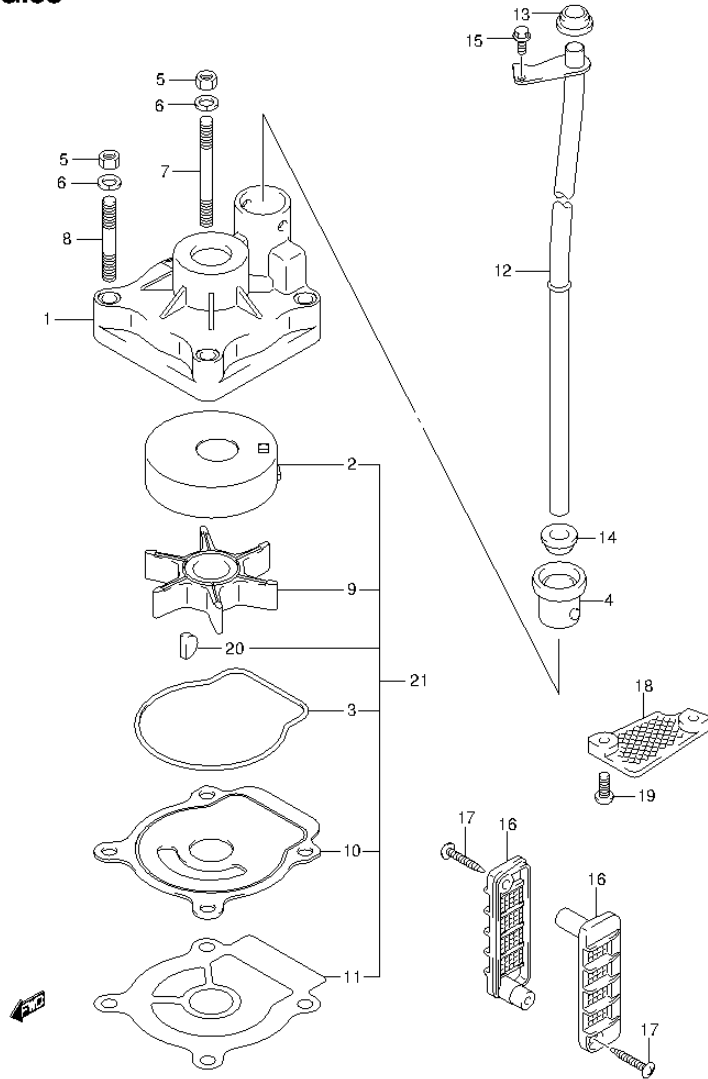


FIG.58 (1-F-4) WATER PUMP (DF60AQH E1)

REF NO.	PART NO.	DESCRIPTION	Q'TY	REMARKS
1	17410-88L00	CASE, WATER PUMP	1	
2	17413-95J00	SLEEVE, WATER PUMP CASE	1	
3	17416-95J00	SEALING, WATER PUMP CASE	1	
4	17564-88L00	BUSH, WATER PUMP CASE	1	
5	29141-93J00	NUT	4	
6	29162-93J00	WASHER, LOCK	4	
7	09108-06143	STUD BOLT	2	
8	09108-06144	STUD BOLT	2	
9	17461-96312	IMPELLER, WATER PUMP	1	
10	17471-95J01	PANEL, PUMP CASE UNDER	1	
11	17472-96303	GASKET, PUMP CASE UNDER	1	
12-1	17560-88L10	TUBE, WATER (L)	1	W/TRANSOM(L)
12-2	17560-88L20	TUBE, WATER (X)	1	W/TRANSOM(X)
13	17562-87L00	GROMMET, WATER TUBE UPPER	1	
14	17562-87L00	GROMMET, WATER TUBE LOWER	1	W/TRANSOM(L) W/TRANSOM(X)
15	09116-06094	BOLT (6X15)	1	
16	17631-96320	FILTER, WATER	2	
17	03142-04309	SCREW	2	
18-1	17635-87E00	FILTER, SUB WATER	1	
18-2	17635-87E10	PLATE, GEAR CASE	1	OPT
19	09125-05046	SCREW (5X12)	2	
20	09420-04006	KEY	1	
21	17400-88L00	WATER PUMP REPAIR KIT	1	OPT

FIG.59

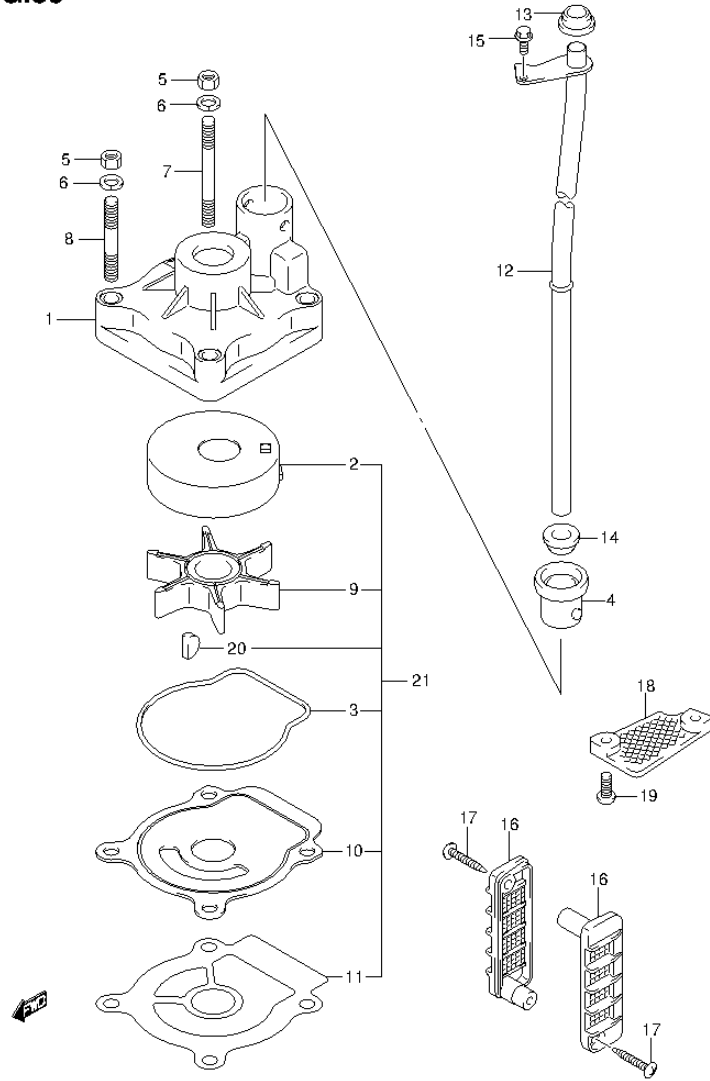


FIG.59 (1-F-5) WATER PUMP (DF60AQH E40)

REF NO.	PART NO.	DESCRIPTION	Q'TY	REMARKS
1	17410-88L00	CASE, WATER PUMP	1	
2	17413-95J10	SLEEVE, WATER PUMP CASE	1	
3	17416-95J00	SEALING, WATER PUMP CASE	1	
4	17564-88L00	BUSH, WATER PUMP CASE	1	
5	29141-93J00	NUT	4	
6	29162-93J00	WASHER, LOCK	4	
7	09108-06143	STUD BOLT	2	
8	09108-06144	STUD BOLT	2	
9	17461-96312	IMPELLER, WATER PUMP	1	
10	17471-95J10	PANEL, PUMP CASE UNDER	1	
11	17472-96303	GASKET, PUMP CASE UNDER	1	
12-1	17560-88L10	TUBE, WATER (L)	1	W/TRANSOM(L)
12-2	17560-88L20	TUBE, WATER (X)	1	W/TRANSOM(X)
13	17562-87L00	GROMMET, WATER TUBE UPPER	1	
14	17562-87L00	GROMMET, WATER TUBE LOWER	1	W/TRANSOM(L) W/TRANSOM(X)
15	09116-06094	BOLT (6X15)	1	
16	17631-96320	FILTER, WATER	2	
17	03142-04309	SCREW	2	
18-1	17635-87E00	FILTER, SUB WATER	1	
18-2	17635-87E10	PLATE, GEAR CASE	1	OPT
19	09125-05046	SCREW (5X12)	2	
20	09420-04006	KEY	1	
21	17400-88L00	WATER PUMP REPAIR KIT	1	OPT

FIG.60

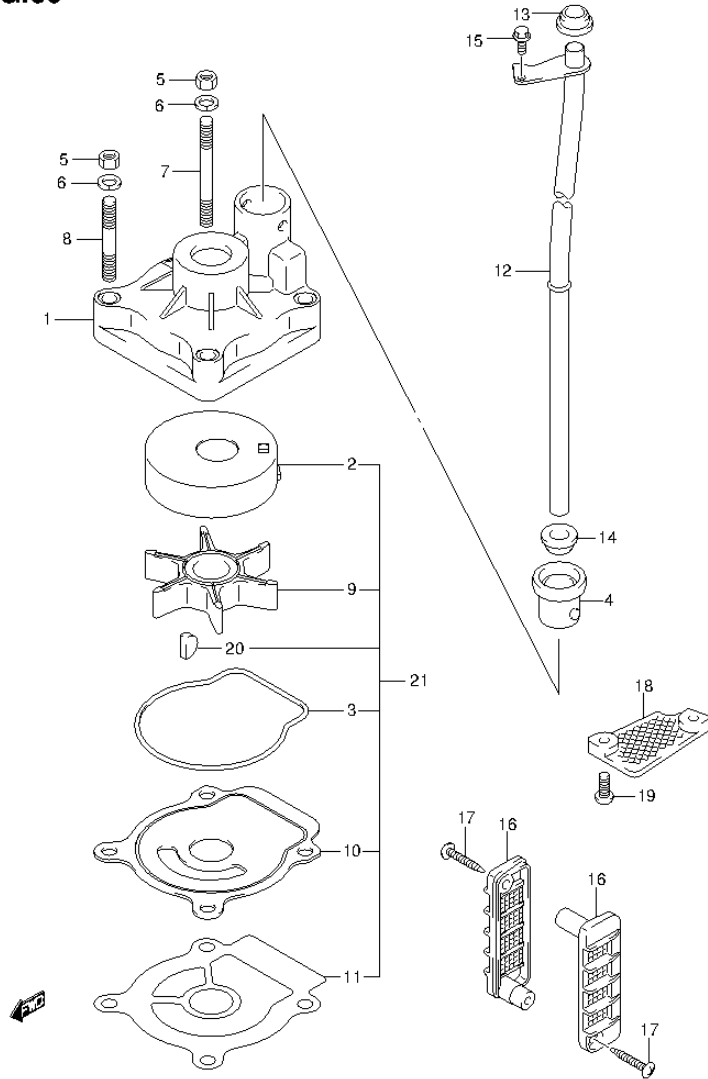


FIG.60 (1-F-6) WATER PUMP (DF60ATH E1)

REF NO.	PART NO.	DESCRIPTION	Q'TY	REMARKS
1	17410-88L00	CASE, WATER PUMP	1	
2	17413-95J00	SLEEVE, WATER PUMP CASE	1	
3	17416-95J00	SEALING, WATER PUMP CASE	1	
4	17564-88L00	BUSH, WATER PUMP CASE	1	
5	29141-93J00	NUT	4	
6	29162-93J00	WASHER, LOCK	4	
7	09108-06143	STUD BOLT	2	
8	09108-06144	STUD BOLT	2	
9	17461-96312	IMPELLER, WATER PUMP	1	
10	17471-95J01	PANEL, PUMP CASE UNDER	1	
11	17472-96303	GASKET, PUMP CASE UNDER	1	
12-1	17560-88L10	TUBE, WATER (L)	1	W/TRANSOM(L)
12-2	17560-88L20	TUBE, WATER (X)	1	W/TRANSOM(X)
13	17562-87L00	GROMMET, WATER TUBE UPPER	1	
14	17562-87L00	GROMMET, WATER TUBE LOWER	1	W/TRANSOM(L) W/TRANSOM(X)
15	09116-06094	BOLT (6X15)	1	
16	17631-96320	FILTER, WATER	2	
17	03142-04309	SCREW	2	
18-1	17635-87E00	FILTER, SUB WATER	1	
18-2	17635-87E10	PLATE, GEAR CASE	1	OPT
19	09125-05046	SCREW (5X12)	2	
20	09420-04006	KEY	1	
21	17400-88L00	WATER PUMP REPAIR KIT	1	OPT

FIG.61

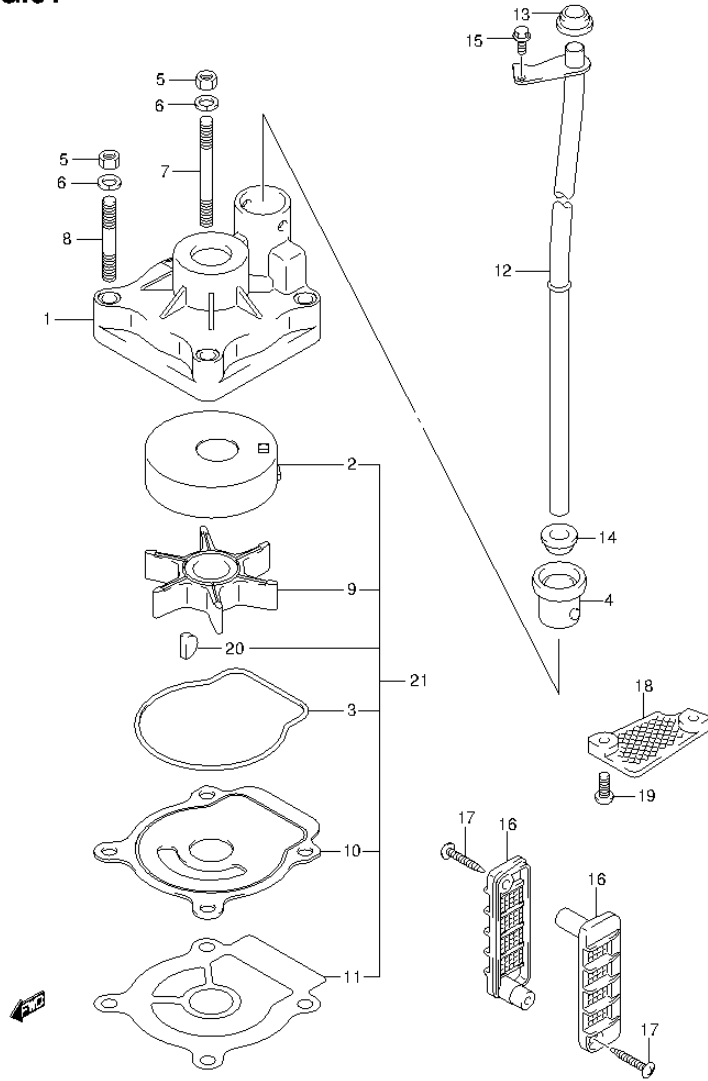


FIG.61 (1-F-7) WATER PUMP (DF60ATH E40)

REF NO.	PART NO.	DESCRIPTION	Q'TY	REMARKS
1	17410-88L00	CASE, WATER PUMP	1	
2	17413-95J10	SLEEVE, WATER PUMP CASE	1	
3	17416-95J00	SEALING, WATER PUMP CASE	1	
4	17564-88L00	BUSH, WATER PUMP CASE	1	
5	29141-93J00	NUT	4	
6	29162-93J00	WASHER, LOCK	4	
7	09108-06143	STUD BOLT	2	
8	09108-06144	STUD BOLT	2	
9	17461-96312	IMPELLER, WATER PUMP	1	
10	17471-95J10	PANEL, PUMP CASE UNDER	1	
11	17472-96303	GASKET, PUMP CASE UNDER	1	
12-1	17560-88L10	TUBE, WATER (L)	1	W/TRANSOM(L)
12-2	17560-88L20	TUBE, WATER (X)	1	W/TRANSOM(X)
13	17562-87L00	GROMMET, WATER TUBE UPPER	1	
14	17562-87L00	GROMMET, WATER TUBE LOWER	1	W/TRANSOM(L) W/TRANSOM(X)
15	09116-06094	BOLT (6X15)	1	
16	17631-96320	FILTER, WATER	2	
17	03142-04309	SCREW	2	
18-1	17635-87E00	FILTER, SUB WATER	1	
18-2	17635-87E10	PLATE, GEAR CASE	1	OPT
19	09125-05046	SCREW (5X12)	2	
20	09420-04006	KEY	1	
21	17400-88L00	WATER PUMP REPAIR KIT	1	OPT

FIG.62

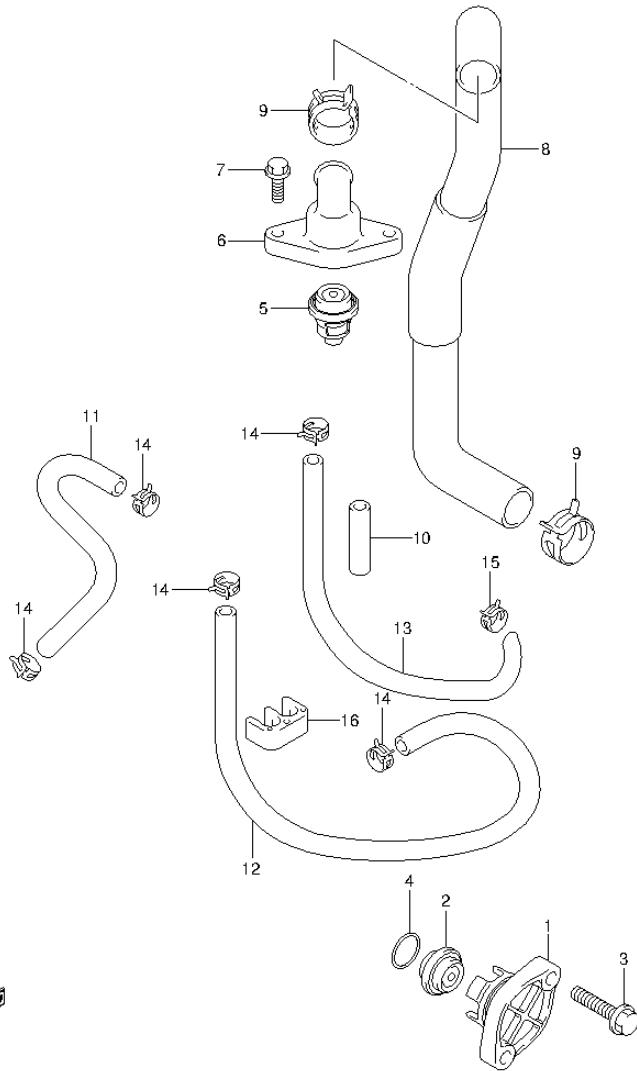


FIG.62 (1-F-8) THERMOSTAT

REF NO.	PART NO.	DESCRIPTION	Q'TY	REMARKS
1-1	17611-90J00-0EP	COVER, WATER PRESS VALVE (BLACK)	1	
1-2	17611-90J00-Y5S	COVER, WATER PRESS VALVE (WHITE)	1	
2	17660-99E01	VALVE, WATER PRESSURE	1	
3	09116-06121	BOLT (6X25)	2	
4	09280-26006	O RING (D:3.1,ID:26.4)	1	
5	17670-93953	THERMOSTAT (60C)	1	
6	17681-88L00	COVER, THERMOSTAT	1	
7	01550-06207	BOLT	2	
8	11196-88L00	HOSE, WATER RETURN	1	
9	09401-25406	CLIP	2	
10	18498-94J20	PROTECTOR, WATER HOSE	2	L:320->50
11	17712-88L00	HOSE (SEPARATOR TO INSP)	1	
12	09352-50903-600	HOSE (5X9X600)	1	L:600->500
13	09359-50901-980	HOSE	1	L:980->250
14	09401-08413	CLIP	5	
15	09401-10412	CLIP	1	
16	09408-00175	CLAMP	1	

FIG.63

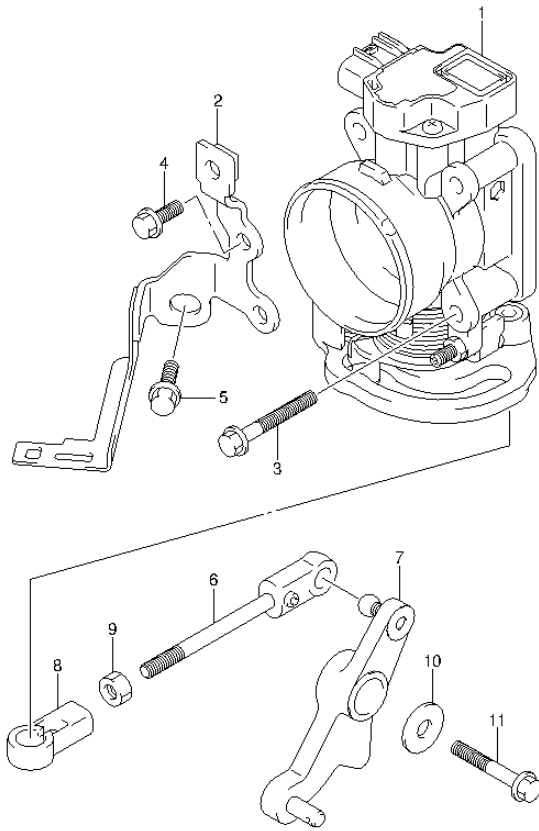


FIG.63 (1-F-9) THROTTLE BODY (DF40A E1)

REF NO.	PART NO.	DESCRIPTION	Q'TY	REMARKS
1	13300-88L00	BODY ASSY, THROTTLE	1	
2	13315-88L00	BRACKET, THROTTLE BODY	1	
3	01550-06457	BOLT	4	
4	01550-06167	BOLT	2	
5	01550-08207	BOLT	1	
6	13510-88L00	ROD, THROTTLE	1	
7	19120-88L01	LEVER, THROTTLE	1	
8	19131-95502	CONNECTOR, THROTTLE ROD	1	
9	09140-05005	NUT	1	
10	09160-06047	WASHER (6.5X20X2)	1	
11	01550-06407	BOLT	1	



FIG.64

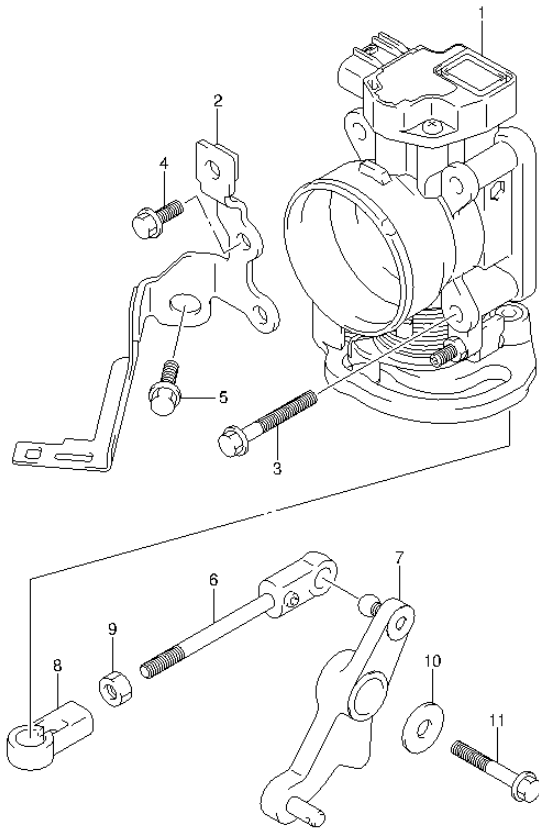


FIG.64 (1-F-10) THROTTLE BODY (DF40AQH E1)

REF NO.	PART NO.	DESCRIPTION	Q'TY	REMARKS
1	13300-88L00	BODY ASSY, THROTTLE	1	
2	13315-88L00	BRACKET, THROTTLE BODY	1	
3	01550-06457	BOLT	4	
4	01550-06167	BOLT	2	
5	01550-08207	BOLT	1	
6	13510-88L00	ROD, THROTTLE	1	
7	19120-88L11	LEVER, THROTTLE	1	
8	19131-95502	CONNECTOR, THROTTLE ROD	1	
9	09140-05005	NUT	1	
10	09160-06047	WASHER (6.5X20X2)	1	
11	01550-06407	BOLT	1	

FIG.65

FIG.65 (1-F-11) THROTTLE BODY (DF40AST E34)

REF NO.	PART NO.	DESCRIPTION	Q'TY	REMARKS
1	13300-88L00	BODY ASSY, THROTTLE	1	
2	13315-88L00	BRACKET, THROTTLE BODY	1	
3	01550-06457	BOLT	4	
4	01550-06167	BOLT	2	
5	01550-08207	BOLT	1	
6	13510-88L00	ROD, THROTTLE	1	
7	19120-88L01	LEVER, THROTTLE	1	
8	19131-95502	CONNECTOR, THROTTLE ROD	1	
9	09140-05005	NUT	1	
10	09160-06047	WASHER (6.5X20X2)	1	
11	01550-06407	BOLT	1	
12	13815-88L00	RESTRICTOR, INTAKE	1	

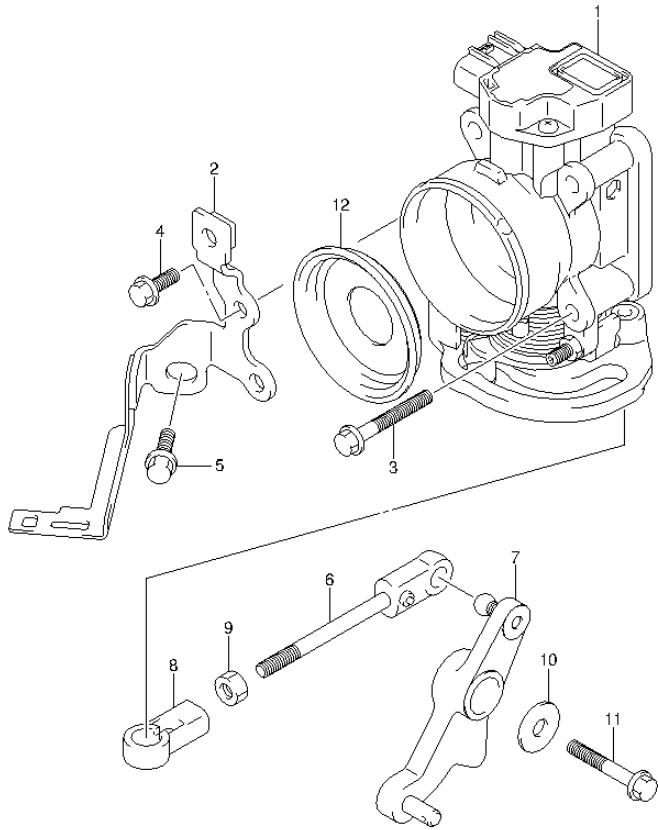


FIG.66

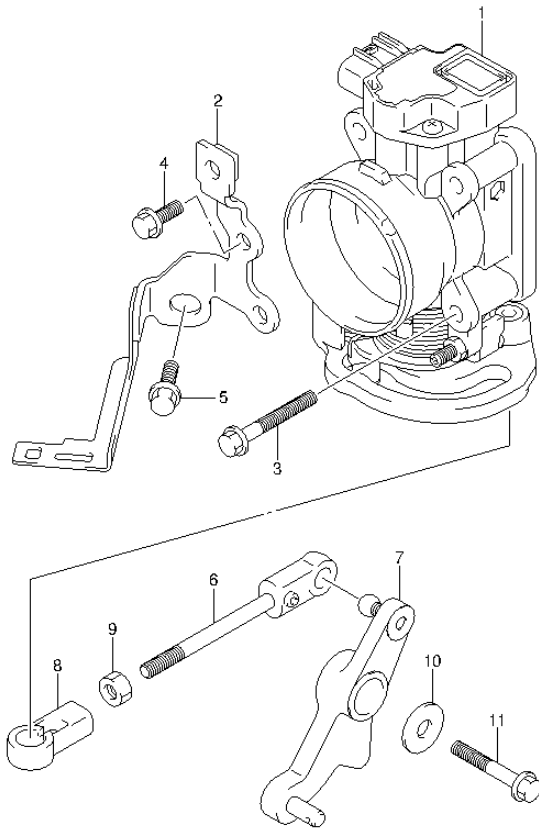


FIG.66 (1-F-12) THROTTLE BODY (DF50A E1)

REF NO.	PART NO.	DESCRIPTION	Q'TY	REMARKS
1	13300-88L00	BODY ASSY, THROTTLE	1	
2	13315-88L00	BRACKET, THROTTLE BODY	1	
3	01550-06457	BOLT	4	
4	01550-06167	BOLT	2	
5	01550-08207	BOLT	1	
6	13510-88L00	ROD, THROTTLE	1	
7	19120-88L01	LEVER, THROTTLE	1	
8	19131-95502	CONNECTOR, THROTTLE ROD	1	
9	09140-05005	NUT	1	
10	09160-06047	WASHER (6.5X20X2)	1	
11	01550-06407	BOLT	1	

FIG.67

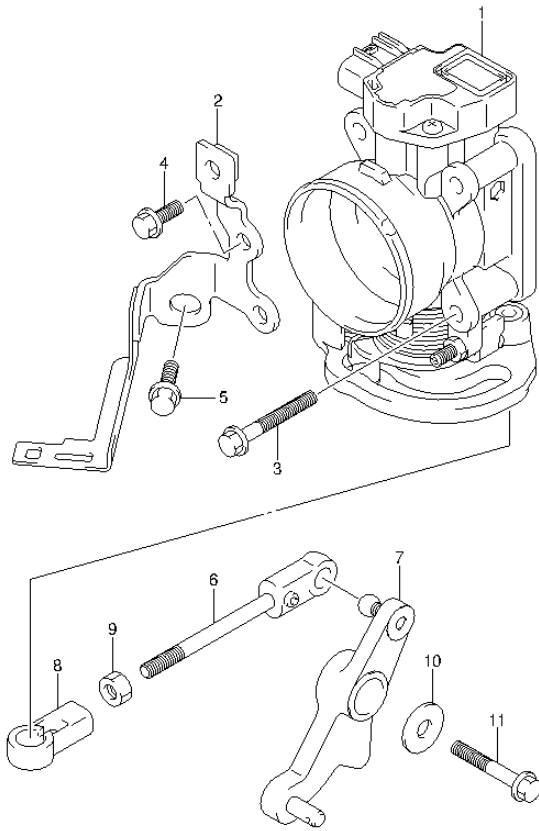


FIG.67 (1-F-13) THROTTLE BODY (DF50ATH E1)

REF NO.	PART NO.	DESCRIPTION	Q'TY	REMARKS
1	13300-88L00	BODY ASSY, THROTTLE	1	
2	13315-88L00	BRACKET, THROTTLE BODY	1	
3	01550-06457	BOLT	4	
4	01550-06167	BOLT	2	
5	01550-08207	BOLT	1	
6	13510-88L00	ROD, THROTTLE	1	
7	19120-88L11	LEVER, THROTTLE	1	
8	19131-95502	CONNECTOR, THROTTLE ROD	1	
9	09140-05005	NUT	1	
10	09160-06047	WASHER (6.5X20X2)	1	
11	01550-06407	BOLT	1	

FIG.68

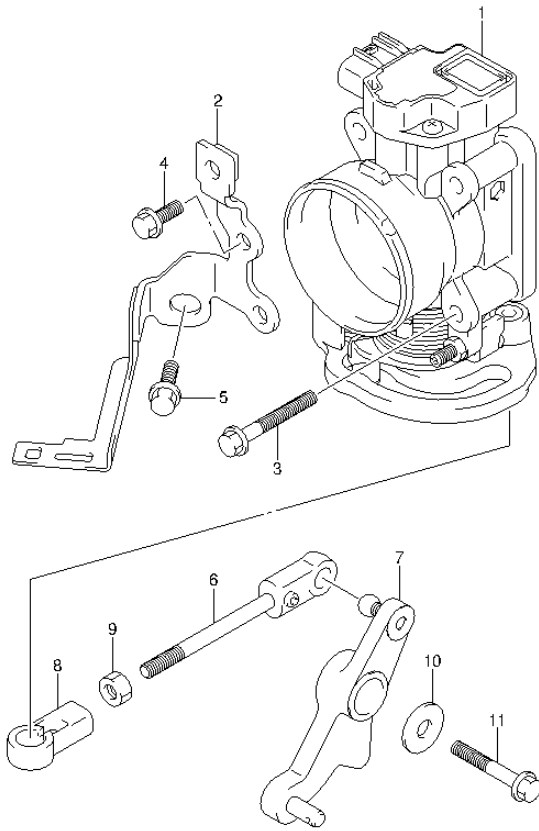


FIG.68 (1-F-14) THROTTLE BODY (DF60A E1)

REF NO.	PART NO.	DESCRIPTION	Q'TY	REMARKS
1	13300-88L00	BODY ASSY, THROTTLE	1	
2	13315-88L00	BRACKET, THROTTLE BODY	1	
3	01550-06457	BOLT	4	
4	01550-06167	BOLT	2	
5	01550-08207	BOLT	1	
6	13510-88L00	ROD, THROTTLE	1	
7	19120-88L01	LEVER, THROTTLE	1	
8	19131-95502	CONNECTOR, THROTTLE ROD	1	
9	09140-05005	NUT	1	
10	09160-06047	WASHER (6.5X20X2)	1	
11	01550-06407	BOLT	1	

FIG.69

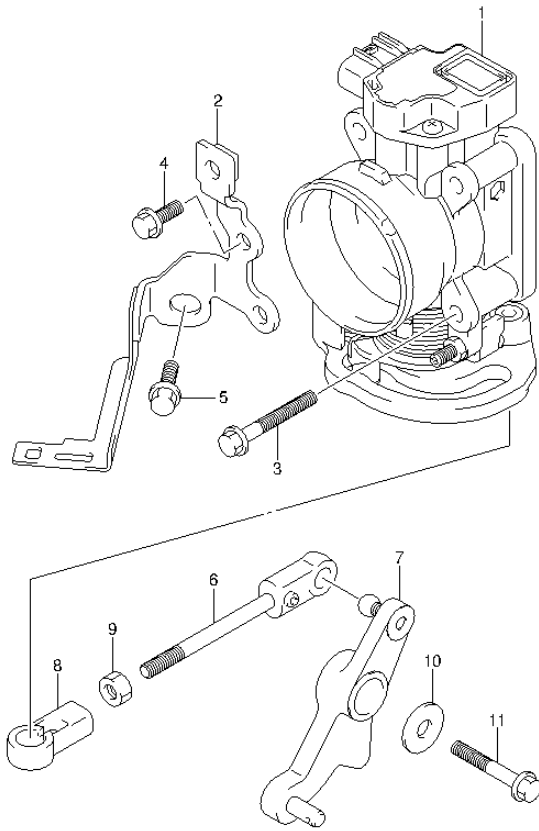


FIG.69 (1-F-15) THROTTLE BODY (DF60A E40)

REF NO.	PART NO.	DESCRIPTION	Q'TY	REMARKS
1	13300-88L00	BODY ASSY, THROTTLE	1	
2	13315-88L00	BRACKET, THROTTLE BODY	1	
3	01550-06457	BOLT	4	
4	01550-06167	BOLT	2	
5	01550-08207	BOLT	1	
6	13510-88L00	ROD, THROTTLE	1	
7	19120-88L01	LEVER, THROTTLE	1	
8	19131-95502	CONNECTOR, THROTTLE ROD	1	
9	09140-05005	NUT	1	
10	09160-06047	WASHER (6.5X20X2)	1	
11	01550-06407	BOLT	1	



FIG.70

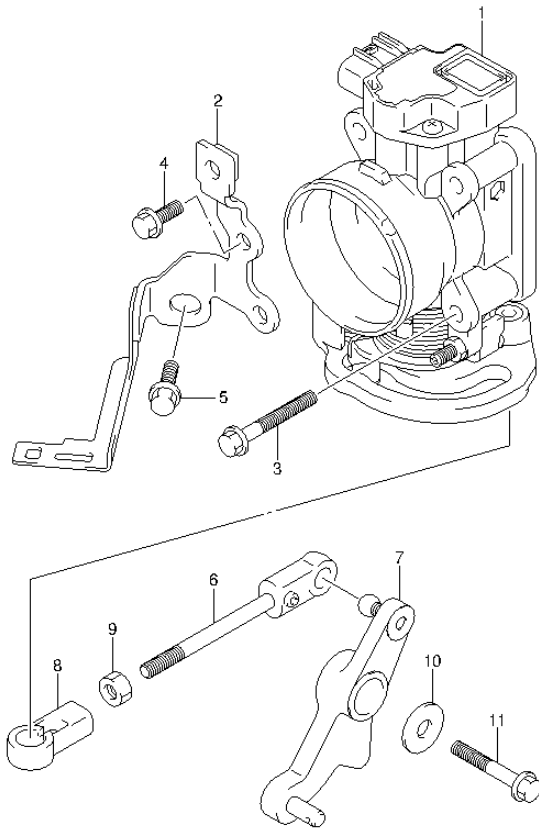


FIG.70 (1-G-2) THROTTLE BODY (DF60AQH E1)

REF NO.	PART NO.	DESCRIPTION	Q'TY	REMARKS
1	13300-88L00	BODY ASSY, THROTTLE	1	
2	13315-88L00	BRACKET, THROTTLE BODY	1	
3	01550-06457	BOLT	4	
4	01550-06167	BOLT	2	
5	01550-08207	BOLT	1	
6	13510-88L00	ROD, THROTTLE	1	
7	19120-88L11	LEVER, THROTTLE	1	
8	19131-95502	CONNECTOR, THROTTLE ROD	1	
9	09140-05005	NUT	1	
10	09160-06047	WASHER (6.5X20X2)	1	
11	01550-06407	BOLT	1	



FIG.71

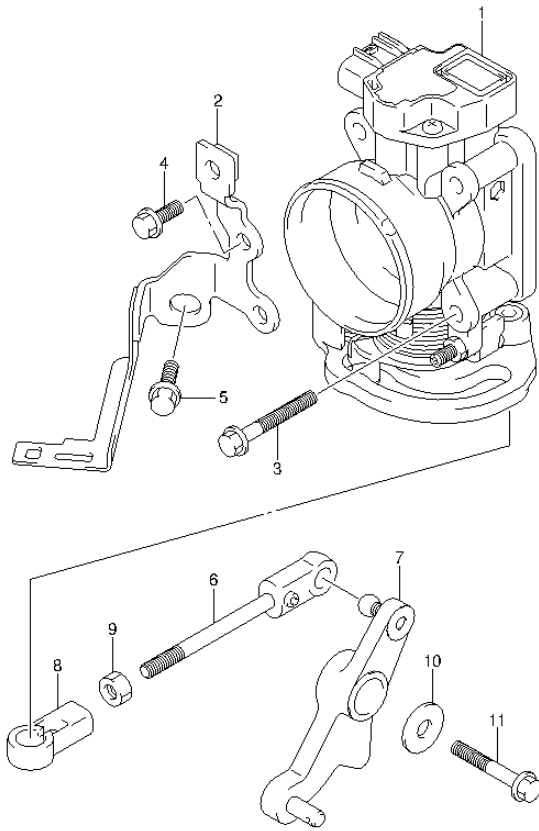


FIG.71 (1-G-3) THROTTLE BODY (DF60AQH E40)

REF NO.	PART NO.	DESCRIPTION	Q'TY	REMARKS
1	13300-88L00	BODY ASSY, THROTTLE	1	
2	13315-88L00	BRACKET, THROTTLE BODY	1	
3	01550-06457	BOLT	4	
4	01550-06167	BOLT	2	
5	01550-08207	BOLT	1	
6	13510-88L00	ROD, THROTTLE	1	
7	19120-88L11	LEVER, THROTTLE	1	
8	19131-95502	CONNECTOR, THROTTLE ROD	1	
9	09140-05005	NUT	1	
10	09160-06047	WASHER (6.5X20X2)	1	
11	01550-06407	BOLT	1	



FIG.72

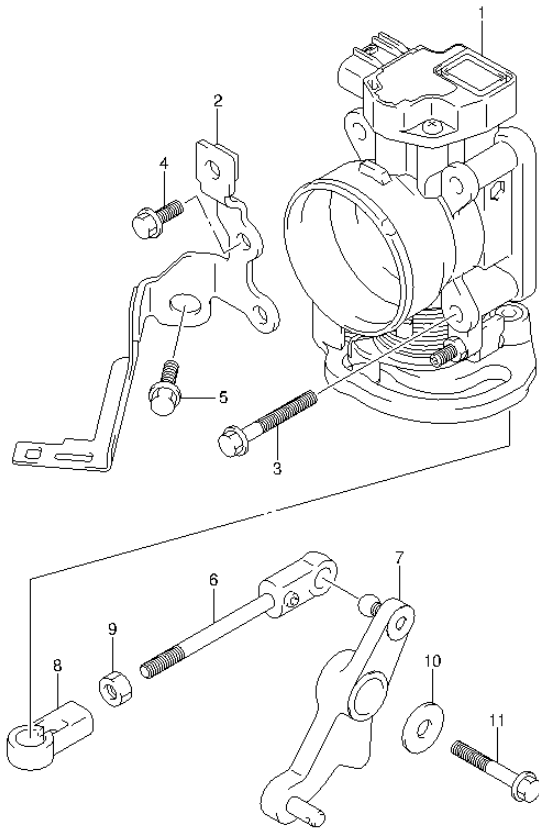


FIG.72 (1-G-4) THROTTLE BODY (DF60ATH E1)

REF NO.	PART NO.	DESCRIPTION	Q'TY	REMARKS
1	13300-88L00	BODY ASSY, THROTTLE	1	
2	13315-88L00	BRACKET, THROTTLE BODY	1	
3	01550-06457	BOLT	4	
4	01550-06167	BOLT	2	
5	01550-08207	BOLT	1	
6	13510-88L00	ROD, THROTTLE	1	
7	19120-88L11	LEVER, THROTTLE	1	
8	19131-95502	CONNECTOR, THROTTLE ROD	1	
9	09140-05005	NUT	1	
10	09160-06047	WASHER (6.5X20X2)	1	
11	01550-06407	BOLT	1	



FIG.73

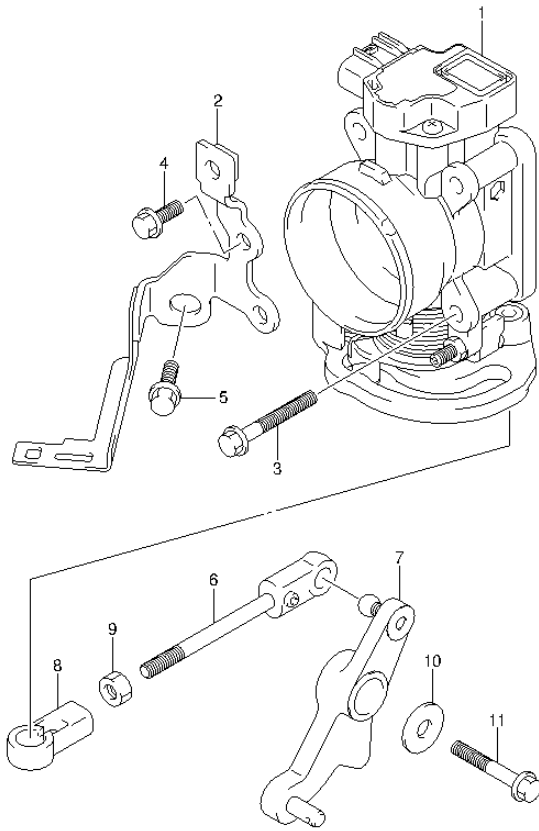


FIG.73 (1-G-5) THROTTLE BODY (DF60ATH E40)

REF NO.	PART NO.	DESCRIPTION	Q'TY	REMARKS
1	13300-88L00	BODY ASSY, THROTTLE	1	
2	13315-88L00	BRACKET, THROTTLE BODY	1	
3	01550-06457	BOLT	4	
4	01550-06167	BOLT	2	
5	01550-08207	BOLT	1	
6	13510-88L00	ROD, THROTTLE	1	
7	19120-88L11	LEVER, THROTTLE	1	
8	19131-95502	CONNECTOR, THROTTLE ROD	1	
9	09140-05005	NUT	1	
10	09160-06047	WASHER (6.5X20X2)	1	
11	01550-06407	BOLT	1	



FIG.74

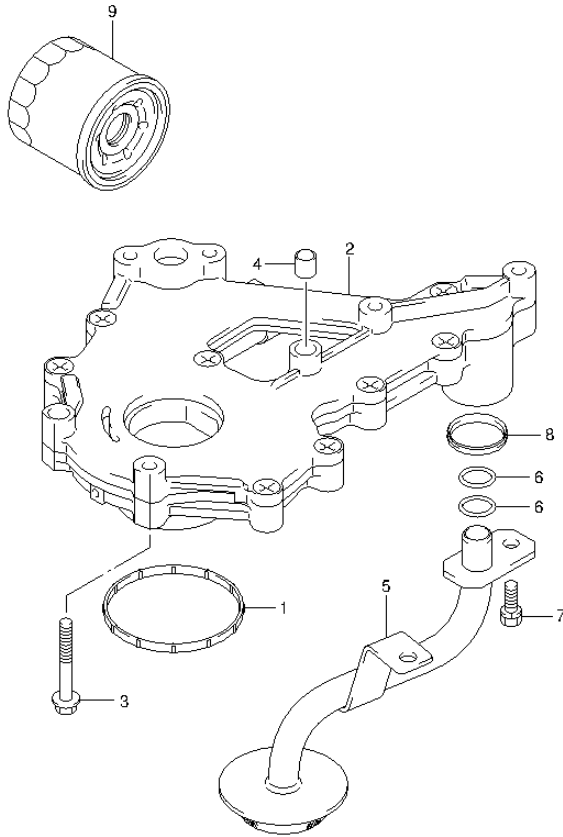


FIG.74 (1-G-6) OIL PUMP

REF NO.	PART NO.	DESCRIPTION	Q'TY	REMARKS
1	11433-88L00	GASKET, UNDER OIL SEAL	1	
2	16400-88L00	PUMP ASSY, OIL	1	
3	01547-0640A	BOLT	7	
4	04211-09109	PIN	2	
5	16520-88L00	STRAINER, OIL PUMP	1	
6	09280-12008	O RING (D:2.4,ID:12.3)	2	
7	01570-0616A	BOLT	2	
8	16519-87L00	SEAL, ENGINE HOLDER	1	
9	16510-87J00	FILTER ASSY, OIL	1	



FIG.75

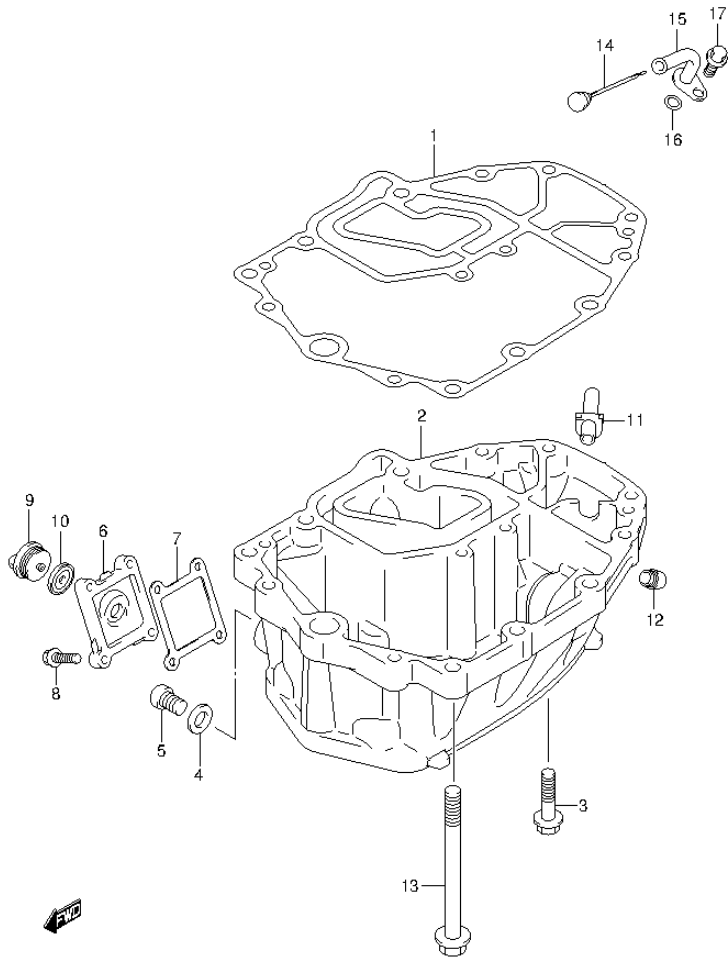
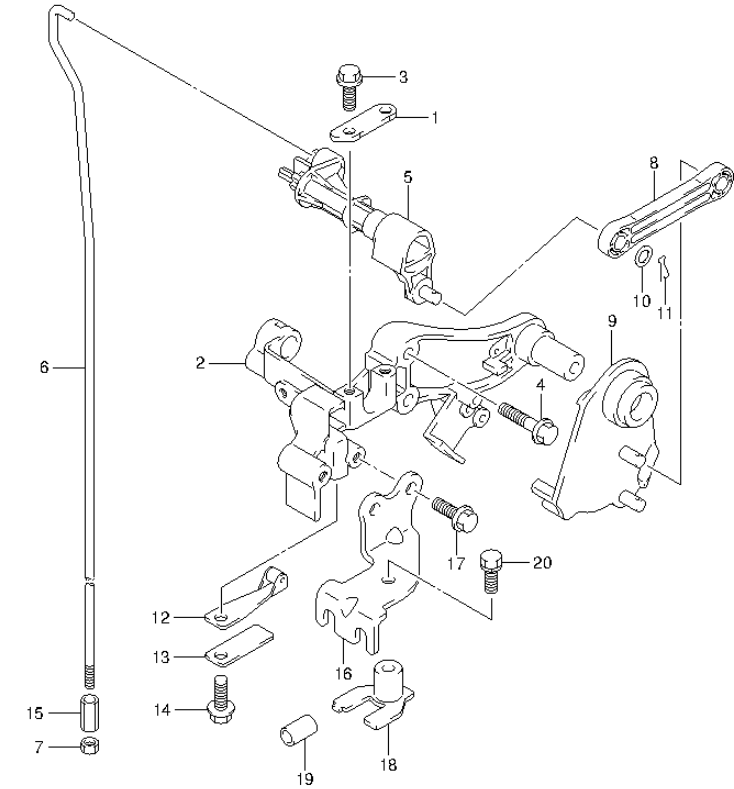


FIG.75 (1-G-7) OIL PAN

REF NO.	PART NO.	DESCRIPTION	Q'TY	REMARKS
1	11489-88L00	GASKET, OIL PAN	1	
2-1	11501-88L01-0EP	PAN, OIL (BLACK)	1	
2-2	11501-88L01-Y5S	PAN, OIL (WHITE)	1	
3	09116-08128	BOLT (8X40)	6	
4	09168-12012	GASKET (12.5X20X2.5)	1	
5	09248-12009	PLUG	1	OIL DRAIN
6-1	11551-88L00-0EP	COVER, WATER JACKET OIL PAN (BLACK)	1	
6-2	11551-88L00-Y5S	COVER, WATER JACKET OIL PAN (WHITE)	1	
7	11552-88L00	GASKET, OIL PAN WTR JKT COV	1	
8	09116-06121	BOLT (6X25)	4	
9	17913-93J00	PLUG, WATER	1	
10	17914-93J00	GASKET, WATER PLUG	1	
11	11543-88L00	SILENCER, EXHAUST	1	
12	43112-99E00	PIPE, EXHAUST	1	
13	09116-10124	BOLT (10X150)	6	
14	16910-88L00	GAUGE, OIL LEVEL	1	
15	16930-88L00	GUIDE, OIL LEVEL GAUGE	1	
16	09280-09008	O RING (D:2.1,ID:8.8)	1	
17	01550-06127	BOLT	1	

FIG.76

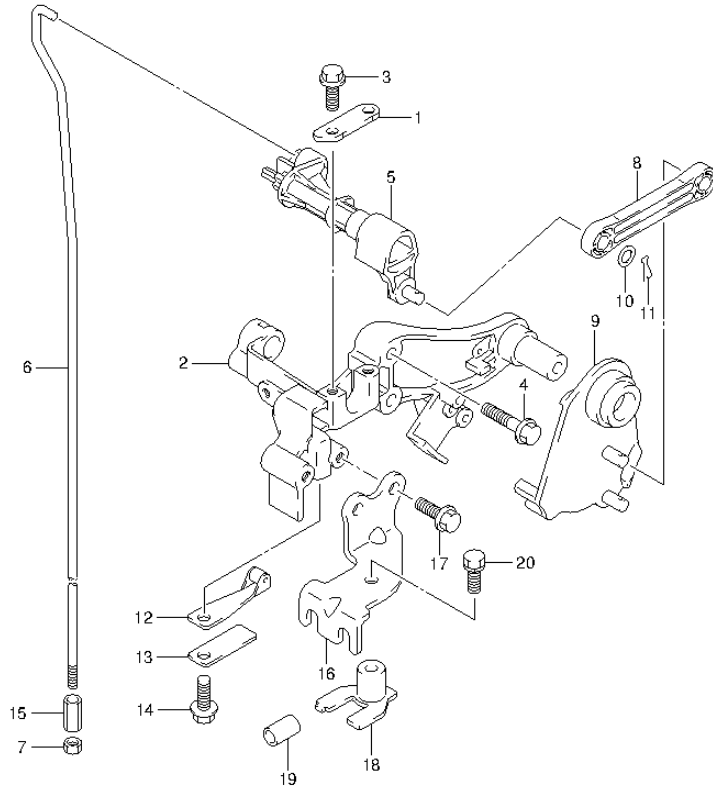
FIG.76 (1-G-8) CLUTCH SHAFT (DF40A E1)



REF NO.	PART NO.	DESCRIPTION	Q'TY	REMARKS
1	21126-88L00	HOLDER, CLUTCH SHAFT	1	
2	21151-88L00	HOLDER, CLUTCH LEVER	1	
3	01550-06167	BOLT	2	
4	01550-06307	BOLT	2	
5	21210-88L00	SHAFT, CLUTCH	1	
6-1	23111-88L00	ROD, CLUTCH (S)	1	W/TRANSOM(S)
6-2	23111-88L10	ROD, CLUTCH (L)	1	W/TRANSOM(L)
7	29141-93J00	NUT, CLUTCH ROD	1	
8	23115-88L00	LINK, CLUTCH LEVER	1	
9	23210-88L00	LEVER, CLUTCH CONTROL	1	
10	09160-06055	WASHER (7X12X1)	2	
11	09385-06012	CLIP	2	
12	23213-89J01	SPRING, NOTCH PLATE NO.1	1	
13	23214-89J00	SPRING, NOTCH PLATE NO.2	1	
14	01550-06127	BOLT	1	
15	23311-95J00	TURNBUCKLE, CLUTCH ROD	1	
16	67341-88L01	HOLDER, REMOCON CABLE	1	
17	01550-06167	BOLT	2	
18	67343-88L01	STOPPER, REMOCON CABLE	1	
19	09352-70103-600	HOSE (7X10.2X600)	2	L:600->14
20	01570-06167	BOLT	1	

FIG.77

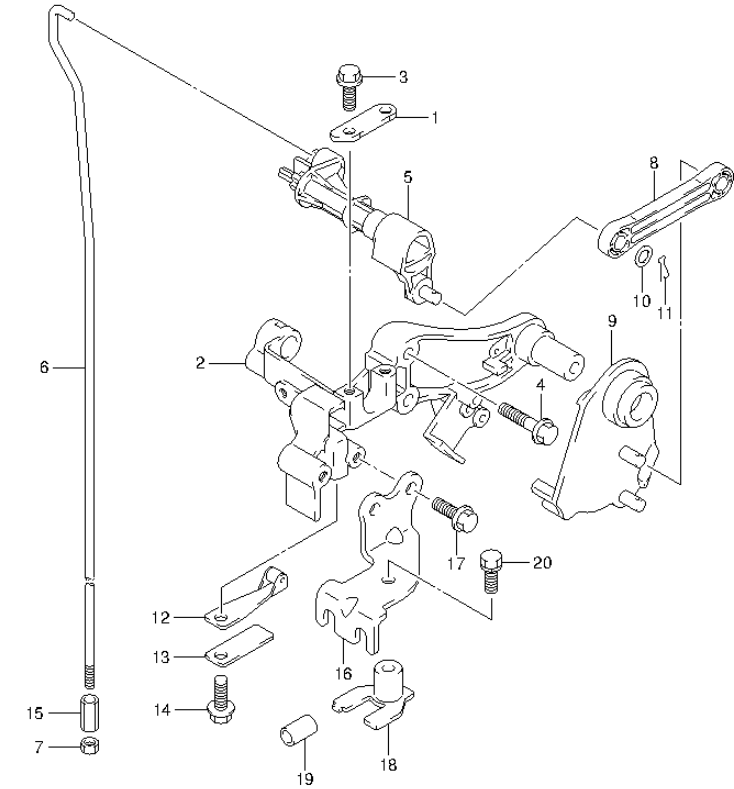
FIG.77 (1-G-9) CLUTCH SHAFT (DF40AQH E1)



REF NO.	PART NO.	DESCRIPTION	Q'TY	REMARKS
1	21126-88L00	HOLDER, CLUTCH SHAFT	1	
2	21151-88L00	HOLDER, CLUTCH LEVER	1	
3	01550-06167	BOLT	2	
4	01550-06307	BOLT	2	
5	21210-88L00	SHAFT, CLUTCH	1	
6	23111-88L10	ROD, CLUTCH (L)	1	W/TRANSOM(L)
7	29141-93J00	NUT, CLUTCH ROD	1	
8	23115-88L00	LINK, CLUTCH LEVER	1	
9	23210-88L00	LEVER, CLUTCH CONTROL	1	
10	09160-06055	WASHER (7X12X1)	2	
11	09385-06012	CLIP	2	
12	23213-89J01	SPRING, NOTCH PLATE NO.1	1	
13	23214-89J00	SPRING, NOTCH PLATE NO.2	1	
14	01550-06127	BOLT	1	
15	23311-95J00	TURNBUCKLE, CLUTCH ROD	1	
16	67341-88L01	HOLDER, REMOCON CABLE	1	
17	01550-06167	BOLT	2	
18	67343-88L01	STOPPER, REMOCON CABLE	1	
19	09352-70103-600	HOSE (7X10.2X600)	2	L:600->14
20	01570-06167	BOLT	1	

FIG.78

FIG.78 (1-G-10) CLUTCH SHAFT (DF40AST E34)



REF NO.	PART NO.	DESCRIPTION	Q'TY	REMARKS
1	21126-88L00	HOLDER, CLUTCH SHAFT	1	
2	21151-88L00	HOLDER, CLUTCH LEVER	1	
3	01550-06167	BOLT	2	
4	01550-06307	BOLT	2	
5	21210-88L00	SHAFT, CLUTCH	1	
6-1	23111-88L00	ROD, CLUTCH (S)	1	W/TRANSOM(S)
6-2	23111-88L10	ROD, CLUTCH (L)	1	W/TRANSOM(L)
7	29141-93J00	NUT, CLUTCH ROD	1	
8	23115-88L00	LINK, CLUTCH LEVER	1	
9	23210-88L00	LEVER, CLUTCH CONTROL	1	
10	09160-06055	WASHER (7X12X1)	2	
11	09385-06012	CLIP	2	
12	23213-89J01	SPRING, NOTCH PLATE NO.1	1	
13	23214-89J00	SPRING, NOTCH PLATE NO.2	1	
14	01550-06127	BOLT	1	
15	23311-95J00	TURNBUCKLE, CLUTCH ROD	1	
16	67341-88L01	HOLDER, REMOCON CABLE	1	
17	01550-06167	BOLT	2	
18	67343-88L01	STOPPER, REMOCON CABLE	1	
19	09352-70103-600	HOSE (7X10.2X600)	2	L:600->14
20	01570-06167	BOLT	1	

FIG.79

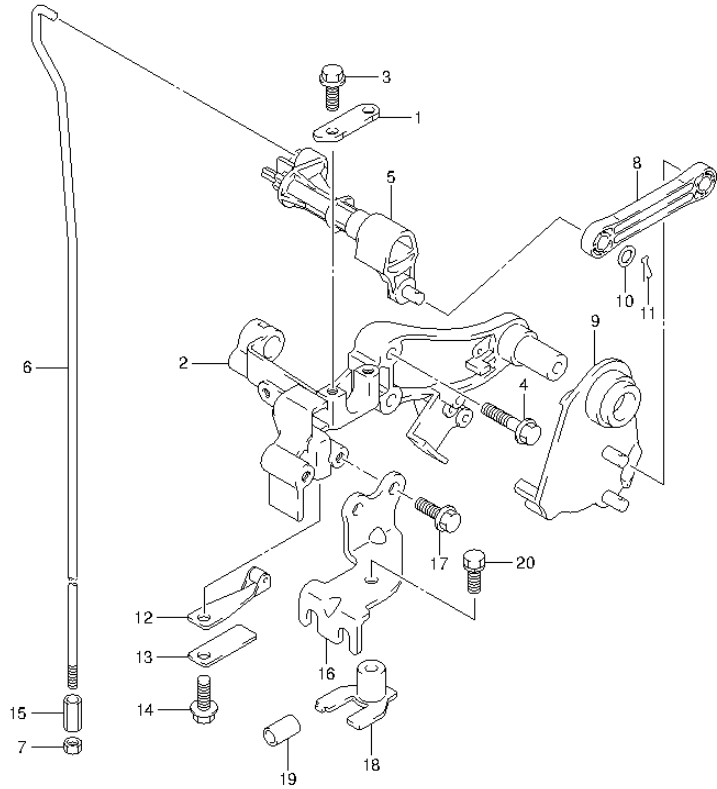
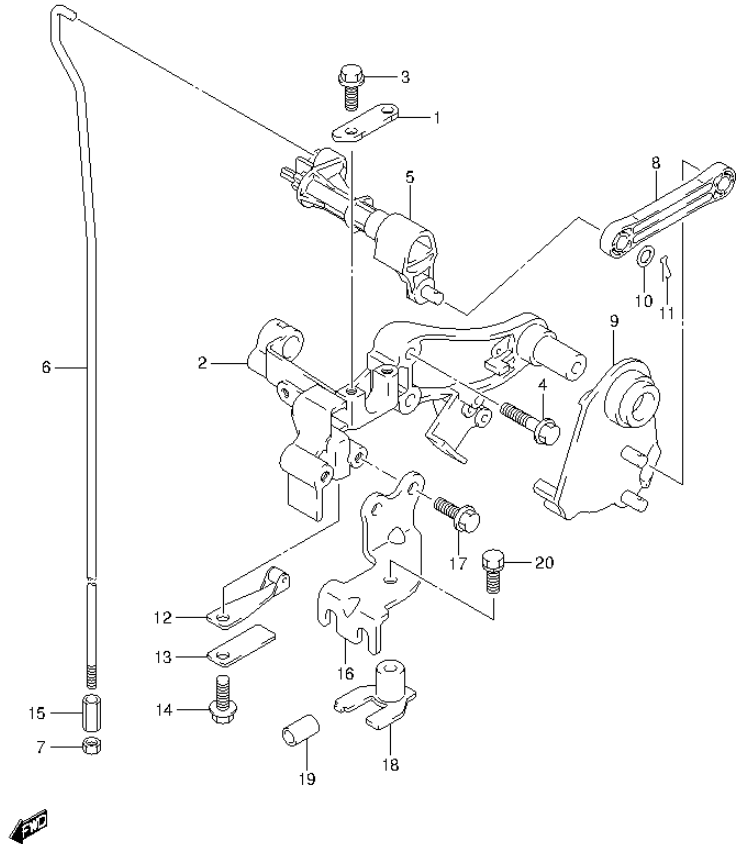


FIG.79 (1-G-11) CLUTCH SHAFT (DF50A E1)

REF NO.	PART NO.	DESCRIPTION	Q'TY	REMARKS
1	21126-88L00	HOLDER, CLUTCH SHAFT	1	
2	21151-88L00	HOLDER, CLUTCH LEVER	1	
3	01550-06167	BOLT	2	
4	01550-06307	BOLT	2	
5	21210-88L00	SHAFT, CLUTCH	1	
6-1	23111-88L00	ROD, CLUTCH (S)	1	W/TRANSOM(S)
6-2	23111-88L10	ROD, CLUTCH (L)	1	W/TRANSOM(L)
7	29141-93J00	NUT, CLUTCH ROD	1	
8	23115-88L00	LINK, CLUTCH LEVER	1	
9	23210-88L00	LEVER, CLUTCH CONTROL	1	
10	09160-06055	WASHER (7X12X1)	2	
11	09385-06012	CLIP	2	
12	23213-89J01	SPRING, NOTCH PLATE NO.1	1	
13	23214-89J00	SPRING, NOTCH PLATE NO.2	1	
14	01550-06127	BOLT	1	
15	23311-95J00	TURNBUCKLE, CLUTCH ROD	1	
16	67341-88L01	HOLDER, REMOCON CABLE	1	
17	01550-06167	BOLT	2	
18	67343-88L01	STOPPER, REMOCON CABLE	1	
19	09352-70103-600	HOSE (7X10.2X600)	2	L:600->14
20	01570-06167	BOLT	1	

FIG.80

FIG.80 (1-G-12) CLUTCH SHAFT (DF50ATH E1)



REF NO.	PART NO.	DESCRIPTION	Q'TY	REMARKS
1	21126-88L00	HOLDER, CLUTCH SHAFT	1	
2	21151-88L00	HOLDER, CLUTCH LEVER	1	
3	01550-06167	BOLT	2	
4	01550-06307	BOLT	2	
5	21210-88L00	SHAFT, CLUTCH	1	
6	23111-88L10	ROD, CLUTCH (L)	1	
7	29141-93J00	NUT, CLUTCH ROD	1	
8	23115-88L00	LINK, CLUTCH LEVER	1	
9	23210-88L00	LEVER, CLUTCH CONTROL	1	
10	09160-06055	WASHER (7X12X1)	2	
11	09385-06012	CLIP	2	
12	23213-89J01	SPRING, NOTCH PLATE NO.1	1	
13	23214-89J00	SPRING, NOTCH PLATE NO.2	1	
14	01550-06127	BOLT	1	
15	23311-95J00	TURNBUCKLE, CLUTCH ROD	1	
16	67341-88L01	HOLDER, REMOCON CABLE	1	
17	01550-06167	BOLT	2	
18	67343-88L01	STOPPER, REMOCON CABLE	1	
19	09352-70103-600	HOSE (7X10.2X600)	2	L:600->14
20	01570-06167	BOLT	1	

FIG.81

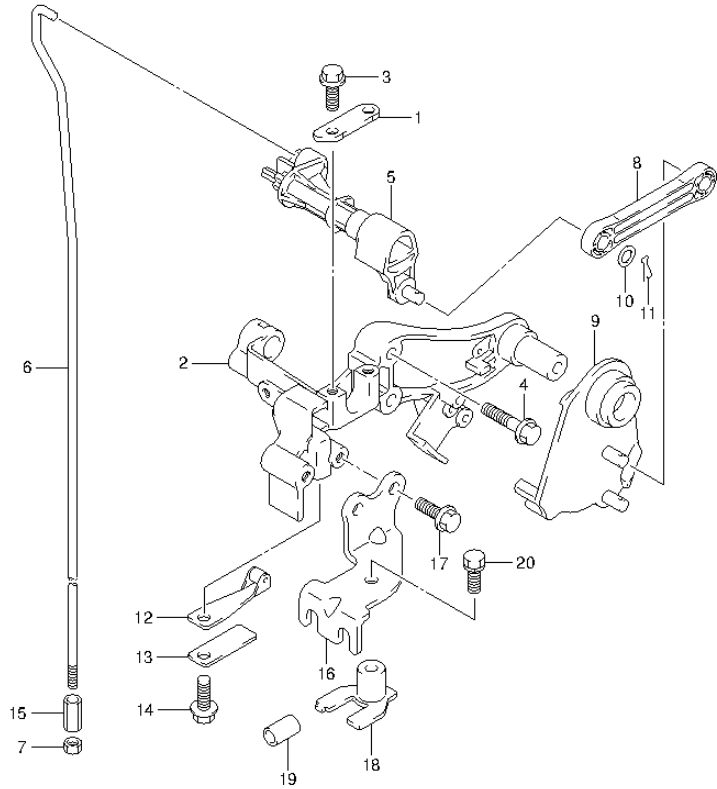
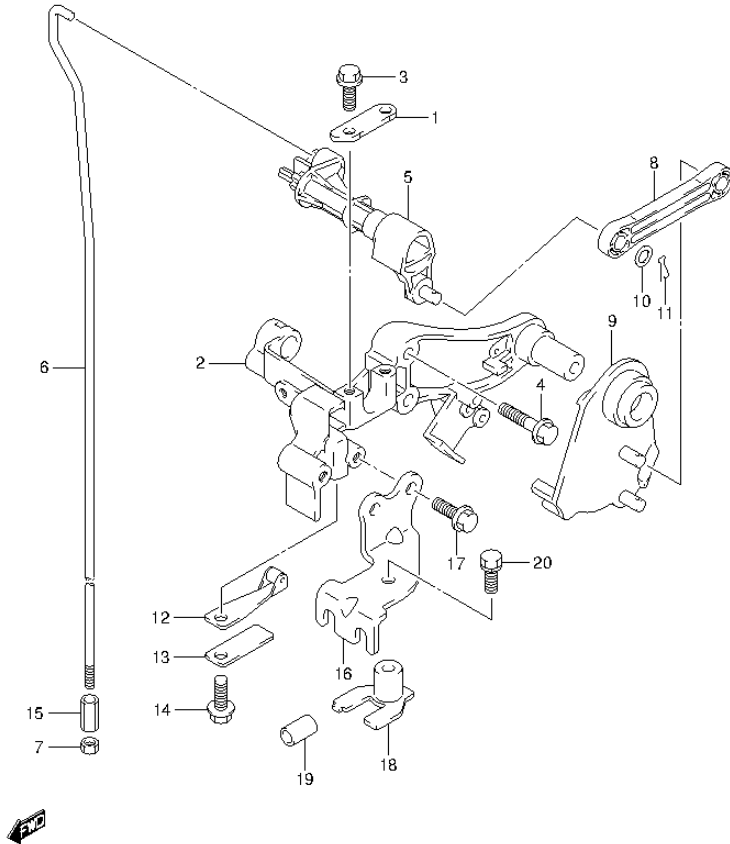


FIG.81 (1-G-13) CLUTCH SHAFT (DF60A E1)

REF NO.	PART NO.	DESCRIPTION	Q'TY	REMARKS
1	21126-88L00	HOLDER, CLUTCH SHAFT	1	
2	21151-88L00	HOLDER, CLUTCH LEVER	1	
3	01550-06167	BOLT	2	
4	01550-06307	BOLT	2	
5	21210-88L00	SHAFT, CLUTCH	1	
6-1	23111-88L00	ROD, CLUTCH (S)	1	W/TRANSOM(S)
6-2	23111-88L10	ROD, CLUTCH (L)	1	W/TRANSOM(L)
6-3	23111-88L10	ROD, CLUTCH (L)	1	W/TRANSOM(X)
7	29141-93J00	NUT, CLUTCH ROD	1	
8	23115-88L00	LINK, CLUTCH LEVER	1	
9	23210-88L00	LEVER, CLUTCH CONTROL	1	
10	09160-06055	WASHER (7X12X1)	2	
11	09385-06012	CLIP	2	
12	23213-89J01	SPRING, NOTCH PLATE NO.1	1	
13	23214-89J00	SPRING, NOTCH PLATE NO.2	1	
14	01550-06127	BOLT	1	
15	23311-95J00	TURNBUCKLE, CLUTCH ROD	1	
16	67341-88L01	HOLDER, REMOCON CABLE	1	
17	01550-06167	BOLT	2	
18	67343-88L01	STOPPER, REMOCON CABLE	1	
19	09352-70103-600	HOSE (7X10.2X600)	2	L:600->14
20	01570-06167	BOLT	1	

FIG.82

FIG.82 (1-G-14) CLUTCH SHAFT (DF60A E40)



REF NO.	PART NO.	DESCRIPTION	Q'TY	REMARKS
1	21126-88L00	HOLDER, CLUTCH SHAFT	1	
2	21151-88L00	HOLDER, CLUTCH LEVER	1	
3	01550-06167	BOLT	2	
4	01550-06307	BOLT	2	
5	21210-88L00	SHAFT, CLUTCH	1	
6-1	23111-88L10	ROD, CLUTCH (L)	1	W/TRANSOM(L)
6-2	23111-88L10	ROD, CLUTCH (L)	1	W/TRANSOM(X)
7	29141-93J00	NUT, CLUTCH ROD	1	
8	23115-88L00	LINK, CLUTCH LEVER	1	
9	23210-88L00	LEVER, CLUTCH CONTROL	1	
10	09160-06055	WASHER (7X12X1)	2	
11	09385-06012	CLIP	2	
12	23213-89J01	SPRING, NOTCH PLATE NO.1	1	
13	23214-89J00	SPRING, NOTCH PLATE NO.2	1	
14	01550-06127	BOLT	1	
15	23311-95J00	TURNBUCKLE, CLUTCH ROD	1	
16	67341-88L01	HOLDER, REMOCON CABLE	1	
17	01550-06167	BOLT	2	
18	67343-88L01	STOPPER, REMOCON CABLE	1	
19	09352-70103-600	HOSE (7X10.2X600)	2	L:600->14
20	01570-06167	BOLT	1	

FIG.83

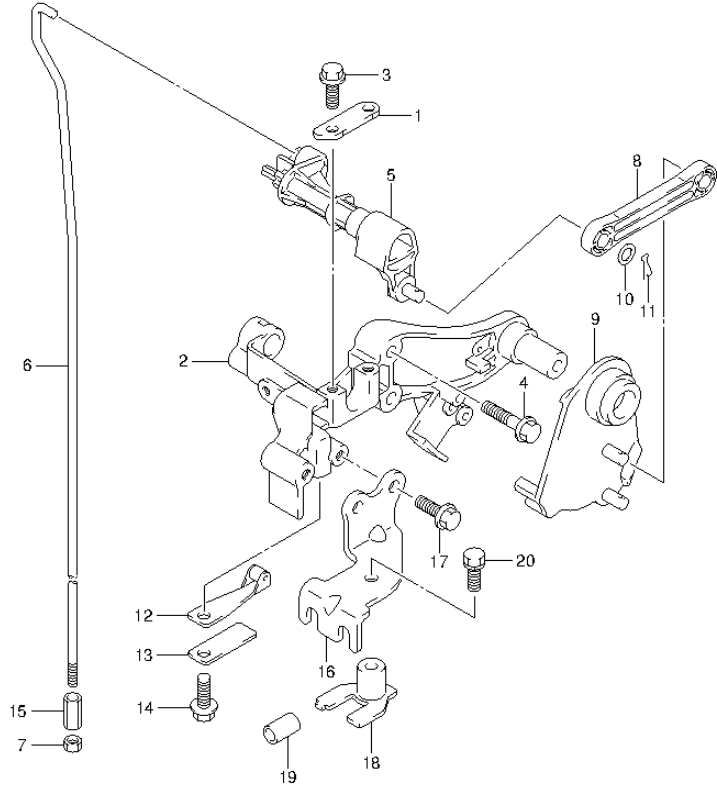
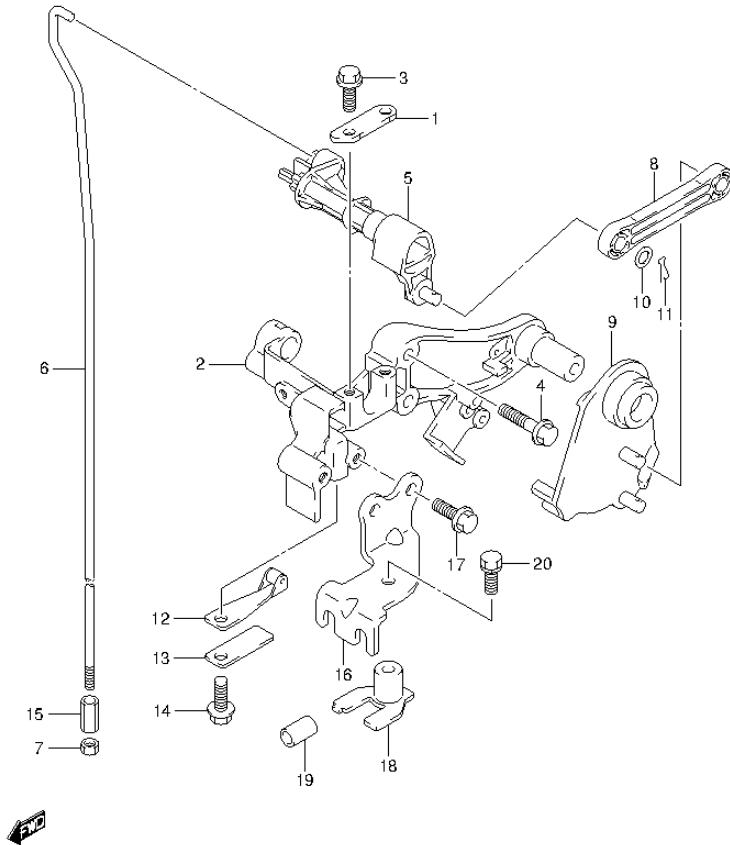


FIG.83 (1-G-15) CLUTCH SHAFT (DF60AQH E1)

REF NO.	PART NO.	DESCRIPTION	Q'TY	REMARKS
1	21126-88L00	HOLDER, CLUTCH SHAFT	1	
2	21151-88L00	HOLDER, CLUTCH LEVER	1	
3	01550-06167	BOLT	2	
4	01550-06307	BOLT	2	
5	21210-88L00	SHAFT, CLUTCH	1	
6-1	23111-88L10	ROD, CLUTCH (L)	1	W/TRANSOM(L)
6-2	23111-88L10	ROD, CLUTCH (L)	1	W/TRANSOM(X)
7	29141-93J00	NUT, CLUTCH ROD	1	
8	23115-88L00	LINK, CLUTCH LEVER	1	
9	23210-88L00	LEVER, CLUTCH CONTROL	1	
10	09160-06055	WASHER (7X12X1)	2	
11	09385-06012	CLIP	2	
12	23213-89J01	SPRING, NOTCH PLATE NO.1	1	
13	23214-89J00	SPRING, NOTCH PLATE NO.2	1	
14	01550-06127	BOLT	1	
15	23311-95J00	TURNBUCKLE, CLUTCH ROD	1	
16	67341-88L01	HOLDER, REMOCON CABLE	1	
17	01550-06167	BOLT	2	
18	67343-88L01	STOPPER, REMOCON CABLE	1	
19	09352-70103-600	HOSE (7X10.2X600)	2	L:600->14
20	01570-06167	BOLT	1	

FIG.84

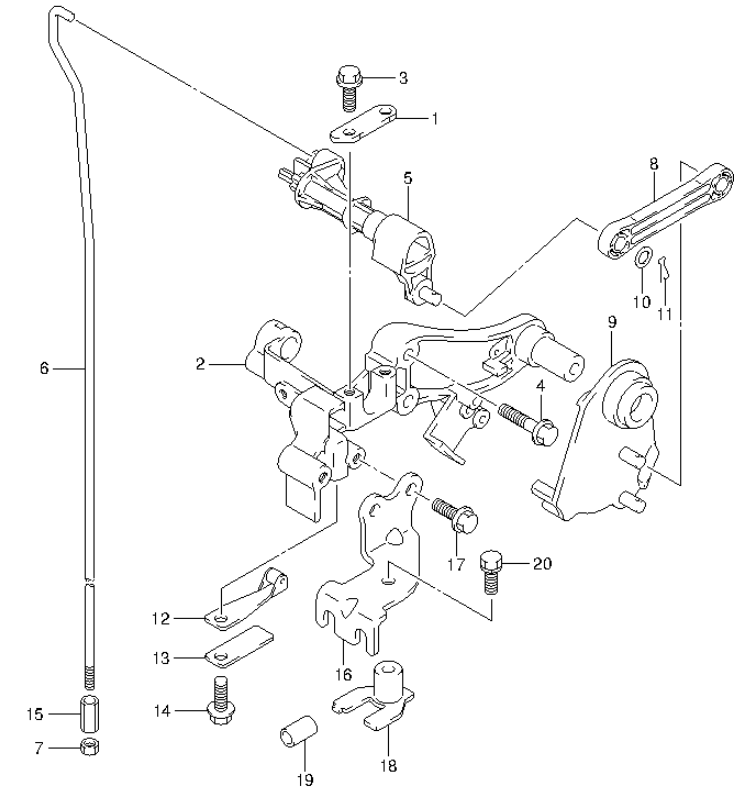
FIG.84 (1-H-2) CLUTCH SHAFT (DF60AQH E40)



REF NO.	PART NO.	DESCRIPTION	Q'TY	REMARKS
1	21126-88L00	HOLDER, CLUTCH SHAFT	1	
2	21151-88L00	HOLDER, CLUTCH LEVER	1	
3	01550-06167	BOLT	2	
4	01550-06307	BOLT	2	
5	21210-88L00	SHAFT, CLUTCH	1	
6-1	23111-88L10	ROD, CLUTCH (L)	1	W/TRANSOM(L)
6-2	23111-88L10	ROD, CLUTCH (L)	1	W/TRANSOM(X)
7	29141-93J00	NUT, CLUTCH ROD	1	
8	23115-88L00	LINK, CLUTCH LEVER	1	
9	23210-88L00	LEVER, CLUTCH CONTROL	1	
10	09160-06055	WASHER (7X12X1)	2	
11	09385-06012	CLIP	2	
12	23213-89J01	SPRING, NOTCH PLATE NO.1	1	
13	23214-89J00	SPRING, NOTCH PLATE NO.2	1	
14	01550-06127	BOLT	1	
15	23311-95J00	TURNBUCKLE, CLUTCH ROD	1	
16	67341-88L01	HOLDER, REMOCON CABLE	1	
17	01550-06167	BOLT	2	
18	67343-88L01	STOPPER, REMOCON CABLE	1	
19	09352-70103-600	HOSE (7X10.2X600)	2	L:600->14
20	01570-06167	BOLT	1	

FIG.85

FIG.85 (1-H-3) CLUTCH SHAFT (DF60ATH E1)



REF NO.	PART NO.	DESCRIPTION	Q'TY	REMARKS
1	21126-88L00	HOLDER, CLUTCH SHAFT	1	
2	21151-88L00	HOLDER, CLUTCH LEVER	1	
3	01550-06167	BOLT	2	
4	01550-06307	BOLT	2	
5	21210-88L00	SHAFT, CLUTCH	1	
6-1	23111-88L10	ROD, CLUTCH (L)	1	W/TRANSOM(L)
6-2	23111-88L10	ROD, CLUTCH (L)	1	W/TRANSOM(X)
7	29141-93J00	NUT, CLUTCH ROD	1	
8	23115-88L00	LINK, CLUTCH LEVER	1	
9	23210-88L00	LEVER, CLUTCH CONTROL	1	
10	09160-06055	WASHER (7X12X1)	2	
11	09385-06012	CLIP	2	
12	23213-89J01	SPRING, NOTCH PLATE NO.1	1	
13	23214-89J00	SPRING, NOTCH PLATE NO.2	1	
14	01550-06127	BOLT	1	
15	23311-95J00	TURNBUCKLE, CLUTCH ROD	1	
16	67341-88L01	HOLDER, REMOCON CABLE	1	
17	01550-06167	BOLT	2	
18	67343-88L01	STOPPER, REMOCON CABLE	1	
19	09352-70103-600	HOSE (7X10.2X600)	2	L:600->14
20	01570-06167	BOLT	1	

FIG.86

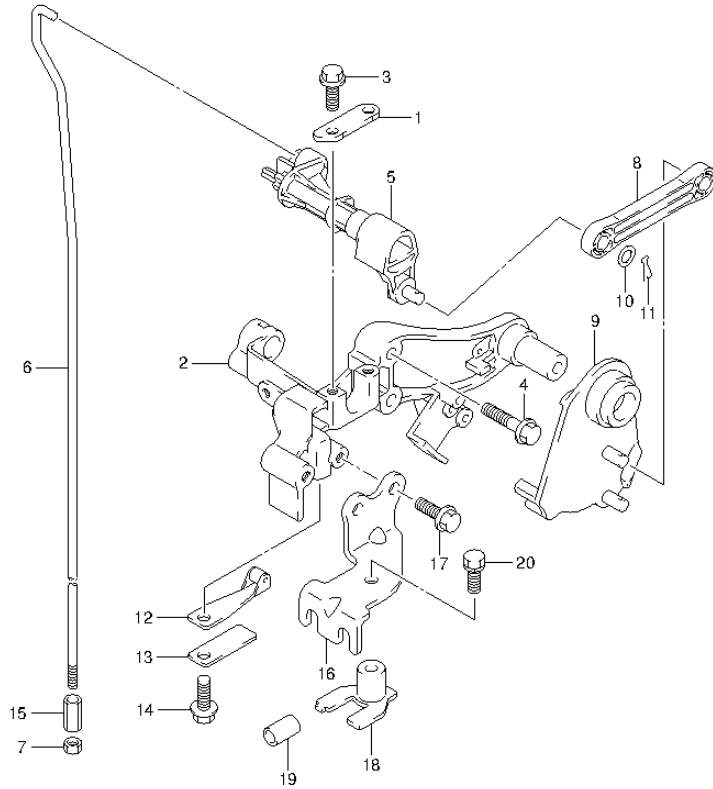


FIG.86 (1-H-4) CLUTCH SHAFT (DF60ATH E40)

REF NO.	PART NO.	DESCRIPTION	Q'TY	REMARKS
1	21126-88L00	HOLDER, CLUTCH SHAFT	1	
2	21151-88L00	HOLDER, CLUTCH LEVER	1	
3	01550-06167	BOLT	2	
4	01550-06307	BOLT	2	
5	21210-88L00	SHAFT, CLUTCH	1	
6-1	23111-88L10	ROD, CLUTCH (L)	1	W/TRANSOM(L)
6-2	23111-88L10	ROD, CLUTCH (L)	1	W/TRANSOM(X)
7	29141-93J00	NUT, CLUTCH ROD	1	
8	23115-88L00	LINK, CLUTCH LEVER	1	
9	23210-88L00	LEVER, CLUTCH CONTROL	1	
10	09160-06055	WASHER (7X12X1)	2	
11	09385-06012	CLIP	2	
12	23213-89J01	SPRING, NOTCH PLATE NO.1	1	
13	23214-89J00	SPRING, NOTCH PLATE NO.2	1	
14	01550-06127	BOLT	1	
15	23311-95J00	TURNBUCKLE, CLUTCH ROD	1	
16	67341-88L01	HOLDER, REMOCON CABLE	1	
17	01550-06167	BOLT	2	
18	67343-88L01	STOPPER, REMOCON CABLE	1	
19	09352-70103-600	HOSE (7X10.2X600)	2	L:600->14
20	01570-06167	BOLT	1	

FIG.87

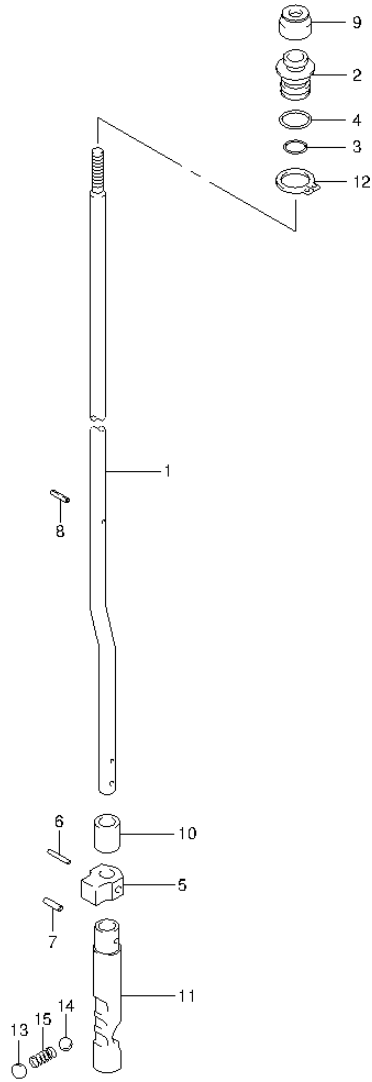


FIG.87 (1-H-5) CLUTCH ROD (DF40A E1)

REF NO.	PART NO.	DESCRIPTION	Q'TY	REMARKS
1-1	25111-88L00	ROD, SHIFT (S)	1	W/TRANSOM(S)
1-2	25111-88L10	ROD, SHIFT (L)	1	W/TRANSOM(L)
2	25211-87J00	GUIDE, SHIFT ROD	1	
3	09280-08005	O RING (D:1.7,ID:7.7)	1	
4	09280-11001	O RING (D:2.4,ID:10.8)	1	
5	25212-94401	GUIDE, SHIFT ROD LOWER	1	
6	09205-02013	SPRING	1	
7	09205-03021	SPRING	1	
8	09205-02004	SPRING	1	
9	25223-94400	SEAL, SHIFT ROD DUST	1	
10	25232-96302	MAGNET, GEAR CASE	1	
11	25311-88L00	CAM, SHIFT	1	
12	08331-3115A	CIRCLIP	1	
13	21121-93300	PLATE, DETENT SPRING	1	
14	09260-10005	BALL	1	
15	09440-07078	SPRING	1	

FIG.88

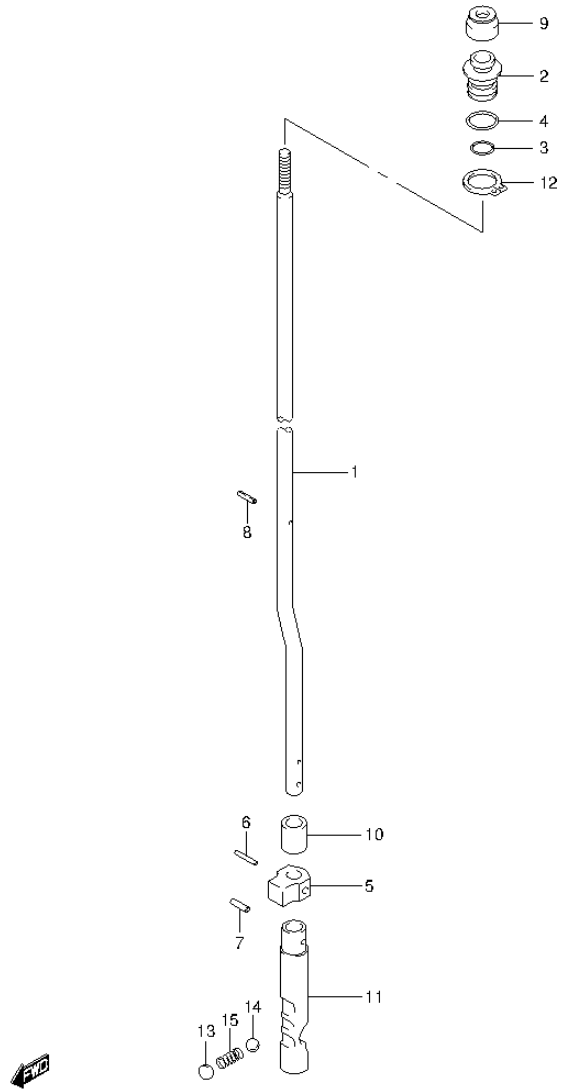


FIG.88 (1-H-6) CLUTCH ROD (DF40AQH E1)

REF NO.	PART NO.	DESCRIPTION	Q'TY	REMARKS
1	25111-88L10	ROD, SHIFT (L)	1	
2	25211-87J00	GUIDE, SHIFT ROD	1	
3	09280-08005	O RING (D:1.7,ID:7.7)	1	
4	09280-11001	O RING (D:2.4,ID:10.8)	1	
5	25212-94401	GUIDE, SHIFT ROD LOWER	1	
6	09205-02013	SPRING	1	
7	09205-03021	SPRING	1	
8	09205-02004	SPRING	1	
9	25223-94400	SEAL, SHIFT ROD DUST	1	
10	25232-96302	MAGNET, GEAR CASE	1	
11	25311-88L00	CAM, SHIFT	1	
12	08331-3115A	CIRCLIP	1	
13	21121-93300	PLATE, DETENT SPRING	1	
14	09260-10005	BALL	1	
15	09440-07078	SPRING	1	

FIG.89

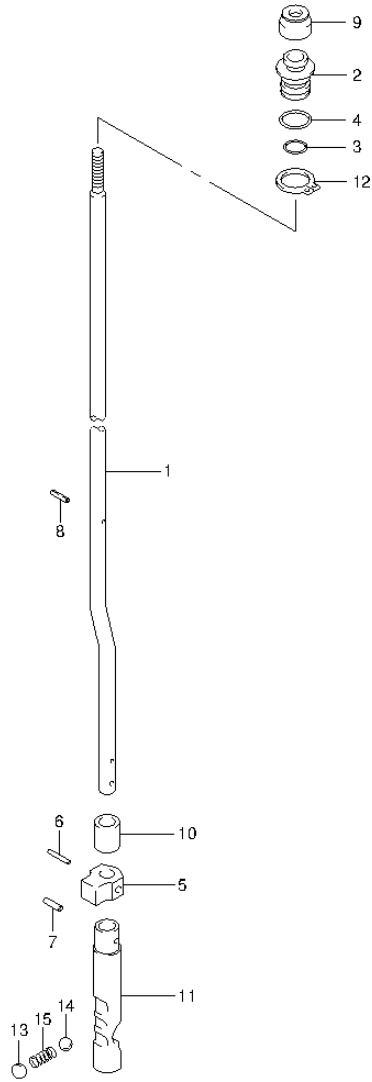


FIG.89 (1-H-7) CLUTCH ROD (DF40AST E34)

REF NO.	PART NO.	DESCRIPTION	Q'TY	REMARKS
1-1	25111-88L00	ROD, SHIFT (S)	1	W/TRANSOM(S)
1-2	25111-88L10	ROD, SHIFT (L)	1	W/TRANSOM(L)
2	25211-87J00	GUIDE, SHIFT ROD	1	
3	09280-08005	O RING (D:1.7,ID:7.7)	1	
4	09280-11001	O RING (D:2.4,ID:10.8)	1	
5	25212-94401	GUIDE, SHIFT ROD LOWER	1	
6	09205-02013	SPRING	1	
7	09205-03021	SPRING	1	
8	09205-02004	SPRING	1	
9	25223-94400	SEAL, SHIFT ROD DUST	1	
10	25232-96302	MAGNET, GEAR CASE	1	
11	25311-88L00	CAM, SHIFT	1	
12	08331-3115A	CIRCLIP	1	
13	21121-93300	PLATE, DETENT SPRING	1	
14	09260-10005	BALL	1	
15	09440-07078	SPRING	1	

FIG.90

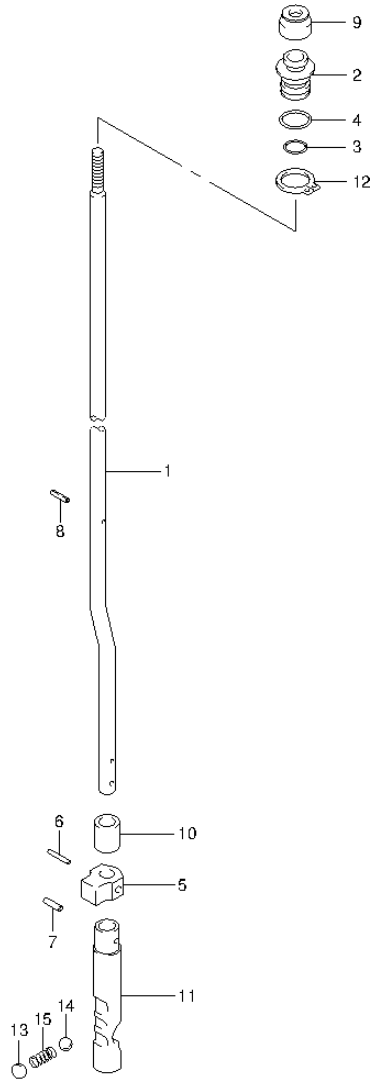


FIG.90 (1-H-8) CLUTCH ROD (DF50A E1)

REF NO.	PART NO.	DESCRIPTION	Q'TY	REMARKS
1-1	25111-88L00	ROD, SHIFT (S)	1	W/TRANSOM(S)
1-2	25111-88L10	ROD, SHIFT (L)	1	W/TRANSOM(L)
2	25211-87J00	GUIDE, SHIFT ROD	1	
3	09280-08005	O RING (D:1.7,ID:7.7)	1	
4	09280-11001	O RING (D:2.4,ID:10.8)	1	
5	25212-94401	GUIDE, SHIFT ROD LOWER	1	
6	09205-02013	SPRING	1	
7	09205-03021	SPRING	1	
8	09205-02004	SPRING	1	
9	25223-94400	SEAL, SHIFT ROD DUST	1	
10	25232-96302	MAGNET, GEAR CASE	1	
11	25311-88L00	CAM, SHIFT	1	
12	08331-3115A	CIRCLIP	1	
13	21121-93300	PLATE, DETENT SPRING	1	
14	09260-10005	BALL	1	
15	09440-07078	SPRING	1	

FIG.91

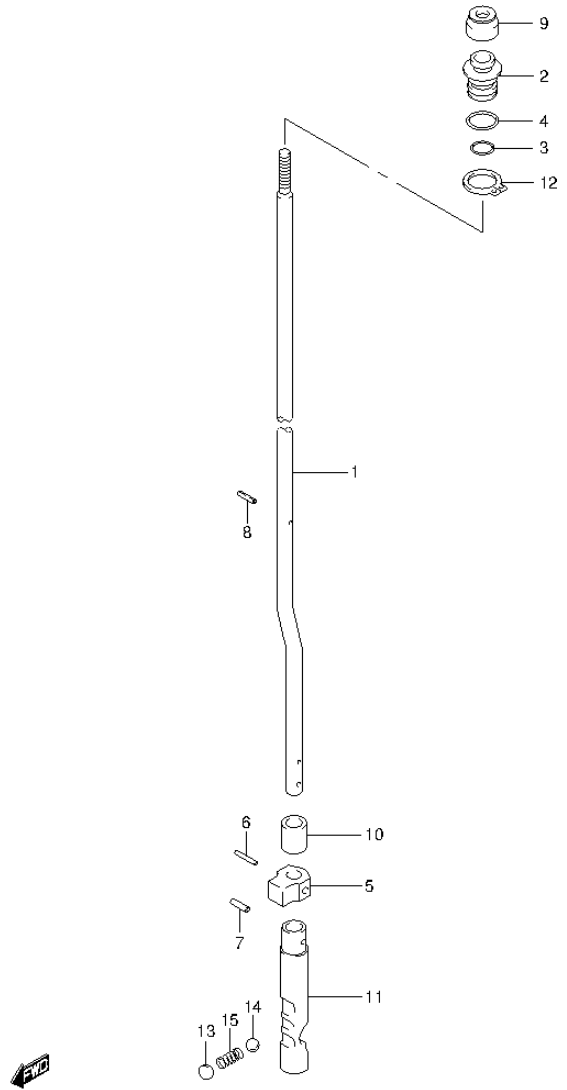


FIG.91 (1-H-9) CLUTCH ROD (DF50ATH E1)

REF NO.	PART NO.	DESCRIPTION	Q'TY	REMARKS
1	25111-88L10	ROD, SHIFT (L)	1	
2	25211-87J00	GUIDE, SHIFT ROD	1	
3	09280-08005	O RING (D:1.7,ID:7.7)	1	
4	09280-11001	O RING (D:2.4,ID:10.8)	1	
5	25212-94401	GUIDE, SHIFT ROD LOWER	1	
6	09205-02013	SPRING	1	
7	09205-03021	SPRING	1	
8	09205-02004	SPRING	1	
9	25223-94400	SEAL, SHIFT ROD DUST	1	
10	25232-96302	MAGNET, GEAR CASE	1	
11	25311-88L00	CAM, SHIFT	1	
12	08331-3115A	CIRCLIP	1	
13	21121-93300	PLATE, DETENT SPRING	1	
14	09260-10005	BALL	1	
15	09440-07078	SPRING	1	

FIG.92

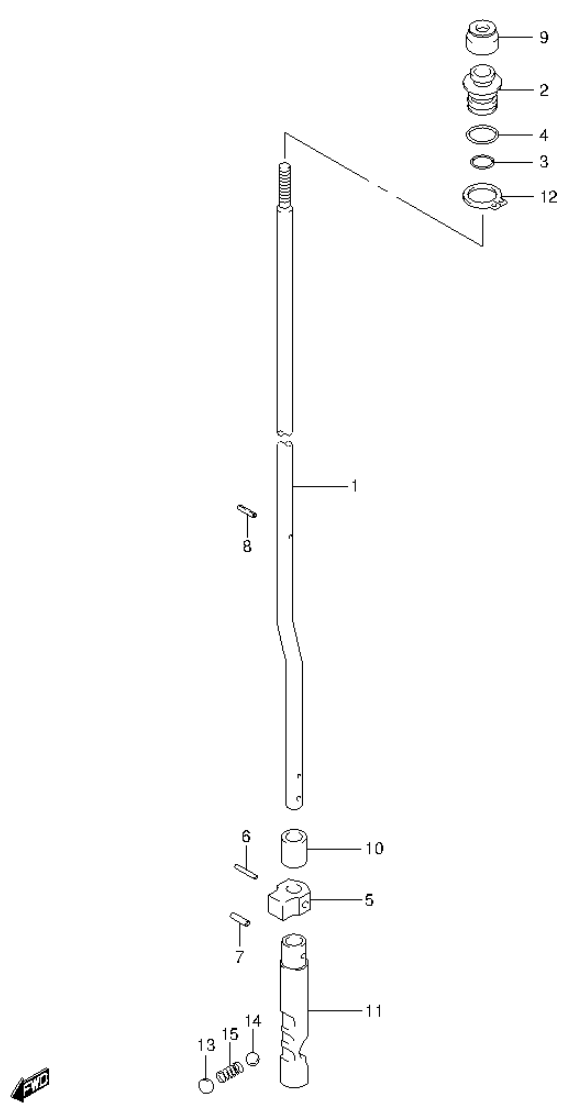


FIG.92 (1-H-10) CLUTCH ROD (DF60A E1)

REF NO.	PART NO.	DESCRIPTION	Q'TY	REMARKS
1-1	25111-88L00	ROD, SHIFT (S)	1	W/TRANSOM(S)
1-2	25111-88L10	ROD, SHIFT (L)	1	W/TRANSOM(L)
1-3	25111-88L20	ROD, SHIFT (X)	1	W/TRANSOM(X)
2	25211-87J00	GUIDE, SHIFT ROD	1	
3	09280-08005	O RING (D:1.7,ID:7.7)	1	
4	09280-11001	O RING (D:2.4,ID:10.8)	1	
5	25212-94401	GUIDE, SHIFT ROD LOWER	1	
6	09205-02013	SPRING	1	
7	09205-03021	SPRING	1	
8	09205-02004	SPRING	1	
9	25223-94400	SEAL, SHIFT ROD DUST	1	
10	25232-96302	MAGNET, GEAR CASE	1	
11	25311-88L00	CAM, SHIFT	1	
12	08331-3115A	CIRCLIP	1	
13	21121-93300	PLATE, DETENT SPRING	1	
14	09260-10005	BALL	1	
15	09440-07078	SPRING	1	

FIG.93

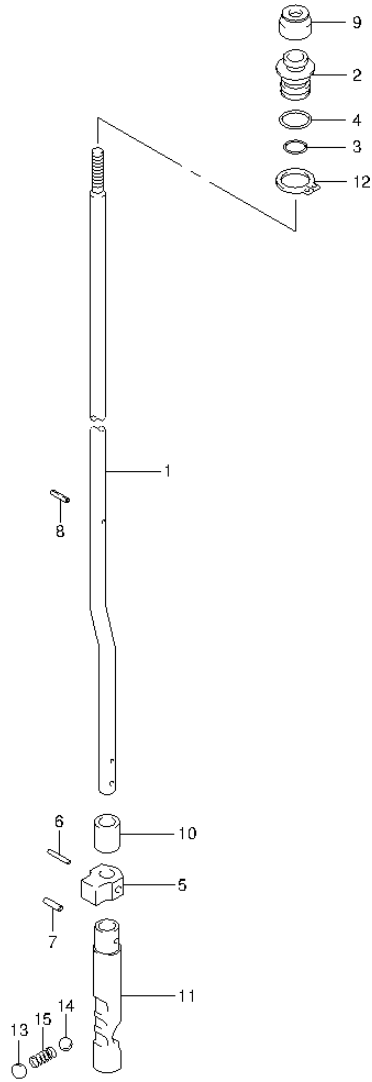


FIG.93 (1-H-11) CLUTCH ROD (DF60A E40)

REF NO.	PART NO.	DESCRIPTION	Q'TY	REMARKS
1-1	25111-88L10	ROD, SHIFT (L)	1	W/TRANSOM(L)
1-2	25111-88L20	ROD, SHIFT (X)	1	W/TRANSOM(X)
2	25211-87J00	GUIDE, SHIFT ROD	1	
3	09280-08005	O RING (D:1.7,ID:7.7)	1	
4	09280-11001	O RING (D:2.4,ID:10.8)	1	
5	25212-94401	GUIDE, SHIFT ROD LOWER	1	
6	09205-02013	SPRING	1	
7	09205-03021	SPRING	1	
8	09205-02004	SPRING	1	
9	25223-94400	SEAL, SHIFT ROD DUST	1	
10	25232-96302	MAGNET, GEAR CASE	1	
11	25311-88L00	CAM, SHIFT	1	
12	08331-3115A	CIRCLIP	1	
13	21121-93300	PLATE, DETENT SPRING	1	
14	09260-10005	BALL	1	
15	09440-07078	SPRING	1	

FIG.94

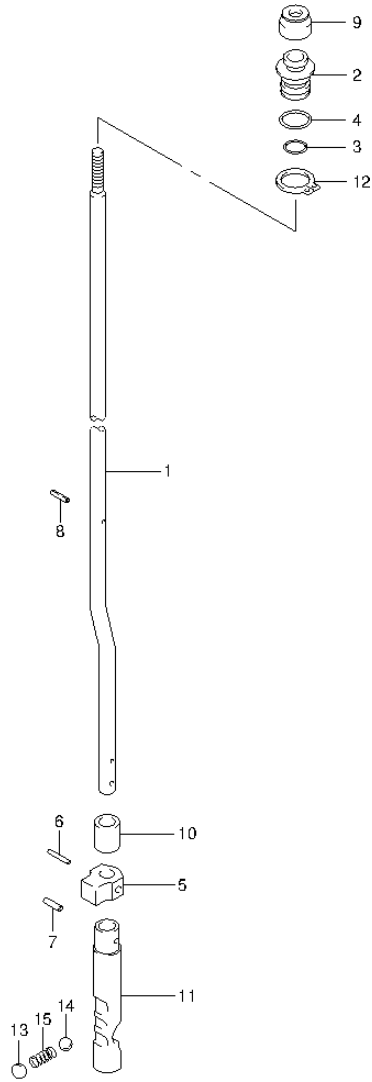


FIG.94 (1-H-12) CLUTCH ROD (DF60AQH E1)

REF NO.	PART NO.	DESCRIPTION	Q'TY	REMARKS
1-1	25111-88L10	ROD, SHIFT (L)	1	W/TRANSOM(L)
1-2	25111-88L20	ROD, SHIFT (X)	1	W/TRANSOM(X)
2	25211-87J00	GUIDE, SHIFT ROD	1	
3	09280-08005	O RING (D:1.7,ID:7.7)	1	
4	09280-11001	O RING (D:2.4,ID:10.8)	1	
5	25212-94401	GUIDE, SHIFT ROD LOWER	1	
6	09205-02013	SPRING	1	
7	09205-03021	SPRING	1	
8	09205-02004	SPRING	1	
9	25223-94400	SEAL, SHIFT ROD DUST	1	
10	25232-96302	MAGNET, GEAR CASE	1	
11	25311-88L00	CAM, SHIFT	1	
12	08331-3115A	CIRCLIP	1	
13	21121-93300	PLATE, DETENT SPRING	1	
14	09260-10005	BALL	1	
15	09440-07078	SPRING	1	

FIG.95

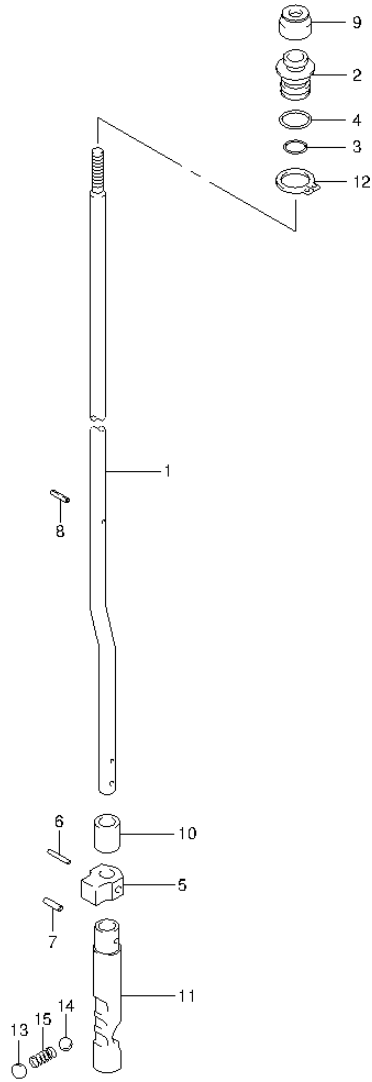


FIG.95 (1-H-13) CLUTCH ROD (DF60AQH E40)

REF NO.	PART NO.	DESCRIPTION	Q'TY	REMARKS
1-1	25111-88L10	ROD, SHIFT (L)	1	W/TRANSOM(L)
1-2	25111-88L20	ROD, SHIFT (X)	1	W/TRANSOM(X)
2	25211-87J00	GUIDE, SHIFT ROD	1	
3	09280-08005	O RING (D:1.7,ID:7.7)	1	
4	09280-11001	O RING (D:2.4,ID:10.8)	1	
5	25212-94401	GUIDE, SHIFT ROD LOWER	1	
6	09205-02013	SPRING	1	
7	09205-03021	SPRING	1	
8	09205-02004	SPRING	1	
9	25223-94400	SEAL, SHIFT ROD DUST	1	
10	25232-96302	MAGNET, GEAR CASE	1	
11	25311-88L00	CAM, SHIFT	1	
12	08331-3115A	CIRCLIP	1	
13	21121-93300	PLATE, DETENT SPRING	1	
14	09260-10005	BALL	1	
15	09440-07078	SPRING	1	

FIG.96

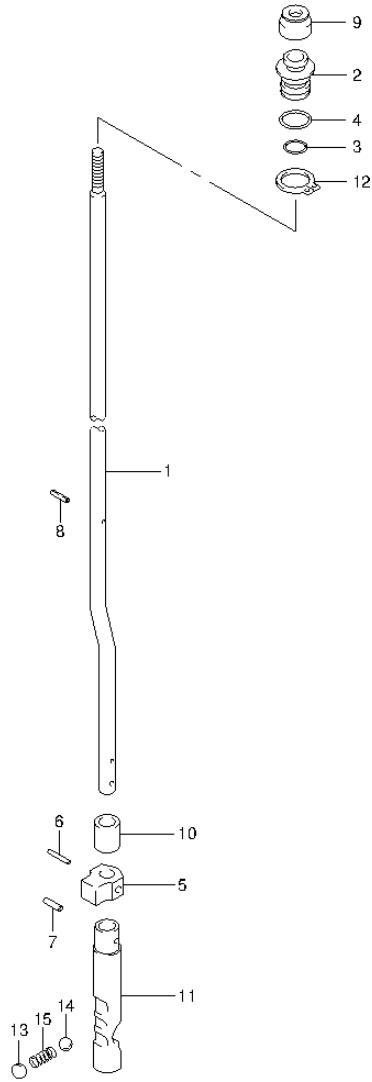


FIG.96 (1-H-14) CLUTCH ROD (DF60ATH E1)

REF NO.	PART NO.	DESCRIPTION	Q'TY	REMARKS
1-1	25111-88L10	ROD, SHIFT (L)	1	W/TRANSOM(L)
1-2	25111-88L20	ROD, SHIFT (X)	1	W/TRANSOM(X)
2	25211-87J00	GUIDE, SHIFT ROD	1	
3	09280-08005	O RING (D:1.7,ID:7.7)	1	
4	09280-11001	O RING (D:2.4,ID:10.8)	1	
5	25212-94401	GUIDE, SHIFT ROD LOWER	1	
6	09205-02013	SPRING	1	
7	09205-03021	SPRING	1	
8	09205-02004	SPRING	1	
9	25223-94400	SEAL, SHIFT ROD DUST	1	
10	25232-96302	MAGNET, GEAR CASE	1	
11	25311-88L00	CAM, SHIFT	1	
12	08331-3115A	CIRCLIP	1	
13	21121-93300	PLATE, DETENT SPRING	1	
14	09260-10005	BALL	1	
15	09440-07078	SPRING	1	

FIG.97

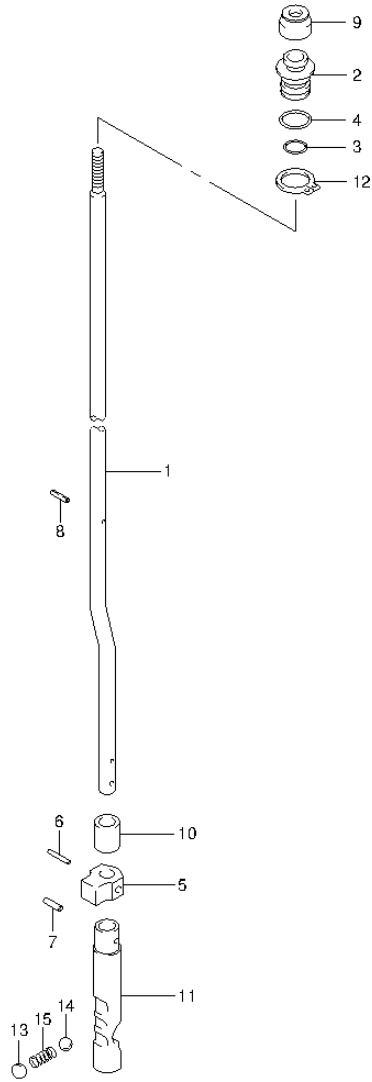


FIG.97 (1-H-15) CLUTCH ROD (DF60ATH E40)

REF NO.	PART NO.	DESCRIPTION	Q'TY	REMARKS
1-1	25111-88L10	ROD, SHIFT (L)	1	W/TRANSOM(L)
1-2	25111-88L20	ROD, SHIFT (X)	1	W/TRANSOM(X)
2	25211-87J00	GUIDE, SHIFT ROD	1	
3	09280-08005	O RING (D:1.7,ID:7.7)	1	
4	09280-11001	O RING (D:2.4,ID:10.8)	1	
5	25212-94401	GUIDE, SHIFT ROD LOWER	1	
6	09205-02013	SPRING	1	
7	09205-03021	SPRING	1	
8	09205-02004	SPRING	1	
9	25223-94400	SEAL, SHIFT ROD DUST	1	
10	25232-96302	MAGNET, GEAR CASE	1	
11	25311-88L00	CAM, SHIFT	1	
12	08331-3115A	CIRCLIP	1	
13	21121-93300	PLATE, DETENT SPRING	1	
14	09260-10005	BALL	1	
15	09440-07078	SPRING	1	

FIG.98

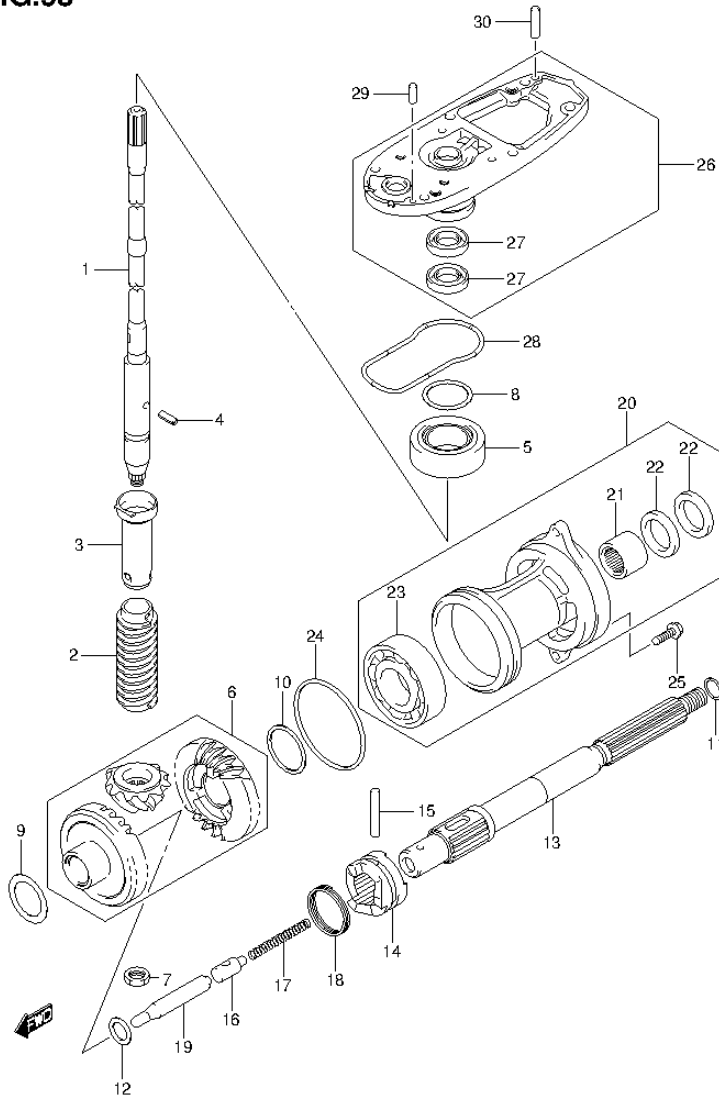


FIG.98 (1-1-2) TRANSMISSION (DF40A E1)

REF NO.	PART NO.	DESCRIPTION	Q'TY	REMARKS
1-1	57110-88L02	SHAFT ASSY, DRIVE (S)	1	W/TRANSOM(S)
1-2	57110-88L12	SHAFT ASSY, DRIVE (L)	1	W/TRANSOM(L)
2	57133-88L01	COLLAR, DRIVE SHAFT	1	
3	57133-94400	HOUSING, DRIVE SHAFT SPRING	1	
4	09205-03019	SPRING	1	
5	09265-20015	BEARING ASSY (20X42X15)	1	
6	57300-87851	PINION/GEAR SET	1	
7	09140-12034	NUT	1	
8-1	09181-35101	SHIM (35X42X0.5)	AR	DRIVE SHAFT ADJUST
8-2	09181-33001	SHIM (33.5X41.8X0.55)	AR	
8-3	09181-33002	SHIM (33.5X41.8X0.6)	AR	
8-4	09181-33003	SHIM (33.5X41.8X0.65)	AR	
8-5	09181-33004	SHIM (33.5X41.8X0.7)	AR	
8-6	09181-33005	SHIM (33.5X41.8X0.75)	AR	
8-7	09181-33006	SHIM (33.5X41.8X0.8)	AR	
8-8	09181-33007	SHIM (33.5X41.8X0.85)	AR	
8-9	09181-33008	SHIM (33.5X41.8X0.9)	AR	
8-10	09181-33009	SHIM (33.5X41.8X0.95)	AR	
8-11	09181-35110	SHIM (35X42X1)	AR	
9-1	09181-30186	SHIM (30X42X0.5)	AR	FORWARD BACKUP
9-2	09181-30187	SHIM (30X42X0.6)	AR	
9-3	09181-30188	SHIM (30X42X0.7)	AR	
9-4	09181-30190	SHIM (30X42X0.8)	AR	
9-5	09181-30192	SHIM (30X42X0.9)	AR	
10-1	08221-35455	SHIM	AR	REVERSE BACKUP
10-2	09181-35131	SHIM (35X46X0.6)	AR	
10-3	09181-35132	SHIM (35X46X0.7)	AR	
10-4	08221-35456	SHIM	AR	
10-5	09181-35136	SHIM (35X46X0.9)	AR	
10-6	08211-35451	WASHER	AR	
11-1	09160-22018	WASHER (22.2X28X1.8)	1	PROP SHAFT THRUST
11-2	09160-22019	WASHER (22.5X28X1.9)	1	
11-3	09160-22020	WASHER (22.5X28X2)	1	
11-4	09160-22021	WASHER (22.5X28X2.1)	1	

FIG.98

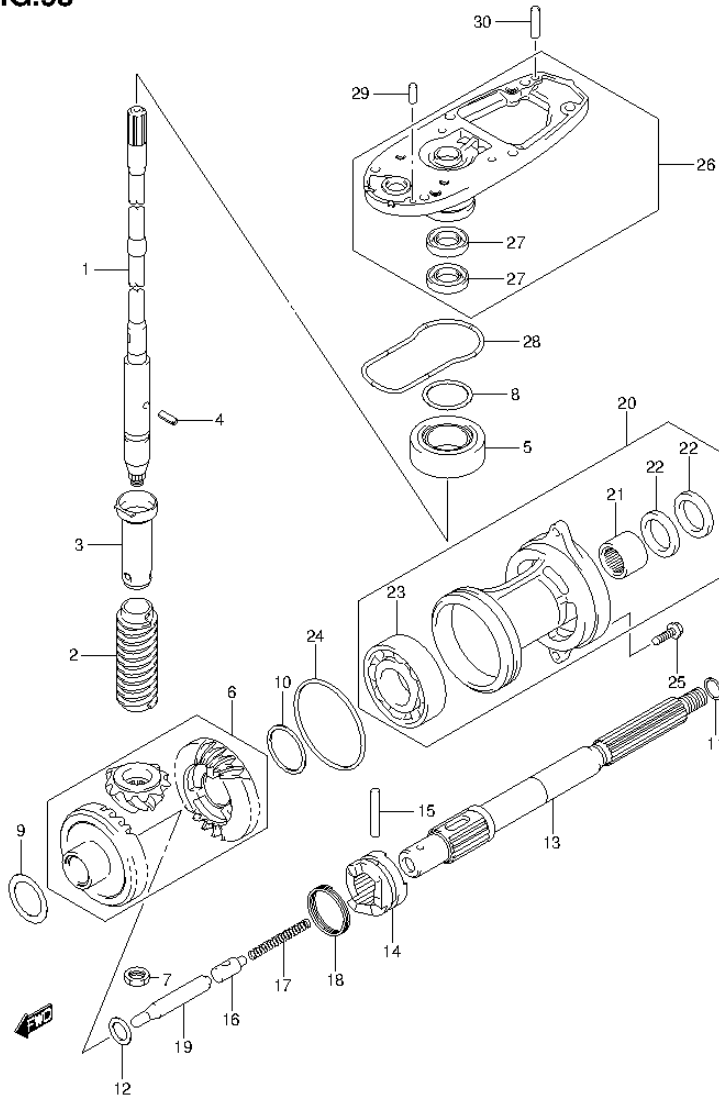


FIG.98 (1-I-3) TRANSMISSION (DF40A E1)

REF NO.	PART NO.	DESCRIPTION	Q'TY	REMARKS
11-5	09160-22022	WASHER (22.5X28X2.2)	1	
11-6	09160-22023	WASHER (22.5X28X2.3)	1	
12	08211-20263	WASHER	1	
13	57610-94402	SHAFT, PROPELLER	1	
14	57621-87J02	SHIFTER, CLUTCH DOG	1	
15	09202-05022	PIN	1	
16	57634-88L00	PIN, PUSH	1	
17	09440-08043	SPRING	1	
18	09440-40002	SPRING	1	
19	57631-95303	ROD, PUSH	1	
20-1	56120-94321-0EP	HOUSING, PROP SHAFT BEARING (BLACK)	1	
20-2	56120-94321-Y5S	HOUSING, PROP SHAFT BEARING (WHITE)	1	
21	09263-22020	.BEARING (22.2X28.5X19)	1	
22	09289-22007	.OIL SEAL (22X35X5)	2	
23	09262-35070	.BEARING (35X62X14)	1	
24	09280-75001	O RING (D:3.3,ID:75)	1	
25	09116-08122	BOLT (8X30)	2	
26-1	56130-87J10-0EP	HOUSING, DRIVE SHAFT BEARING (BLACK)	1	
26-2	56130-87J10-Y5S	HOUSING, DRIVE SHAFT BEARING (WHITE)	1	
27	09282-17005	.OIL SEAL (17X32X6)	2	
28	55122-88L00	RING, GEAR CASE SEAL	1	
29	09202-06025	PIN	1	
30	09202-06027	PIN	1	

FIG.99

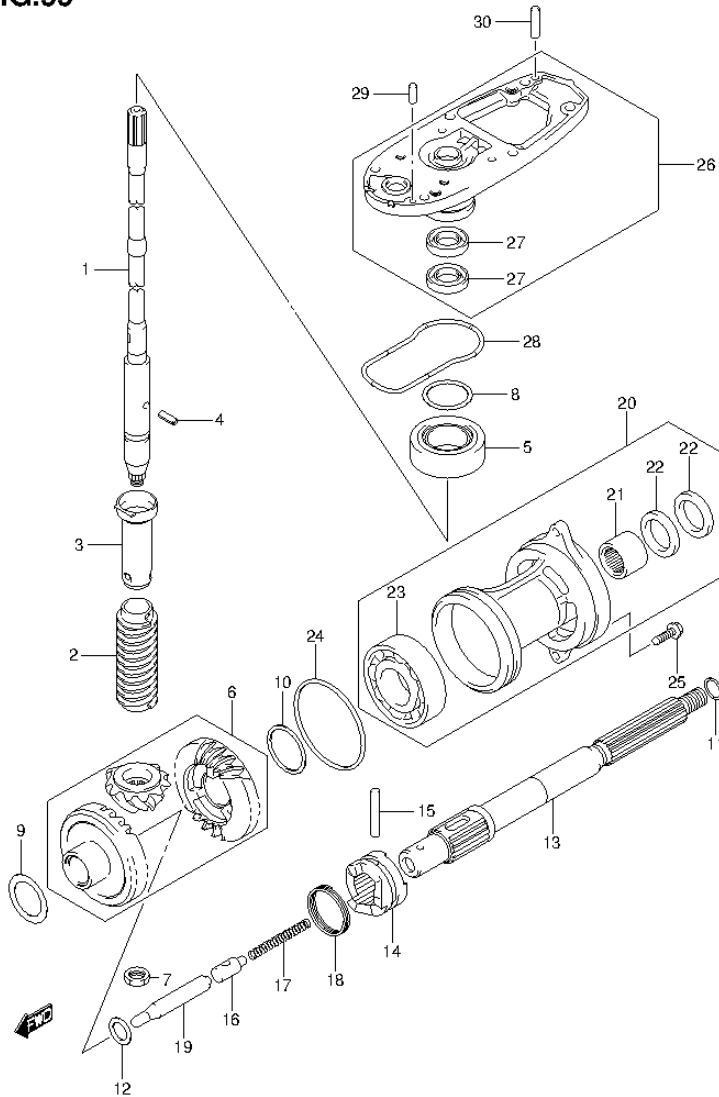


FIG.99 (1-1-4) TRANSMISSION (DF40AQH E1)

REF NO.	PART NO.	DESCRIPTION	Q'TY	REMARKS
1	57110-88L12	SHAFT ASSY, DRIVE (L)	1	
2	57133-88L01	COLLAR, DRIVE SHAFT	1	
3	57133-94400	HOUSING, DRIVE SHAFT SPRING	1	
4	09205-03019	SPRING	1	
5	09265-20015	BEARING ASSY (20X42X15)	1	
6	57300-87851	PINION/GEAR SET	1	
7	09140-12034	NUT	1	
8-1	09181-35101	SHIM (35X42X0.5)	AR	DRIVE SHAFT ADJUST
8-2	09181-33001	SHIM (33.5X41.8X0.55)	AR	
8-3	09181-33002	SHIM (33.5X41.8X0.6)	AR	
8-4	09181-33003	SHIM (33.5X41.8X0.65)	AR	
8-5	09181-33004	SHIM (33.5X41.8X0.7)	AR	
8-6	09181-33005	SHIM (33.5X41.8X0.75)	AR	
8-7	09181-33006	SHIM (33.5X41.8X0.8)	AR	
8-8	09181-33007	SHIM (33.5X41.8X0.85)	AR	
8-9	09181-33008	SHIM (33.5X41.8X0.9)	AR	
8-10	09181-33009	SHIM (33.5X41.8X0.95)	AR	
8-11	09181-35110	SHIM (35X42X1)	AR	
9-1	09181-30186	SHIM (30X42X0.5)	AR	FORWARD BACKUP
9-2	09181-30187	SHIM (30X42X0.6)	AR	
9-3	09181-30188	SHIM (30X42X0.7)	AR	
9-4	09181-30190	SHIM (30X42X0.8)	AR	
9-5	09181-30192	SHIM (30X42X0.9)	AR	
10-1	08221-35455	SHIM	AR	REVERSE BACKUP
10-2	09181-35131	SHIM (35X46X0.6)	AR	
10-3	09181-35132	SHIM (35X46X0.7)	AR	
10-4	08221-35456	SHIM	AR	
10-5	09181-35136	SHIM (35X46X0.9)	AR	
10-6	08211-35451	WASHER	AR	
11-1	09160-22018	WASHER (22.2X28X1.8)	1	PROP SHAFT THRUST
11-2	09160-22019	WASHER (22.5X28X1.9)	1	
11-3	09160-22020	WASHER (22.5X28X2)	1	
11-4	09160-22021	WASHER (22.5X28X2.1)	1	
11-5	09160-22022	WASHER (22.5X28X2.2)	1	

FIG.99

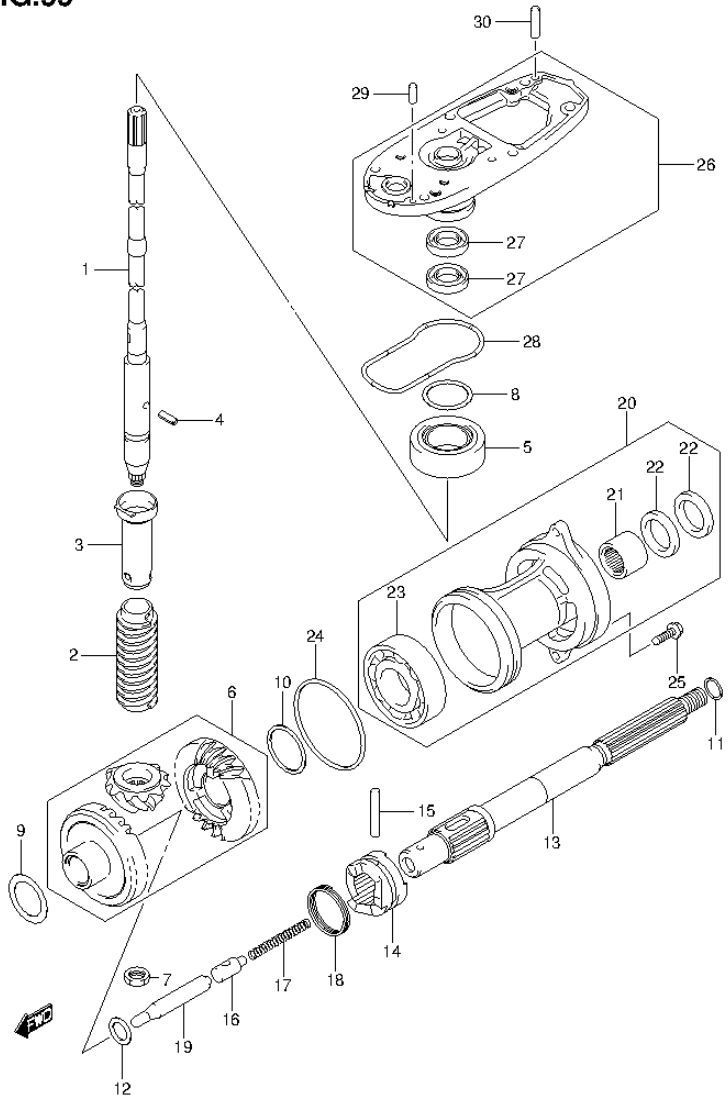


FIG.99 (1-1-5) TRANSMISSION (DF40AQH E1)

REF NO.	PART NO.	DESCRIPTION	Q'TY	REMARKS
11-6	09160-22023	WASHER (22.5X28X2.3)	1	
12	08211-20263	WASHER	1	
13	57610-94402	SHAFT, PROPELLER	1	
14	57621-87J02	SHIFTER, CLUTCH DOG	1	
15	09202-05022	PIN	1	
16	57634-88L00	PIN, PUSH	1	
17	09440-08043	SPRING	1	
18	09440-40002	SPRING	1	
19	57631-95303	ROD, PUSH	1	
20	56120-94321-0EP	HOUSING, PROP SHAFT BEARING (BLACK)	1	
21	09263-22020	.BEARING (22.2X28.5X19)	1	
22	09289-22007	.OIL SEAL (22X35X5)	2	
23	09262-35070	.BEARING (35X62X14)	1	
24	09280-75001	O RING (D:3.3,ID:75)	1	
25	09116-08122	BOLT (8X30)	2	
26	56130-87J10-0EP	HOUSING, DRIVE SHAFT BEARING (BLACK)	1	
27	09282-17005	.OIL SEAL (17X32X6)	2	
28	55122-88L00	RING, GEAR CASE SEAL	1	
29	09202-06025	PIN	1	
30	09202-06027	PIN	1	

FIG.100

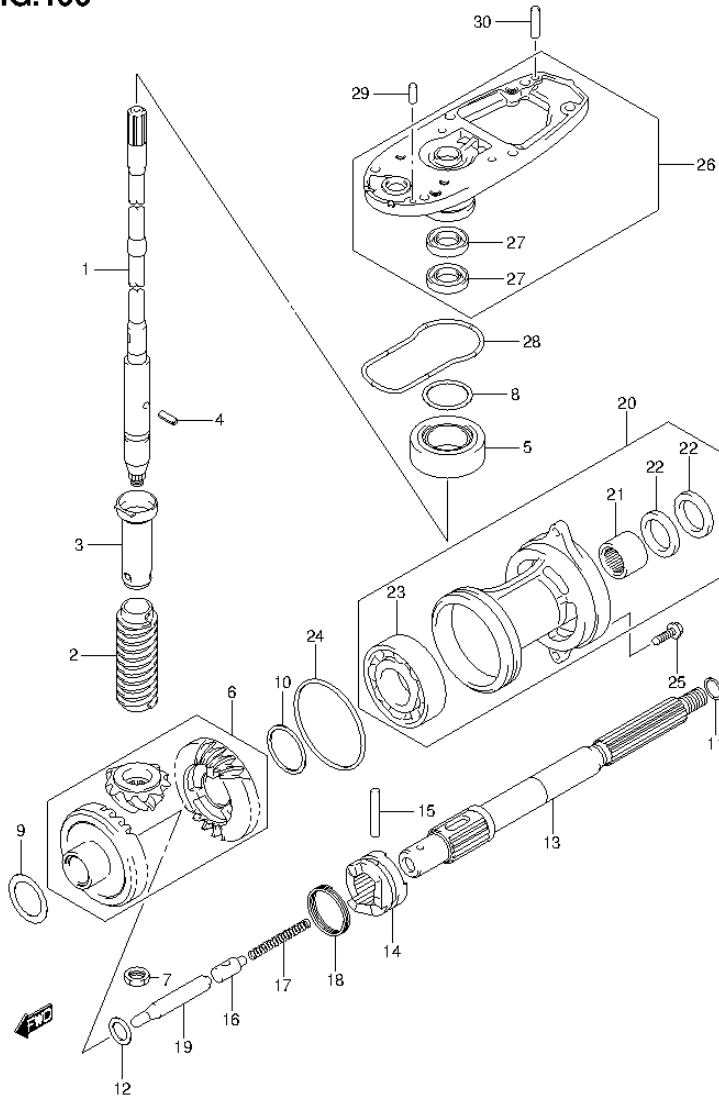


FIG.100 (1-I-6) TRANSMISSION (DF40AST E34)

REF NO.	PART NO.	DESCRIPTION	Q'TY	REMARKS
1-1	57110-88L02	SHAFT ASSY, DRIVE (S)	1	W/TRANSOM(S)
1-2	57110-88L12	SHAFT ASSY, DRIVE (L)	1	W/TRANSOM(L)
2	57133-88L01	COLLAR, DRIVE SHAFT	1	
3	57133-94400	HOUSING, DRIVE SHAFT SPRING	1	
4	09205-03019	SPRING	1	
5	09265-20015	BEARING ASSY (20X42X15)	1	
6	57300-87851	PINION/GEAR SET	1	
7	09140-12034	NUT	1	
8-1	09181-35101	SHIM (35X42X0.5)	AR	DRIVE SHAFT ADJUST
8-2	09181-33001	SHIM (33.5X41.8X0.55)	AR	
8-3	09181-33002	SHIM (33.5X41.8X0.6)	AR	
8-4	09181-33003	SHIM (33.5X41.8X0.65)	AR	
8-5	09181-33004	SHIM (33.5X41.8X0.7)	AR	
8-6	09181-33005	SHIM (33.5X41.8X0.75)	AR	
8-7	09181-33006	SHIM (33.5X41.8X0.8)	AR	
8-8	09181-33007	SHIM (33.5X41.8X0.85)	AR	
8-9	09181-33008	SHIM (33.5X41.8X0.9)	AR	
8-10	09181-33009	SHIM (33.5X41.8X0.95)	AR	
8-11	09181-35110	SHIM (35X42X1)	AR	
9-1	09181-30186	SHIM (30X42X0.5)	AR	FORWARD BACKUP
9-2	09181-30187	SHIM (30X42X0.6)	AR	
9-3	09181-30188	SHIM (30X42X0.7)	AR	
9-4	09181-30190	SHIM (30X42X0.8)	AR	
9-5	09181-30192	SHIM (30X42X0.9)	AR	
10-1	08221-35455	SHIM	AR	REVERSE BACKUP
10-2	09181-35131	SHIM (35X46X0.6)	AR	
10-3	09181-35132	SHIM (35X46X0.7)	AR	
10-4	08221-35456	SHIM	AR	
10-5	09181-35136	SHIM (35X46X0.9)	AR	
10-6	08211-35451	WASHER	AR	
11-1	09160-22018	WASHER (22.2X28X1.8)	1	PROP SHAFT THRUST
11-2	09160-22019	WASHER (22.5X28X1.9)	1	
11-3	09160-22020	WASHER (22.5X28X2)	1	
11-4	09160-22021	WASHER (22.5X28X2.1)	1	

FIG.100

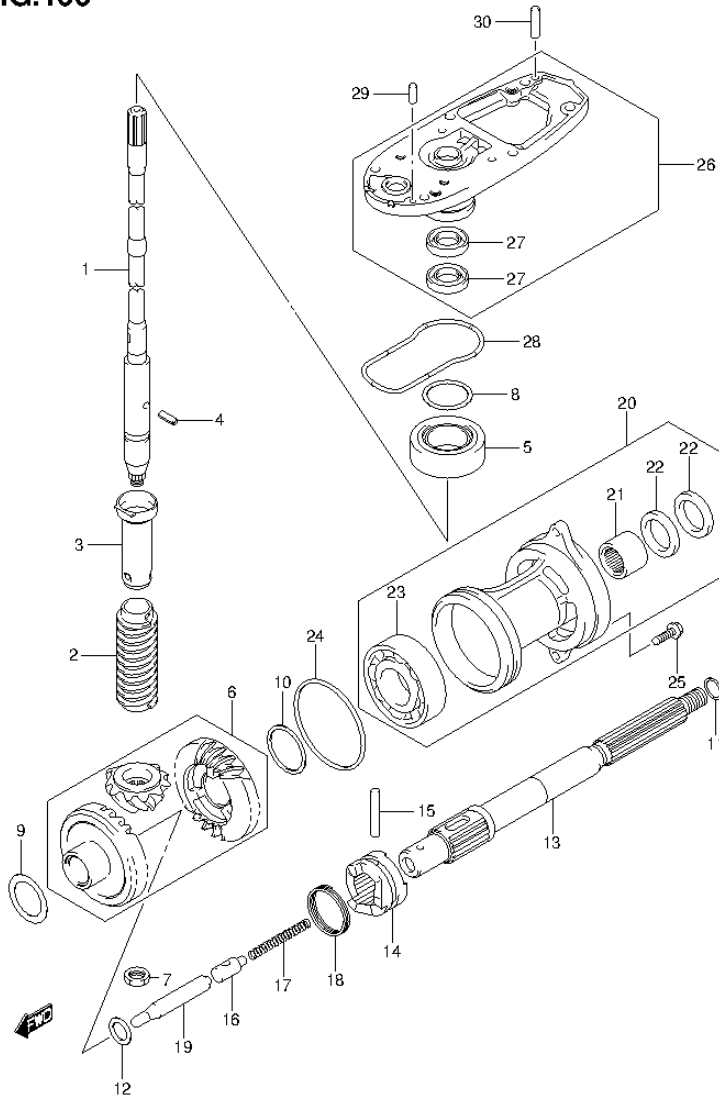


FIG.100 (1-I-7) TRANSMISSION (DF40AST E34)

REF NO.	PART NO.	DESCRIPTION	Q'TY	REMARKS
11-5	09160-22022	WASHER (22.5X28X2.2)	1	
11-6	09160-22023	WASHER (22.5X28X2.3)	1	
12	08211-20263	WASHER	1	
13	57610-94402	SHAFT, PROPELLER	1	
14	57621-87J02	SHIFTER, CLUTCH DOG	1	
15	09202-05022	PIN	1	
16	57634-88L00	PIN, PUSH	1	
17	09440-08043	SPRING	1	
18	09440-40002	SPRING	1	
19	57631-95303	ROD, PUSH	1	
20-1	56120-94321-0EP	HOUSING, PROP SHAFT BEARING (BLACK)	1	
20-2	56120-94321-Y5S	HOUSING, PROP SHAFT BEARING (WHITE)	1	
21	09263-22020	.BEARING (22.2X28.5X19)	1	
22	09289-22007	.OIL SEAL (22X35X5)	2	
23	09262-35070	.BEARING (35X62X14)	1	
24	09280-75001	O RING (D:3.3,ID:75)	1	
25	09116-08122	BOLT (8X30)	2	
26-1	56130-87J10-0EP	HOUSING, DRIVE SHAFT BEARING (BLACK)	1	
26-2	56130-87J10-Y5S	HOUSING, DRIVE SHAFT BEARING (WHITE)	1	
27	09282-17005	.OIL SEAL (17X32X6)	2	
28	55122-88L00	RING, GEAR CASE SEAL	1	
29	09202-06025	PIN	1	
30	09202-06027	PIN	1	

FIG.101

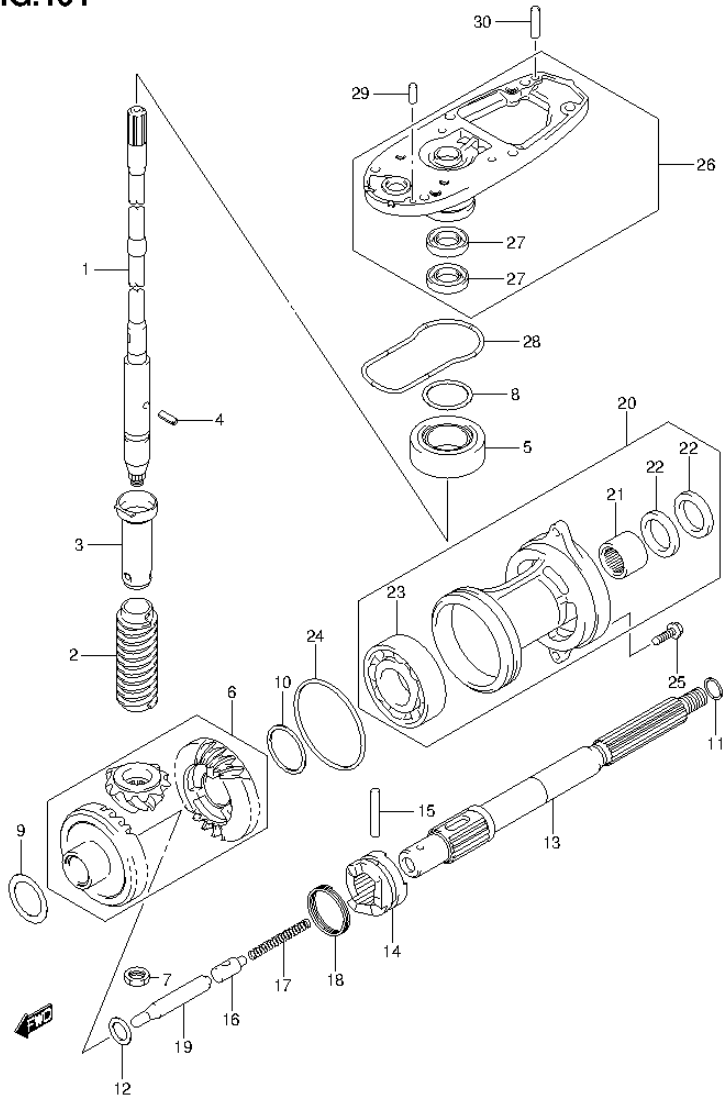


FIG.101 (1-I-8) TRANSMISSION (DF50A E1)

REF NO.	PART NO.	DESCRIPTION	Q'TY	REMARKS
1-1	57110-88L02	SHAFT ASSY, DRIVE (S)	1	W/TRANSOM(S)
1-2	57110-88L12	SHAFT ASSY, DRIVE (L)	1	W/TRANSOM(L)
2	57133-88L01	COLLAR, DRIVE SHAFT	1	
3	57133-94400	HOUSING, DRIVE SHAFT SPRING	1	
4	09205-03019	SPRING	1	
5	09265-20015	BEARING ASSY (20X42X15)	1	
6	57300-87851	PINION/GEAR SET	1	
7	09140-12034	NUT	1	
8-1	09181-35101	SHIM (35X42X0.5)	AR	DRIVE SHAFT ADJUST
8-2	09181-33001	SHIM (33.5X41.8X0.55)	AR	
8-3	09181-33002	SHIM (33.5X41.8X0.6)	AR	
8-4	09181-33003	SHIM (33.5X41.8X0.65)	AR	
8-5	09181-33004	SHIM (33.5X41.8X0.7)	AR	
8-6	09181-33005	SHIM (33.5X41.8X0.75)	AR	
8-7	09181-33006	SHIM (33.5X41.8X0.8)	AR	
8-8	09181-33007	SHIM (33.5X41.8X0.85)	AR	
8-9	09181-33008	SHIM (33.5X41.8X0.9)	AR	
8-10	09181-33009	SHIM (33.5X41.8X0.95)	AR	
8-11	09181-35110	SHIM (35X42X1)	AR	
9-1	09181-30186	SHIM (30X42X0.5)	AR	FORWARD BACKUP
9-2	09181-30187	SHIM (30X42X0.6)	AR	
9-3	09181-30188	SHIM (30X42X0.7)	AR	
9-4	09181-30190	SHIM (30X42X0.8)	AR	
9-5	09181-30192	SHIM (30X42X0.9)	AR	
10-1	08221-35455	SHIM	AR	REVERSE BACKUP
10-2	09181-35131	SHIM (35X46X0.6)	AR	
10-3	09181-35132	SHIM (35X46X0.7)	AR	
10-4	08221-35456	SHIM	AR	
10-5	09181-35136	SHIM (35X46X0.9)	AR	
10-6	08211-35451	WASHER	AR	
11-1	09160-22018	WASHER (22.2X28X1.8)	1	PROP SHAFT THRUST
11-2	09160-22019	WASHER (22.5X28X1.9)	1	
11-3	09160-22020	WASHER (22.5X28X2)	1	
11-4	09160-22021	WASHER (22.5X28X2.1)	1	

FIG.101

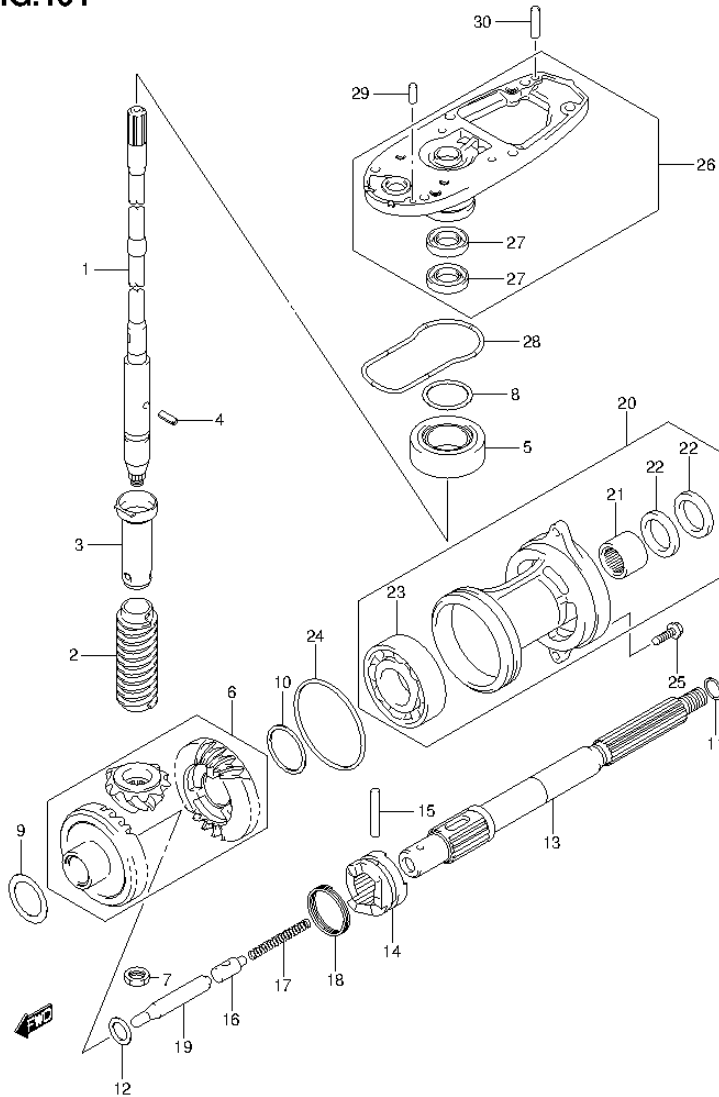


FIG.101 (1-I-9) TRANSMISSION (DF50A E1)

REF NO.	PART NO.	DESCRIPTION	Q'TY	REMARKS
11-5	09160-22022	WASHER (22.5X28X2.2)	1	
11-6	09160-22023	WASHER (22.5X28X2.3)	1	
12	08211-20263	WASHER	1	
13	57610-94402	SHAFT, PROPELLER	1	
14	57621-87J02	SHIFTER, CLUTCH DOG	1	
15	09202-05022	PIN	1	
16	57634-88L00	PIN, PUSH	1	
17	09440-08043	SPRING	1	
18	09440-40002	SPRING	1	
19	57631-95303	ROD, PUSH	1	
20-1	56120-94321-0EP	HOUSING, PROP SHAFT BEARING (BLACK)	1	
20-2	56120-94321-Y5S	HOUSING, PROP SHAFT BEARING (WHITE)	1	
21	09263-22020	.BEARING (22.2X28.5X19)	1	
22	09289-22007	.OIL SEAL (22X35X5)	2	
23	09262-35070	.BEARING (35X62X14)	1	
24	09280-75001	O RING (D:3.3,ID:75)	1	
25	09116-08122	BOLT (8X30)	2	
26-1	56130-87J10-0EP	HOUSING, DRIVE SHAFT BEARING (BLACK)	1	
26-2	56130-87J10-Y5S	HOUSING, DRIVE SHAFT BEARING (WHITE)	1	
27	09282-17005	.OIL SEAL (17X32X6)	2	
28	55122-88L00	RING, GEAR CASE SEAL	1	
29	09202-06025	PIN	1	
30	09202-06027	PIN	1	

FIG.102

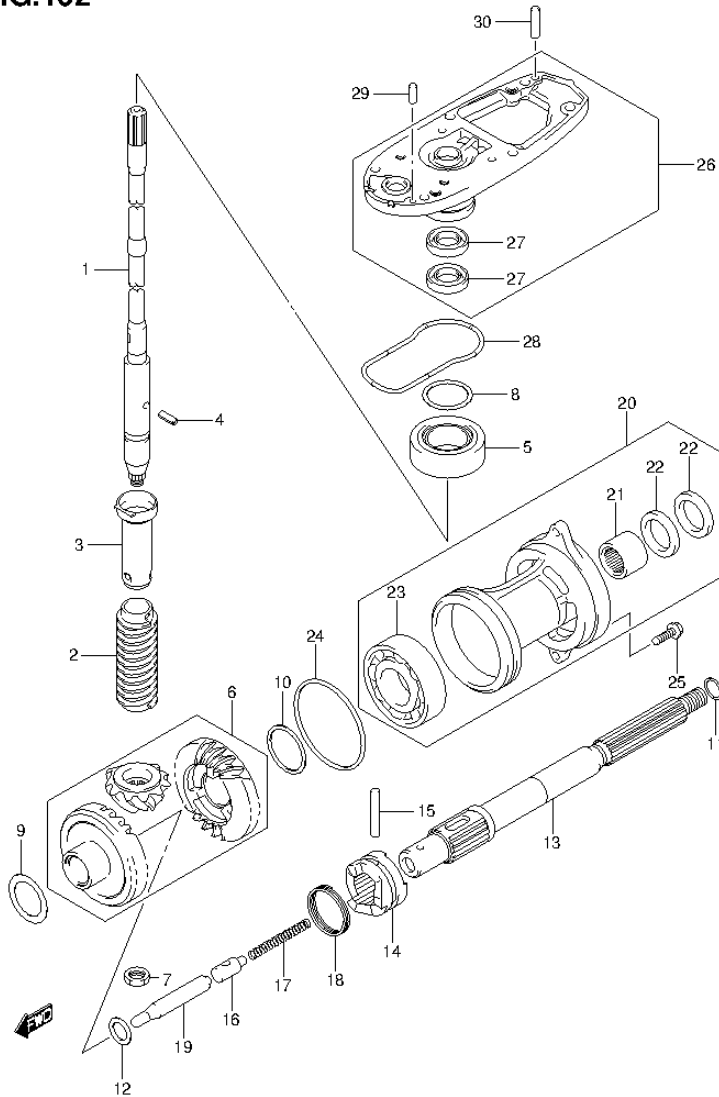


FIG.102 (1-I-10) TRANSMISSION (DF50ATH E1)

REF NO.	PART NO.	DESCRIPTION	Q'TY	REMARKS
1	57110-88L12	SHAFT ASSY, DRIVE (L)	1	
2	57133-88L01	COLLAR, DRIVE SHAFT	1	
3	57133-94400	HOUSING, DRIVE SHAFT SPRING	1	
4	09205-03019	SPRING	1	
5	09265-20015	BEARING ASSY (20X42X15)	1	
6	57300-87851	PINION/GEAR SET	1	
7	09140-12034	NUT	1	
8-1	09181-35101	SHIM (35X42X0.5)	AR	DRIVE SHAFT ADJUST
8-2	09181-33001	SHIM (33.5X41.8X0.55)	AR	
8-3	09181-33002	SHIM (33.5X41.8X0.6)	AR	
8-4	09181-33003	SHIM (33.5X41.8X0.65)	AR	
8-5	09181-33004	SHIM (33.5X41.8X0.7)	AR	
8-6	09181-33005	SHIM (33.5X41.8X0.75)	AR	
8-7	09181-33006	SHIM (33.5X41.8X0.8)	AR	
8-8	09181-33007	SHIM (33.5X41.8X0.85)	AR	
8-9	09181-33008	SHIM (33.5X41.8X0.9)	AR	
8-10	09181-33009	SHIM (33.5X41.8X0.95)	AR	
8-11	09181-35110	SHIM (35X42X1)	AR	
9-1	09181-30186	SHIM (30X42X0.5)	AR	FORWARD BACKUP
9-2	09181-30187	SHIM (30X42X0.6)	AR	
9-3	09181-30188	SHIM (30X42X0.7)	AR	
9-4	09181-30190	SHIM (30X42X0.8)	AR	
9-5	09181-30192	SHIM (30X42X0.9)	AR	
10-1	08221-35455	SHIM	AR	REVERSE BACKUP
10-2	09181-35131	SHIM (35X46X0.6)	AR	
10-3	09181-35132	SHIM (35X46X0.7)	AR	
10-4	08221-35456	SHIM	AR	
10-5	09181-35136	SHIM (35X46X0.9)	AR	
10-6	08211-35451	WASHER	AR	
11-1	09160-22018	WASHER (22.2X28X1.8)	1	PROP SHAFT THRUST
11-2	09160-22019	WASHER (22.5X28X1.9)	1	
11-3	09160-22020	WASHER (22.5X28X2)	1	
11-4	09160-22021	WASHER (22.5X28X2.1)	1	
11-5	09160-22022	WASHER (22.5X28X2.2)	1	

FIG.102

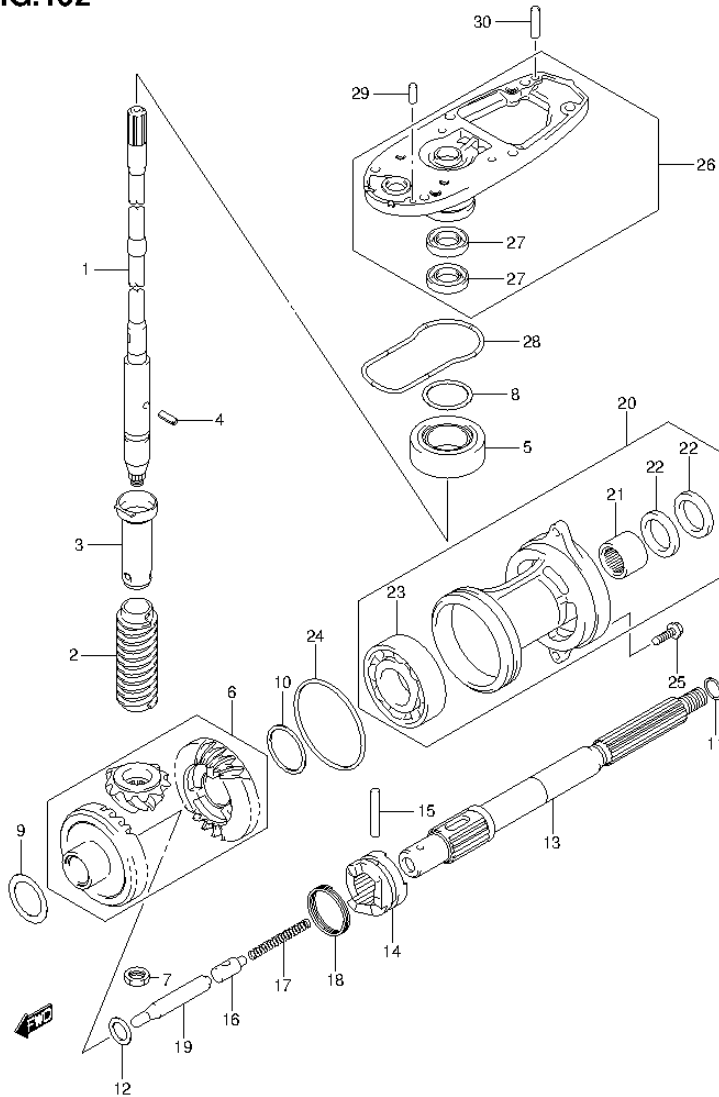


FIG.102 (1-I-11) TRANSMISSION (DF50ATH E1)

REF NO.	PART NO.	DESCRIPTION	Q'TY	REMARKS
11-6	09160-22023	WASHER (22.5X28X2.3)	1	
12	08211-20263	WASHER	1	
13	57610-94402	SHAFT, PROPELLER	1	
14	57621-87J02	SHIFTER, CLUTCH DOG	1	
15	09202-05022	PIN	1	
16	57634-88L00	PIN, PUSH	1	
17	09440-08043	SPRING	1	
18	09440-40002	SPRING	1	
19	57631-95303	ROD, PUSH	1	
20	56120-94321-0EP	HOUSING, PROP SHAFT BEARING (BLACK)	1	
21	09263-22020	.BEARING (22.2X28.5X19)	1	
22	09289-22007	.OIL SEAL (22X35X5)	2	
23	09262-35070	.BEARING (35X62X14)	1	
24	09280-75001	O RING (D:3.3,ID:75)	1	
25	09116-08122	BOLT (8X30)	2	
26	56130-87J10-0EP	HOUSING, DRIVE SHAFT BEARING (BLACK)	1	
27	09282-17005	.OIL SEAL (17X32X6)	2	
28	55122-88L00	RING, GEAR CASE SEAL	1	
29	09202-06025	PIN	1	
30	09202-06027	PIN	1	

FIG.103

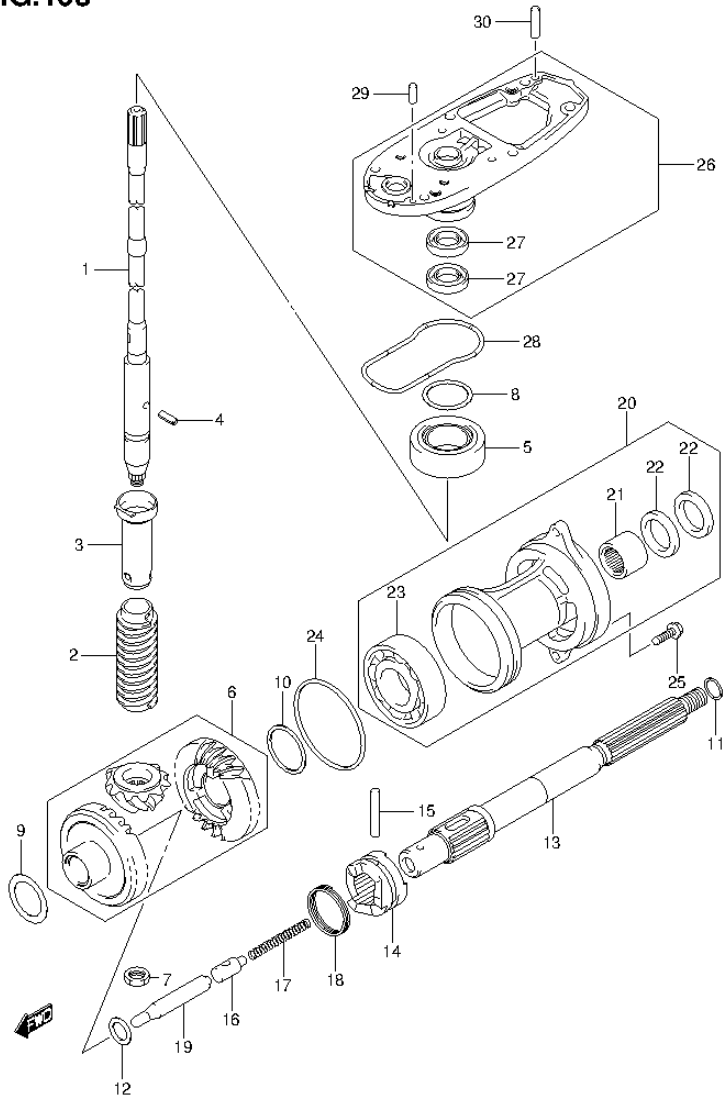


FIG.103 (1-I-12) TRANSMISSION (DF60A E1)

REF NO.	PART NO.	DESCRIPTION	Q'TY	REMARKS
1-1	57110-88L02	SHAFT ASSY, DRIVE (S)	1	W/TRANSOM(S)
1-2	57110-88L12	SHAFT ASSY, DRIVE (L)	1	W/TRANSOM(L)
1-3	57110-88L22	SHAFT ASSY, DRIVE (X)	1	W/TRANSOM(X)
2	57133-88L01	COLLAR, DRIVE SHAFT	1	
3	57133-94400	HOUSING, DRIVE SHAFT SPRING	1	
4	09205-03019	SPRING	1	
5	09265-20015	BEARING ASSY (20X42X15)	1	
6	57300-87851	PINION/GEAR SET	1	
7	09140-12034	NUT	1	
8-1	09181-35101	SHIM (35X42X0.5)	AR	DRIVE SHAFT ADJUST
8-2	09181-33001	SHIM (33.5X41.8X0.55)	AR	
8-3	09181-33002	SHIM (33.5X41.8X0.6)	AR	
8-4	09181-33003	SHIM (33.5X41.8X0.65)	AR	
8-5	09181-33004	SHIM (33.5X41.8X0.7)	AR	
8-6	09181-33005	SHIM (33.5X41.8X0.75)	AR	
8-7	09181-33006	SHIM (33.5X41.8X0.8)	AR	
8-8	09181-33007	SHIM (33.5X41.8X0.85)	AR	
8-9	09181-33008	SHIM (33.5X41.8X0.9)	AR	
8-10	09181-33009	SHIM (33.5X41.8X0.95)	AR	
8-11	09181-35110	SHIM (35X42X1)	AR	
9-1	09181-30186	SHIM (30X42X0.5)	AR	FORWARD BACKUP
9-2	09181-30187	SHIM (30X42X0.6)	AR	
9-3	09181-30188	SHIM (30X42X0.7)	AR	
9-4	09181-30190	SHIM (30X42X0.8)	AR	
9-5	09181-30192	SHIM (30X42X0.9)	AR	
10-1	08221-35455	SHIM	AR	REVERSE BACKUP
10-2	09181-35131	SHIM (35X46X0.6)	AR	
10-3	09181-35132	SHIM (35X46X0.7)	AR	
10-4	08221-35456	SHIM	AR	
10-5	09181-35136	SHIM (35X46X0.9)	AR	
10-6	08211-35451	WASHER	AR	
11-1	09160-22018	WASHER (22.2X28X1.8)	1	PROP SHAFT THRUST
11-2	09160-22019	WASHER (22.5X28X1.9)	1	
11-3	09160-22020	WASHER (22.5X28X2)	1	

FIG.103

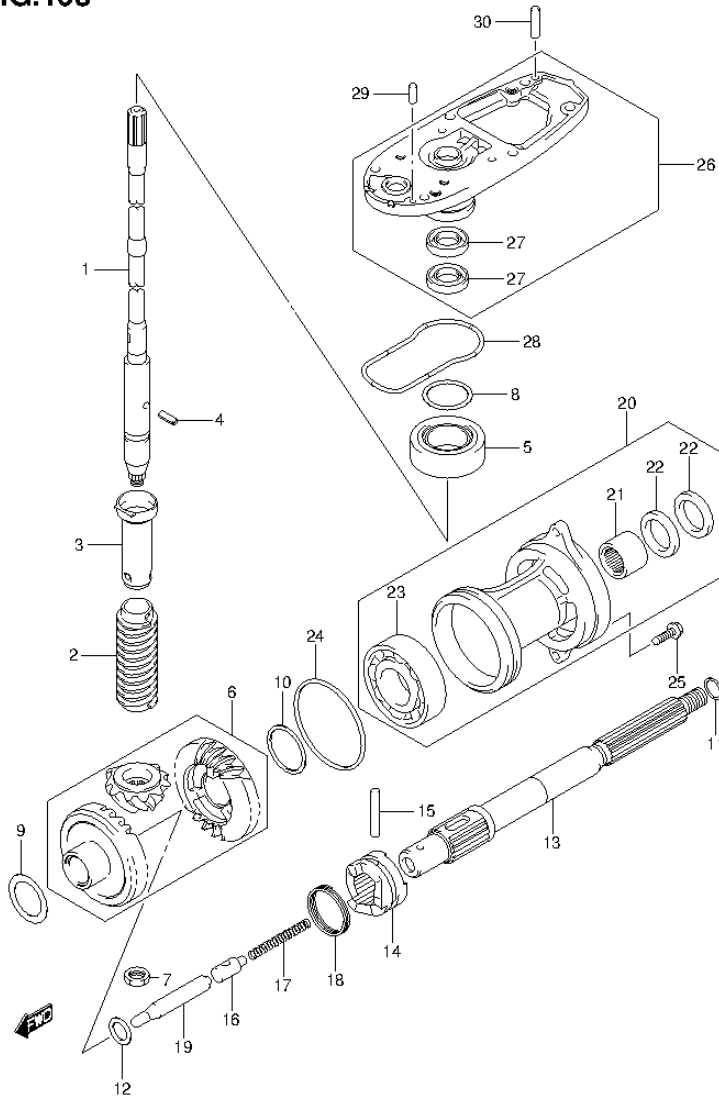


FIG.103 (1-I-13) TRANSMISSION (DF60A E1)

REF NO.	PART NO.	DESCRIPTION	Q'TY	REMARKS
11-4	09160-22021	WASHER (22.5X28X2.1)	1	
11-5	09160-22022	WASHER (22.5X28X2.2)	1	
11-6	09160-22023	WASHER (22.5X28X2.3)	1	
12	08211-20263	WASHER	1	
13	57610-94402	SHAFT, PROPELLER	1	
14	57621-87J02	SHIFTER, CLUTCH DOG	1	
15	09202-05022	PIN	1	
16	57634-88L00	PIN, PUSH	1	
17	09440-08043	SPRING	1	
18	09440-40002	SPRING	1	
19	57631-95303	ROD, PUSH	1	
20-1	56120-94321-0EP	HOUSING, PROP SHAFT BEARING (BLACK)	1	
20-2	56120-94321-Y5S	HOUSING, PROP SHAFT BEARING (WHITE)	1	
21	09263-22020	.BEARING (22.2X28.5X19)	1	
22	09289-22007	.OIL SEAL (22X35X5)	2	
23	09262-35070	.BEARING (35X62X14)	1	
24	09280-75001	O RING (D:3.3, ID:75)	1	
25	09116-08122	BOLT (8X30)	2	
26-1	56130-87J10-0EP	HOUSING, DRIVE SHAFT BEARING (BLACK)	1	
26-2	56130-87J10-Y5S	HOUSING, DRIVE SHAFT BEARING (WHITE)	1	
27	09282-17005	.OIL SEAL (17X32X6)	2	
28	55122-88L00	RING, GEAR CASE SEAL	1	
29	09202-06025	PIN	1	
30	09202-06027	PIN	1	

FIG.104

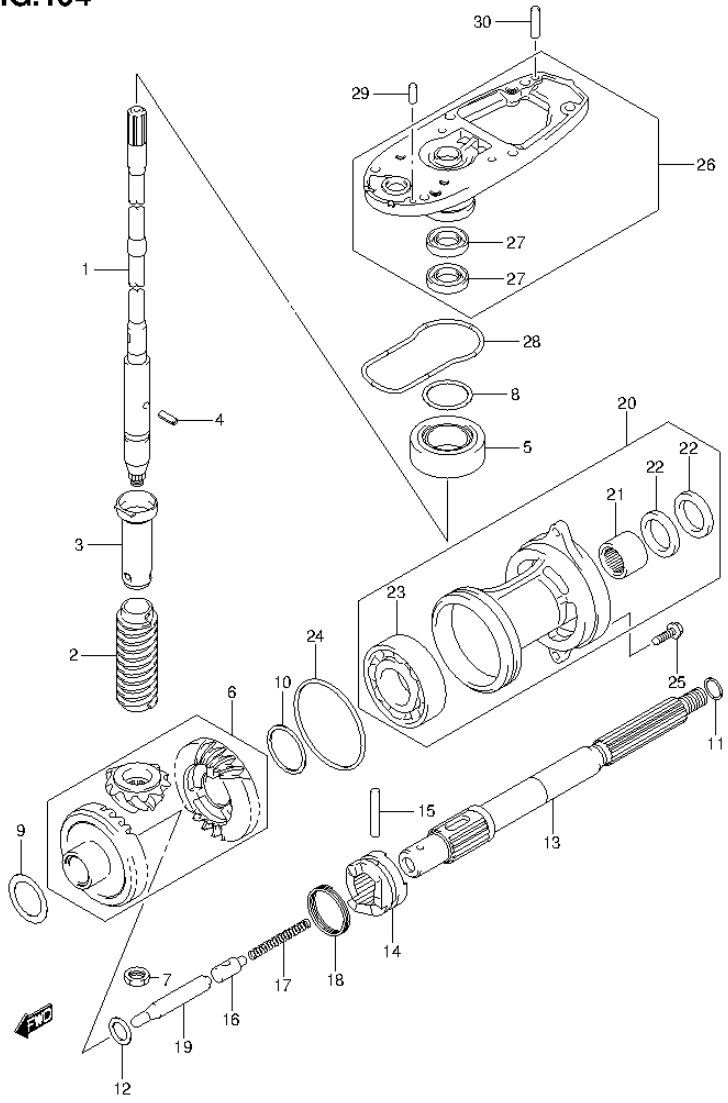


FIG.104 (1-I-14) TRANSMISSION (DF60A E40)

REF NO.	PART NO.	DESCRIPTION	Q'TY	REMARKS
1-1	57110-88L12	SHAFT ASSY, DRIVE (L)	1	W/TRANSOM(L)
1-2	57110-88L22	SHAFT ASSY, DRIVE (X)	1	W/TRANSOM(X)
2	57133-88L01	COLLAR, DRIVE SHAFT	1	
3	57133-94400	HOUSING, DRIVE SHAFT SPRING	1	
4	09205-03019	SPRING	1	
5	09265-20015	BEARING ASSY (20X42X15)	1	
6	57300-87851	PINION/GEAR SET	1	
7	09140-12034	NUT	1	
8-1	09181-35101	SHIM (35X42X0.5)	AR	DRIVE SHAFT ADJUST
8-2	09181-33001	SHIM (33.5X41.8X0.55)	AR	
8-3	09181-33002	SHIM (33.5X41.8X0.6)	AR	
8-4	09181-33003	SHIM (33.5X41.8X0.65)	AR	
8-5	09181-33004	SHIM (33.5X41.8X0.7)	AR	
8-6	09181-33005	SHIM (33.5X41.8X0.75)	AR	
8-7	09181-33006	SHIM (33.5X41.8X0.8)	AR	
8-8	09181-33007	SHIM (33.5X41.8X0.85)	AR	
8-9	09181-33008	SHIM (33.5X41.8X0.9)	AR	
8-10	09181-33009	SHIM (33.5X41.8X0.95)	AR	
8-11	09181-35110	SHIM (35X42X1)	AR	
9-1	09181-30186	SHIM (30X42X0.5)	AR	FORWARD BACKUP
9-2	09181-30187	SHIM (30X42X0.6)	AR	
9-3	09181-30188	SHIM (30X42X0.7)	AR	
9-4	09181-30190	SHIM (30X42X0.8)	AR	
9-5	09181-30192	SHIM (30X42X0.9)	AR	
10-1	08221-35455	SHIM	AR	REVERSE BACKUP
10-2	09181-35131	SHIM (35X46X0.6)	AR	
10-3	09181-35132	SHIM (35X46X0.7)	AR	
10-4	08221-35456	SHIM	AR	
10-5	09181-35136	SHIM (35X46X0.9)	AR	
10-6	08211-35451	WASHER	AR	
11-1	09160-22018	WASHER (22.2X28X1.8)	1	PROP SHAFT THRUST
11-2	09160-22019	WASHER (22.5X28X1.9)	1	
11-3	09160-22020	WASHER (22.5X28X2)	1	
11-4	09160-22021	WASHER (22.5X28X2.1)	1	

FIG.104

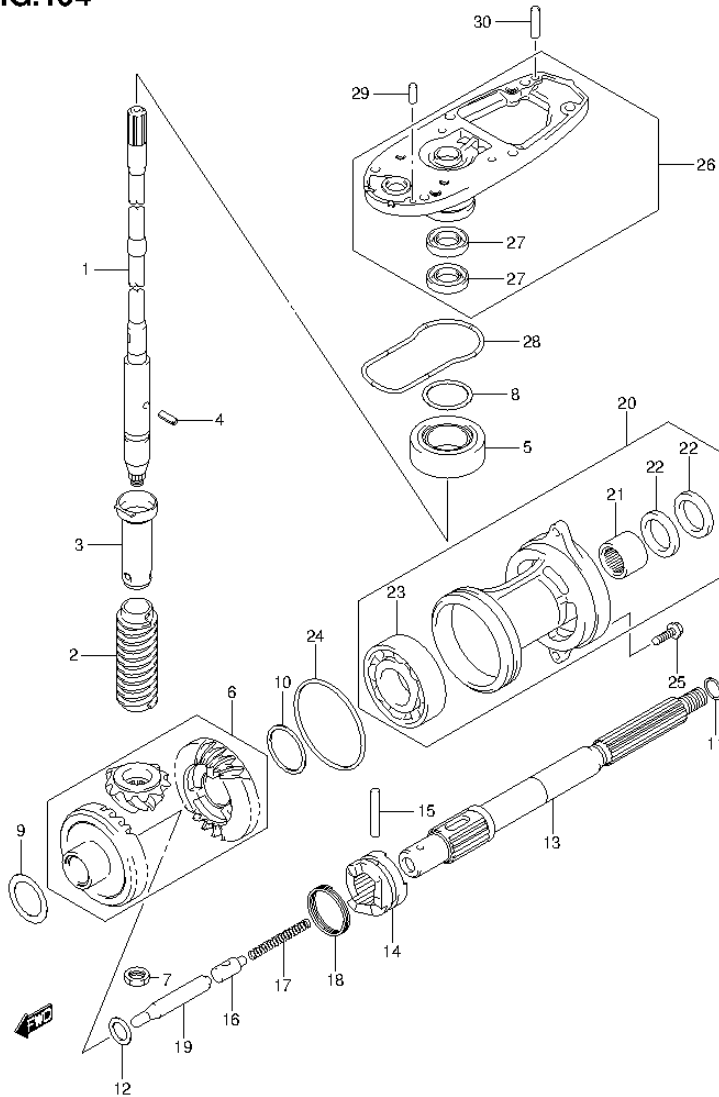


FIG.104 (1-I-15) TRANSMISSION (DF60A E40)

REF NO.	PART NO.	DESCRIPTION	Q'TY	REMARKS
11-5	09160-22022	WASHER (22.5X28X2.2)	1	
11-6	09160-22023	WASHER (22.5X28X2.3)	1	
12	08211-20263	WASHER	1	
13	57610-94402	SHAFT, PROPELLER	1	
14	57621-87J02	SHIFTER, CLUTCH DOG	1	
15	09202-05022	PIN	1	
16	57634-88L00	PIN, PUSH	1	
17	09440-08043	SPRING	1	
18	09440-40002	SPRING	1	
19	57631-95303	ROD, PUSH	1	
20	56120-94321-0EP	HOUSING, PROP SHAFT BEARING (BLACK)	1	
21	09263-22020	BEARING (22.2X28.5X19)	1	
22	09289-22007	.OIL SEAL (22X35X5)	2	
23	09262-35070	.BEARING (35X62X14)	1	
24	09280-75001	O RING (D:3.3, ID:75)	1	
25	09116-08122	BOLT (8X30)	2	
26	56130-87J10-0EP	HOUSING, DRIVE SHAFT BEARING (BLACK)	1	
27	09282-17005	.OIL SEAL (17X32X6)	2	
28	55122-88L00	RING, GEAR CASE SEAL	1	
29	09202-06025	PIN	1	
30	09202-06027	PIN	1	

FIG.105

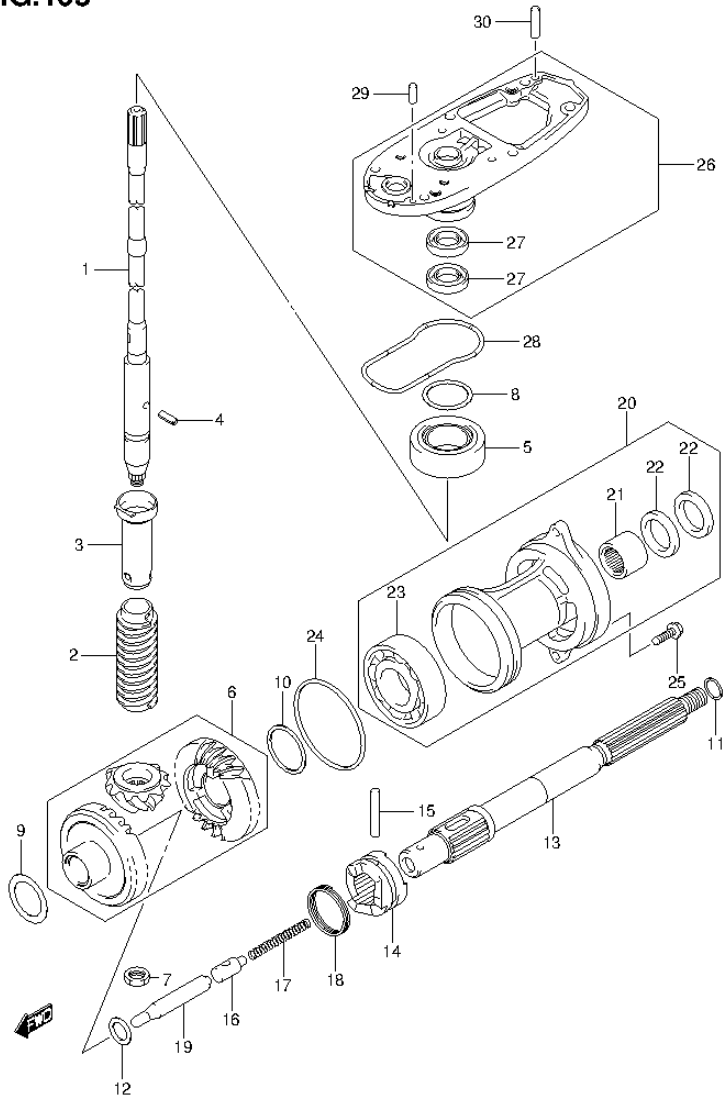


FIG.105 (1-J-2) TRANSMISSION (DF60AQH E1)

REF NO.	PART NO.	DESCRIPTION	Q'TY	REMARKS
1-1	57110-88L12	SHAFT ASSY, DRIVE (L)	1	W/TRANSOM(L)
1-2	57110-88L22	SHAFT ASSY, DRIVE (X)	1	W/TRANSOM(X)
2	57133-88L01	COLLAR, DRIVE SHAFT	1	
3	57133-94400	HOUSING, DRIVE SHAFT SPRING	1	
4	09205-03019	SPRING	1	
5	09265-20015	BEARING ASSY (20X42X15)	1	
6	57300-87851	PINION/GEAR SET	1	
7	09140-12034	NUT	1	
8-1	09181-35101	SHIM (35X42X0.5)	AR	DRIVE SHAFT ADJUST
8-2	09181-33001	SHIM (33.5X41.8X0.55)	AR	
8-3	09181-33002	SHIM (33.5X41.8X0.6)	AR	
8-4	09181-33003	SHIM (33.5X41.8X0.65)	AR	
8-5	09181-33004	SHIM (33.5X41.8X0.7)	AR	
8-6	09181-33005	SHIM (33.5X41.8X0.75)	AR	
8-7	09181-33006	SHIM (33.5X41.8X0.8)	AR	
8-8	09181-33007	SHIM (33.5X41.8X0.85)	AR	
8-9	09181-33008	SHIM (33.5X41.8X0.9)	AR	
8-10	09181-33009	SHIM (33.5X41.8X0.95)	AR	
8-11	09181-35110	SHIM (35X42X1)	AR	
9-1	09181-30186	SHIM (30X42X0.5)	AR	FORWARD BACKUP
9-2	09181-30187	SHIM (30X42X0.6)	AR	
9-3	09181-30188	SHIM (30X42X0.7)	AR	
9-4	09181-30190	SHIM (30X42X0.8)	AR	
9-5	09181-30192	SHIM (30X42X0.9)	AR	
10-1	08221-35455	SHIM	AR	REVERSE BACKUP
10-2	09181-35131	SHIM (35X46X0.6)	AR	
10-3	09181-35132	SHIM (35X46X0.7)	AR	
10-4	08221-35456	SHIM	AR	
10-5	09181-35136	SHIM (35X46X0.9)	AR	
10-6	08211-35451	WASHER	AR	
11-1	09160-22018	WASHER (22.2X28X1.8)	1	PROP SHAFT THRUST
11-2	09160-22019	WASHER (22.5X28X1.9)	1	
11-3	09160-22020	WASHER (22.5X28X2)	1	
11-4	09160-22021	WASHER (22.5X28X2.1)	1	

FIG.105

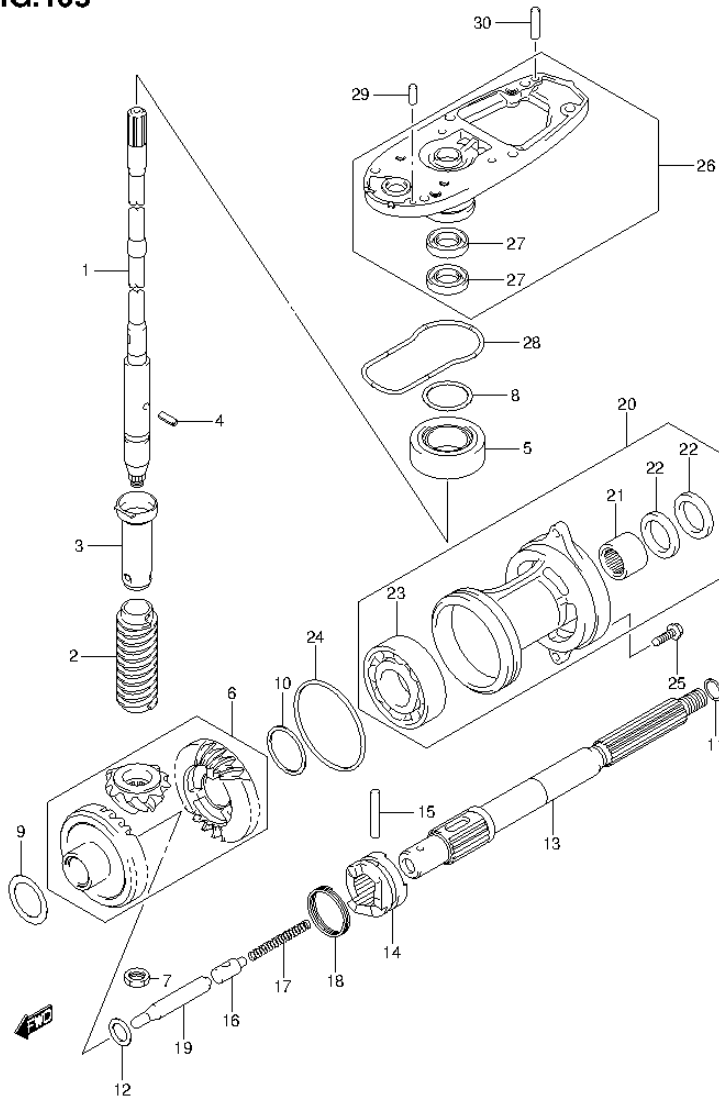


FIG.105 (1-J-3) TRANSMISSION (DF60AQH E1)

REF NO.	PART NO.	DESCRIPTION	Q'TY	REMARKS
11-5	09160-22022	WASHER (22.5X28X2.2)	1	
11-6	09160-22023	WASHER (22.5X28X2.3)	1	
12	08211-20263	WASHER	1	
13	57610-94402	SHAFT, PROPELLER	1	
14	57621-87J02	SHIFTER, CLUTCH DOG	1	
15	09202-05022	PIN	1	
16	57634-88L00	PIN, PUSH	1	
17	09440-08043	SPRING	1	
18	09440-40002	SPRING	1	
19	57631-95303	ROD, PUSH	1	
20	56120-94321-0EP	HOUSING, PROP SHAFT BEARING (BLACK)	1	
21	09263-22020	BEARING (22.2X28.5X19)	1	
22	09289-22007	.OIL SEAL (22X35X5)	2	
23	09262-35070	BEARING (35X62X14)	1	
24	09280-75001	O RING (D:3.3, ID:75)	1	
25	09116-08122	BOLT (8X30)	2	
26	56130-87J10-0EP	HOUSING, DRIVE SHAFT BEARING (BLACK)	1	
27	09282-17005	.OIL SEAL (17X32X6)	2	
28	55122-88L00	RING, GEAR CASE SEAL	1	
29	09202-06025	PIN	1	
30	09202-06027	PIN	1	

FIG.106

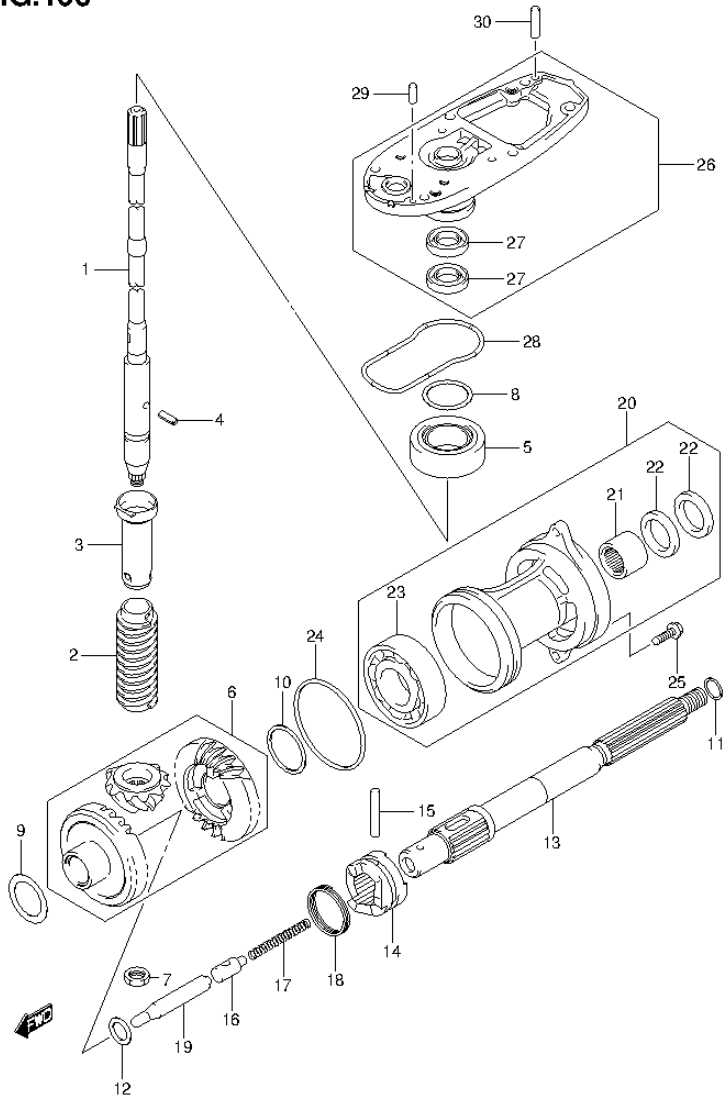


FIG.106 (1-J-4) TRANSMISSION (DF60AQH E40)

REF NO.	PART NO.	DESCRIPTION	Q'TY	REMARKS
1-1	57110-88L12	SHAFT ASSY, DRIVE (L)	1	W/TRANSOM(L)
1-2	57110-88L22	SHAFT ASSY, DRIVE (X)	1	W/TRANSOM(X)
2	57133-88L01	COLLAR, DRIVE SHAFT	1	
3	57133-94400	HOUSING, DRIVE SHAFT SPRING	1	
4	09205-03019	SPRING	1	
5	09265-20015	BEARING ASSY (20X42X15)	1	
6	57300-87851	PINION/GEAR SET	1	
7	09140-12034	NUT	1	
8-1	09181-35101	SHIM (35X42X0.5)	AR	DRIVE SHAFT ADJUST
8-2	09181-33001	SHIM (33.5X41.8X0.55)	AR	
8-3	09181-33002	SHIM (33.5X41.8X0.6)	AR	
8-4	09181-33003	SHIM (33.5X41.8X0.65)	AR	
8-5	09181-33004	SHIM (33.5X41.8X0.7)	AR	
8-6	09181-33005	SHIM (33.5X41.8X0.75)	AR	
8-7	09181-33006	SHIM (33.5X41.8X0.8)	AR	
8-8	09181-33007	SHIM (33.5X41.8X0.85)	AR	
8-9	09181-33008	SHIM (33.5X41.8X0.9)	AR	
8-10	09181-33009	SHIM (33.5X41.8X0.95)	AR	
8-11	09181-35110	SHIM (35X42X1)	AR	
9-1	09181-30186	SHIM (30X42X0.5)	AR	FORWARD BACKUP
9-2	09181-30187	SHIM (30X42X0.6)	AR	
9-3	09181-30188	SHIM (30X42X0.7)	AR	
9-4	09181-30190	SHIM (30X42X0.8)	AR	
9-5	09181-30192	SHIM (30X42X0.9)	AR	
10-1	08221-35455	SHIM	AR	REVERSE BACKUP
10-2	09181-35131	SHIM (35X46X0.6)	AR	
10-3	09181-35132	SHIM (35X46X0.7)	AR	
10-4	08221-35456	SHIM	AR	
10-5	09181-35136	SHIM (35X46X0.9)	AR	
10-6	08211-35451	WASHER	AR	
11-1	09160-22018	WASHER (22.2X28X1.8)	1	PROP SHAFT THRUST
11-2	09160-22019	WASHER (22.5X28X1.9)	1	
11-3	09160-22020	WASHER (22.5X28X2)	1	
11-4	09160-22021	WASHER (22.5X28X2.1)	1	

FIG.106

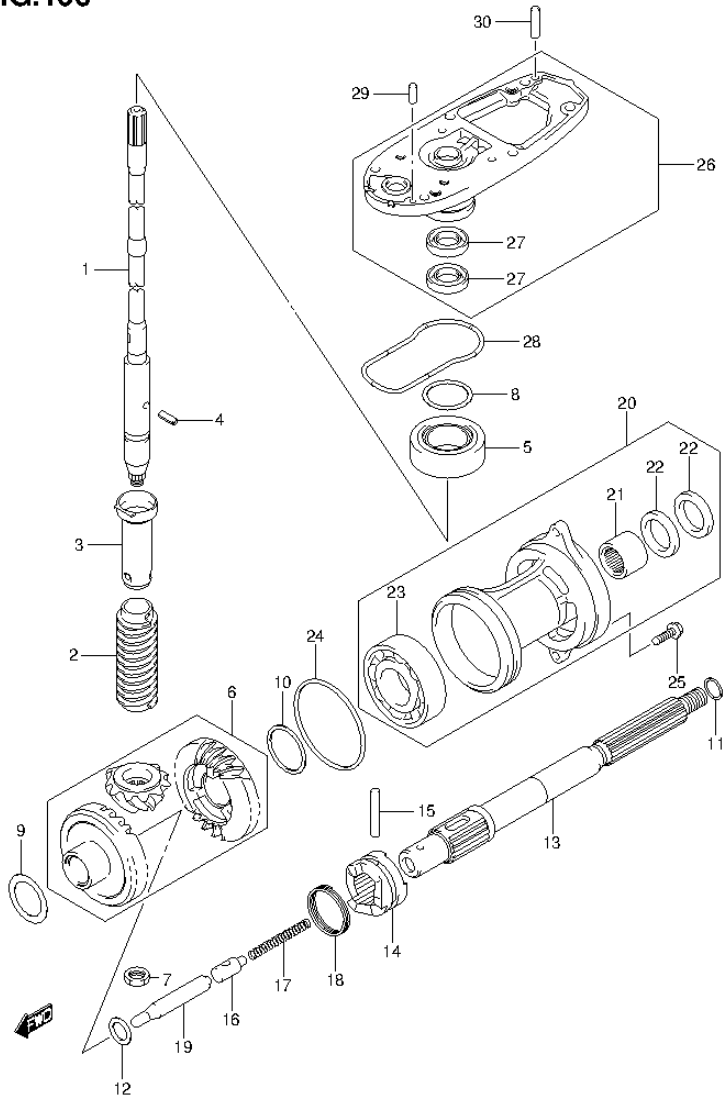


FIG.106 (1-J-5) TRANSMISSION (DF60AQH E40)

REF NO.	PART NO.	DESCRIPTION	Q'TY	REMARKS
11-5	09160-22022	WASHER (22.5X28X2.2)	1	
11-6	09160-22023	WASHER (22.5X28X2.3)	1	
12	08211-20263	WASHER	1	
13	57610-94402	SHAFT, PROPELLER	1	
14	57621-87J02	SHIFTER, CLUTCH DOG	1	
15	09202-05022	PIN	1	
16	57634-88L00	PIN, PUSH	1	
17	09440-08043	SPRING	1	
18	09440-40002	SPRING	1	
19	57631-95303	ROD, PUSH	1	
20	56120-94321-0EP	HOUSING, PROP SHAFT BEARING (BLACK)	1	
21	09263-22020	BEARING (22.2X28.5X19)	1	
22	09289-22007	.OIL SEAL (22X35X5)	2	
23	09262-35070	BEARING (35X62X14)	1	
24	09280-75001	O RING (D:3.3, ID:75)	1	
25	09116-08122	BOLT (8X30)	2	
26	56130-87J10-0EP	HOUSING, DRIVE SHAFT BEARING (BLACK)	1	
27	09282-17005	.OIL SEAL (17X32X6)	2	
28	55122-88L00	RING, GEAR CASE SEAL	1	
29	09202-06025	PIN	1	
30	09202-06027	PIN	1	

FIG.107

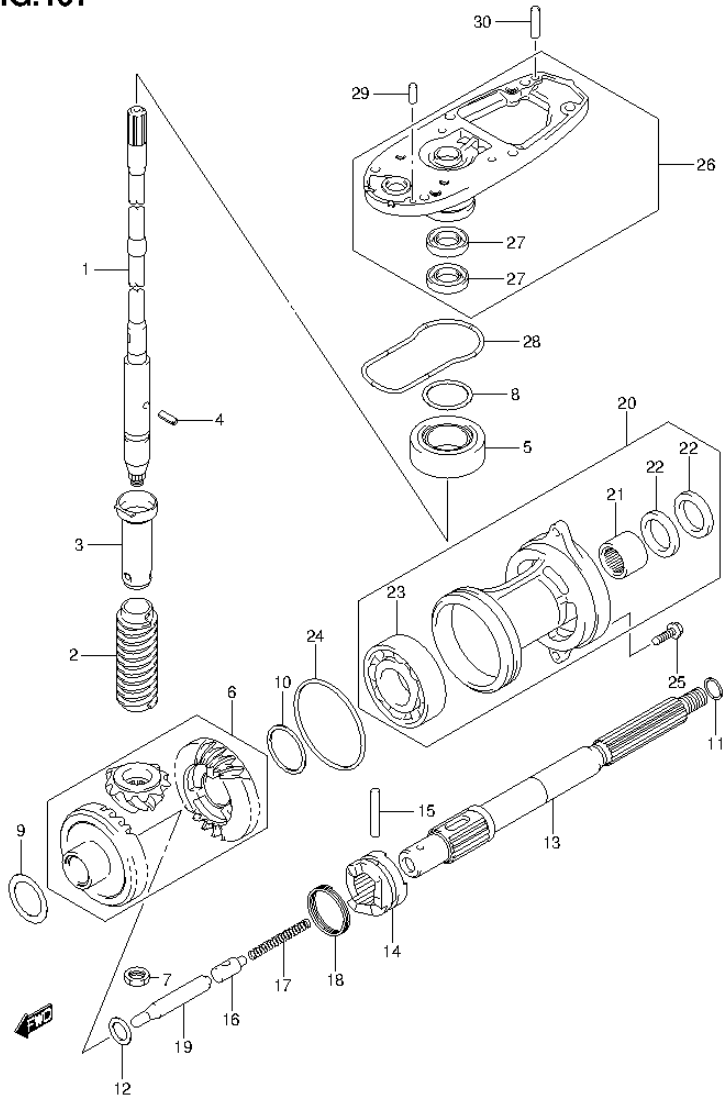


FIG.107 (1-J-6) TRANSMISSION (DF60ATH E1)

REF NO.	PART NO.	DESCRIPTION	Q'TY	REMARKS
1-1	57110-88L12	SHAFT ASSY, DRIVE (L)	1	W/TRANSOM(L)
1-2	57110-88L22	SHAFT ASSY, DRIVE (X)	1	W/TRANSOM(X)
2	57133-88L01	COLLAR, DRIVE SHAFT	1	
3	57133-94400	HOUSING, DRIVE SHAFT SPRING	1	
4	09205-03019	SPRING	1	
5	09265-20015	BEARING ASSY (20X42X15)	1	
6	57300-87851	PINION/GEAR SET	1	
7	09140-12034	NUT	1	
8-1	09181-35101	SHIM (35X42X0.5)	AR	DRIVE SHAFT ADJUST
8-2	09181-33001	SHIM (33.5X41.8X0.55)	AR	
8-3	09181-33002	SHIM (33.5X41.8X0.6)	AR	
8-4	09181-33003	SHIM (33.5X41.8X0.65)	AR	
8-5	09181-33004	SHIM (33.5X41.8X0.7)	AR	
8-6	09181-33005	SHIM (33.5X41.8X0.75)	AR	
8-7	09181-33006	SHIM (33.5X41.8X0.8)	AR	
8-8	09181-33007	SHIM (33.5X41.8X0.85)	AR	
8-9	09181-33008	SHIM (33.5X41.8X0.9)	AR	
8-10	09181-33009	SHIM (33.5X41.8X0.95)	AR	
8-11	09181-35110	SHIM (35X42X1)	AR	
9-1	09181-30186	SHIM (30X42X0.5)	AR	FORWARD BACKUP
9-2	09181-30187	SHIM (30X42X0.6)	AR	
9-3	09181-30188	SHIM (30X42X0.7)	AR	
9-4	09181-30190	SHIM (30X42X0.8)	AR	
9-5	09181-30192	SHIM (30X42X0.9)	AR	
10-1	08221-35455	SHIM	AR	REVERSE BACKUP
10-2	09181-35131	SHIM (35X46X0.6)	AR	
10-3	09181-35132	SHIM (35X46X0.7)	AR	
10-4	08221-35456	SHIM	AR	
10-5	09181-35136	SHIM (35X46X0.9)	AR	
10-6	08211-35451	WASHER	AR	
11-1	09160-22018	WASHER (22.2X28X1.8)	1	PROP SHAFT THRUST
11-2	09160-22019	WASHER (22.5X28X1.9)	1	
11-3	09160-22020	WASHER (22.5X28X2)	1	
11-4	09160-22021	WASHER (22.5X28X2.1)	1	

FIG.107

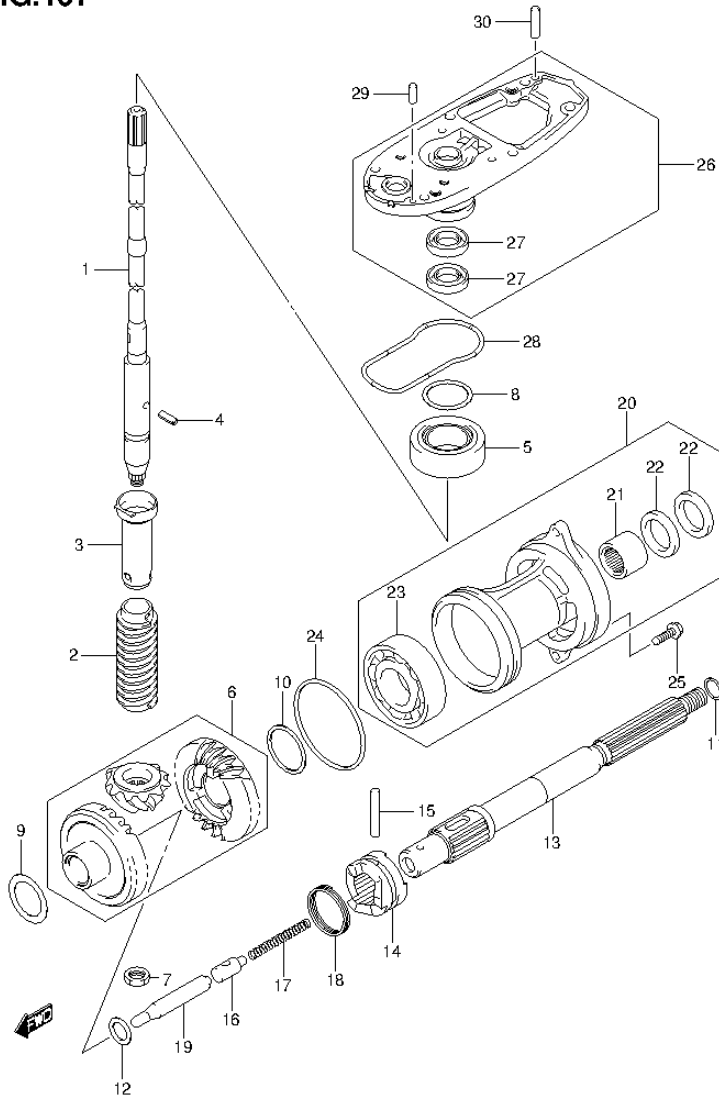


FIG.107 (1-J-7) TRANSMISSION (DF60ATH E1)

REF NO.	PART NO.	DESCRIPTION	Q'TY	REMARKS
11-5	09160-22022	WASHER (22.5X28X2.2)	1	
11-6	09160-22023	WASHER (22.5X28X2.3)	1	
12	08211-20263	WASHER	1	
13	57610-94402	SHAFT, PROPELLER	1	
14	57621-87J02	SHIFTER, CLUTCH DOG	1	
15	09202-05022	PIN	1	
16	57634-88L00	PIN, PUSH	1	
17	09440-08043	SPRING	1	
18	09440-40002	SPRING	1	
19	57631-95303	ROD, PUSH	1	
20	56120-94321-0EP	HOUSING, PROP SHAFT BEARING (BLACK)	1	
21	09263-22020	BEARING (22.2X28.5X19)	1	
22	09289-22007	.OIL SEAL (22X35X5)	2	
23	09262-35070	BEARING (35X62X14)	1	
24	09280-75001	O RING (D:3.3, ID:75)	1	
25	09116-08122	BOLT (8X30)	2	
26	56130-87J10-0EP	HOUSING, DRIVE SHAFT BEARING (BLACK)	1	
27	09282-17005	.OIL SEAL (17X32X6)	2	
28	55122-88L00	RING, GEAR CASE SEAL	1	
29	09202-06025	PIN	1	
30	09202-06027	PIN	1	

FIG.108

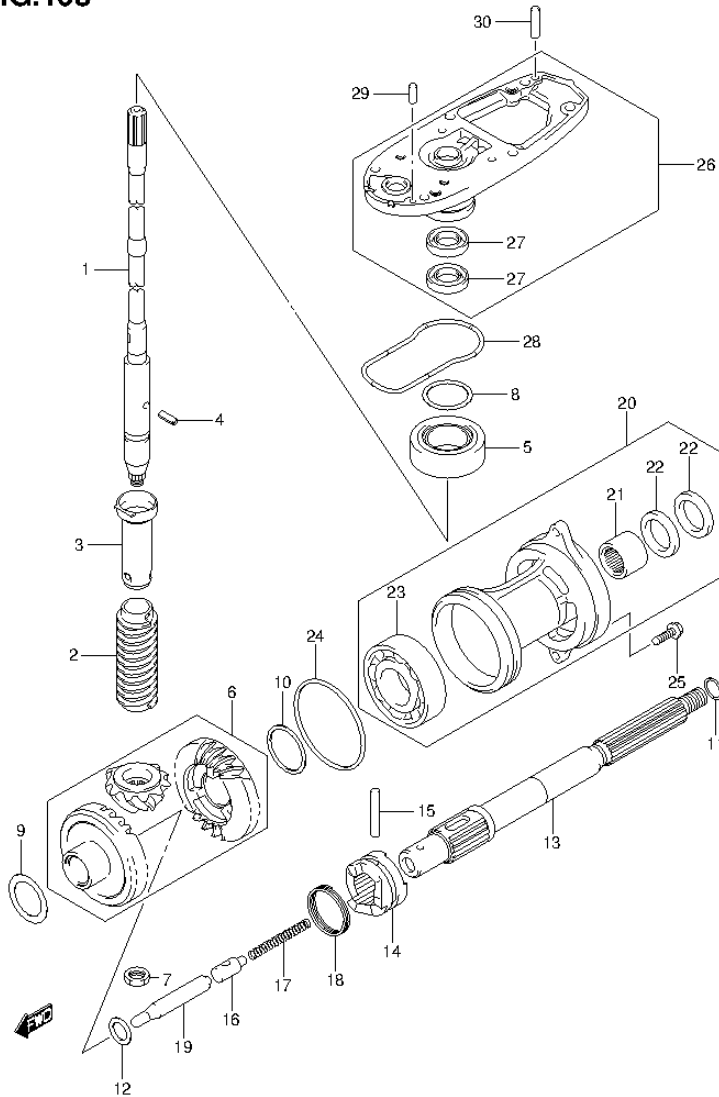


FIG.108 (1-J-8) TRANSMISSION (DF60ATH E40)

REF NO.	PART NO.	DESCRIPTION	Q'TY	REMARKS
1-1	57110-88L12	SHAFT ASSY, DRIVE (L)	1	W/TRANSOM(L)
1-2	57110-88L22	SHAFT ASSY, DRIVE (X)	1	W/TRANSOM(X)
2	57133-88L01	COLLAR, DRIVE SHAFT	1	
3	57133-94400	HOUSING, DRIVE SHAFT SPRING	1	
4	09205-03019	SPRING	1	
5	09265-20015	BEARING ASSY (20X42X15)	1	
6	57300-87851	PINION/GEAR SET	1	
7	09140-12034	NUT	1	
8-1	09181-35101	SHIM (35X42X0.5)	AR	DRIVE SHAFT ADJUST
8-2	09181-33001	SHIM (33.5X41.8X0.55)	AR	
8-3	09181-33002	SHIM (33.5X41.8X0.6)	AR	
8-4	09181-33003	SHIM (33.5X41.8X0.65)	AR	
8-5	09181-33004	SHIM (33.5X41.8X0.7)	AR	
8-6	09181-33005	SHIM (33.5X41.8X0.75)	AR	
8-7	09181-33006	SHIM (33.5X41.8X0.8)	AR	
8-8	09181-33007	SHIM (33.5X41.8X0.85)	AR	
8-9	09181-33008	SHIM (33.5X41.8X0.9)	AR	
8-10	09181-33009	SHIM (33.5X41.8X0.95)	AR	
8-11	09181-35110	SHIM (35X42X1)	AR	
9-1	09181-30186	SHIM (30X42X0.5)	AR	FORWARD BACKUP
9-2	09181-30187	SHIM (30X42X0.6)	AR	
9-3	09181-30188	SHIM (30X42X0.7)	AR	
9-4	09181-30190	SHIM (30X42X0.8)	AR	
9-5	09181-30192	SHIM (30X42X0.9)	AR	
10-1	08221-35455	SHIM	AR	REVERSE BACKUP
10-2	09181-35131	SHIM (35X46X0.6)	AR	
10-3	09181-35132	SHIM (35X46X0.7)	AR	
10-4	08221-35456	SHIM	AR	
10-5	09181-35136	SHIM (35X46X0.9)	AR	
10-6	08211-35451	WASHER	AR	
11-1	09160-22018	WASHER (22.2X28X1.8)	1	PROP SHAFT THRUST
11-2	09160-22019	WASHER (22.5X28X1.9)	1	
11-3	09160-22020	WASHER (22.5X28X2)	1	
11-4	09160-22021	WASHER (22.5X28X2.1)	1	

FIG.108

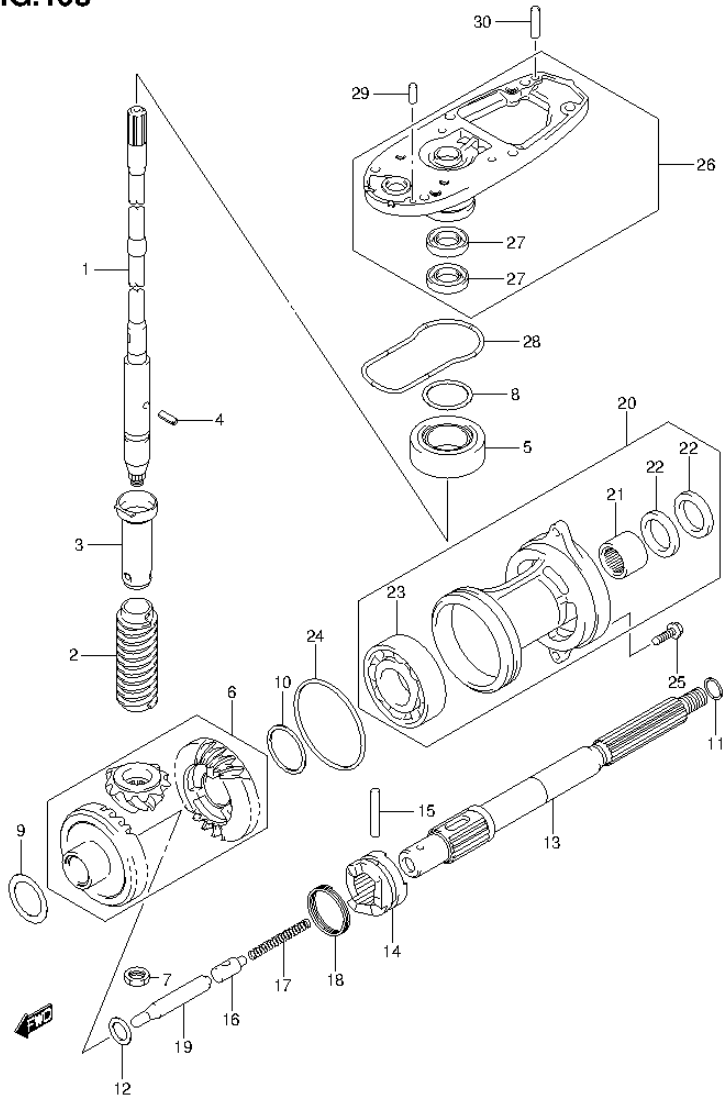


FIG.108 (1-J-9) TRANSMISSION (DF60ATH E40)

REF NO.	PART NO.	DESCRIPTION	Q'TY	REMARKS
11-5	09160-22022	WASHER (22.5X28X2.2)	1	
11-6	09160-22023	WASHER (22.5X28X2.3)	1	
12	08211-20263	WASHER	1	
13	57610-94402	SHAFT, PROPELLER	1	
14	57621-87J02	SHIFTER, CLUTCH DOG	1	
15	09202-05022	PIN	1	
16	57634-88L00	PIN, PUSH	1	
17	09440-08043	SPRING	1	
18	09440-40002	SPRING	1	
19	57631-95303	ROD, PUSH	1	
20	56120-94321-0EP	HOUSING, PROP SHAFT BEARING (BLACK)	1	
21	09263-22020	BEARING (22.2X28.5X19)	1	
22	09289-22007	.OIL SEAL (22X35X5)	2	
23	09262-35070	BEARING (35X62X14)	1	
24	09280-75001	O RING (D:3.3, ID:75)	1	
25	09116-08122	BOLT (8X30)	2	
26	56130-87J10-0EP	HOUSING, DRIVE SHAFT BEARING (BLACK)	1	
27	09282-17005	.OIL SEAL (17X32X6)	2	
28	55122-88L00	RING, GEAR CASE SEAL	1	
29	09202-06025	PIN	1	
30	09202-06027	PIN	1	

FIG.109

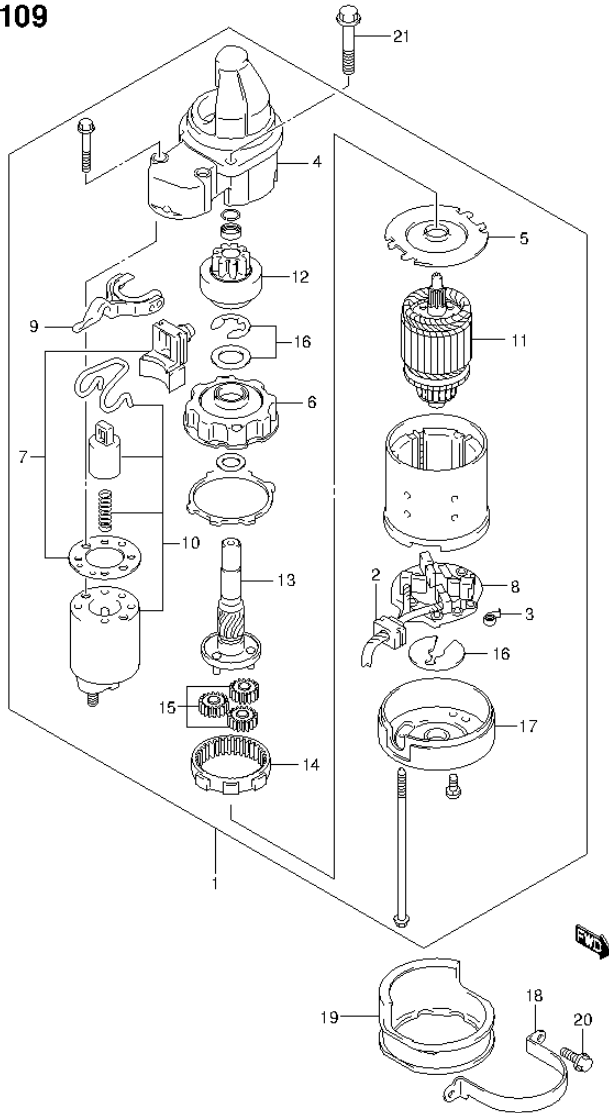


FIG.109 (1-J-10) STARTING MOTOR

REF NO.	PART NO.	DESCRIPTION	Q'TY	REMARKS
1	31100-94J21	STARTING MOTOR	1	
2	31131-94J00	.BRUSH SET, PLUS	1	
3	31135-90J00	.SPRING	4	
4	31151-94J00	.CASE, GEAR	1	
5	31152-90J00	.PLATE, CENTER	1	
6	31153-90J00	.BRACKET, PLANET GEAR	1	
7	31171-96J00	.COVER KIT, DUST	1	
8	31173-94J00	.HOLDER ASSY, BRUSH	1	
9	31191-96J00	.LEVER, SHIFT	1	
10	31220-94J00	.SWITCH, MAGNET	1	
11	31310-90J00	.ARMATURE	1	
12	31320-94J00	.PINION	1	
13	31341-94J00	.SHAFT, PINION	1	
14	31343-90J00	.INTERNAL GEAR	1	
15	31344-90J00	.GEAR, PLANETARY	3	
16	31360-93J01	.WASHER SET	1	
17	31170-94J00	.COVER ASSY, STARTER MOTOR REAR	1	
18	31912-88L00	BAND, STARTER MOTOR	1	
19	31918-87L00	DAMPER, LOWER	1	
20	01550-06167	BOLT	2	LOWER
21	01550-08307	BOLT	2	UPPER

FIG.110

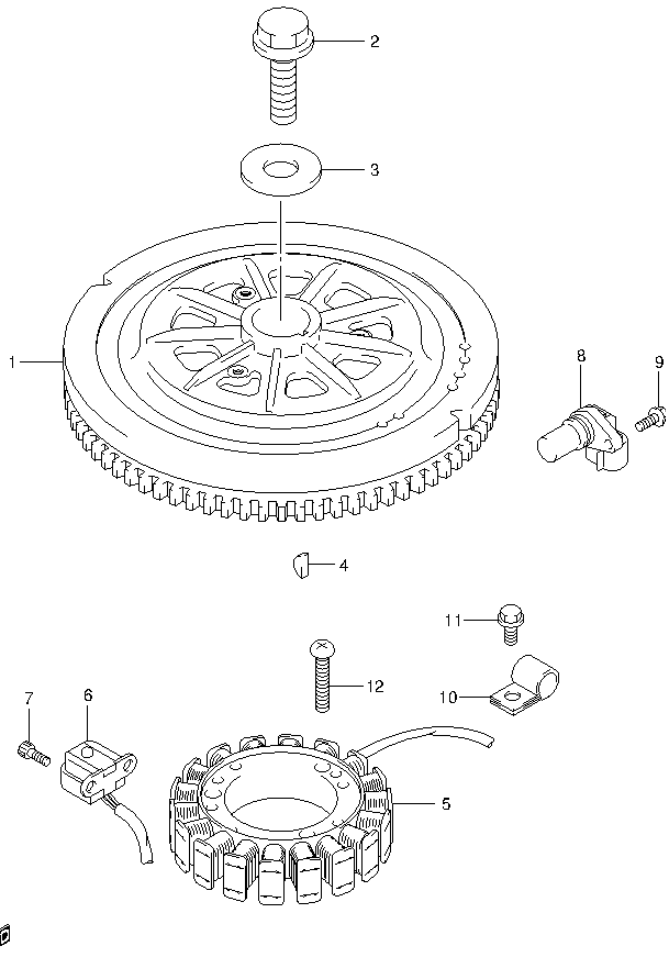


FIG.110 (1-J-11) MAGNETO

REF NO.	PART NO.	DESCRIPTION	Q'TY	REMARKS
1	32102-88L00	FLYWHEEL	1	
2	09103-14024	BOLT (14X50)	1	
3	09160-14065	WASHER (14.5X36X4.5)	1	
4	09420-04008	KEY	1	
5	32120-88L00	COIL, BATTERY CHARGING	1	
6	32160-88L00	COIL, IGNITION TIMING	1	
7	09106-05030	BOLT (5X10)	2	
8	33220-58J20	SENSOR ASSY, CAM POSITION	1	
9	01547-06167	BOLT	1	
10	09403-13408	CLAMP	2	
11	01550-06127	BOLT	1	
12	02112-06307	SCREW	3	

FIG.111

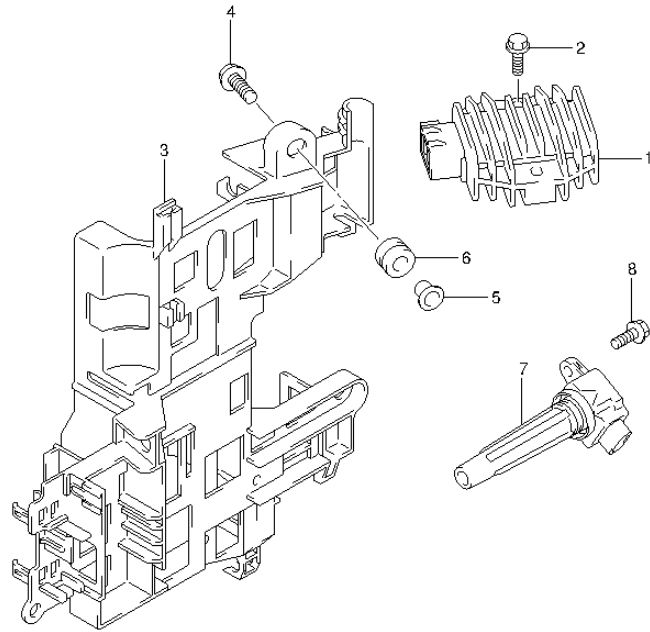


FIG.111 (1-J-12) RECTIFIER / IGNITION COIL

REF NO.	PART NO.	DESCRIPTION	Q'TY	REMARKS
1	32800-88L00	RECTIFIER/REGULATOR ASSY	1	
2	01550-06257	BOLT	2	
3	32890-88L00	HOLDER, ELECTRIC PARTS	1	
4	09116-06202	BOLT (6X25)	3	
5	09169-06062	WASHER	3	
6	09320-09016	CUSHION	3	
7	33410-87L00	COIL ASSY, IGNITION	3	
8	01547-06207	BOLT	3	

FIG.112

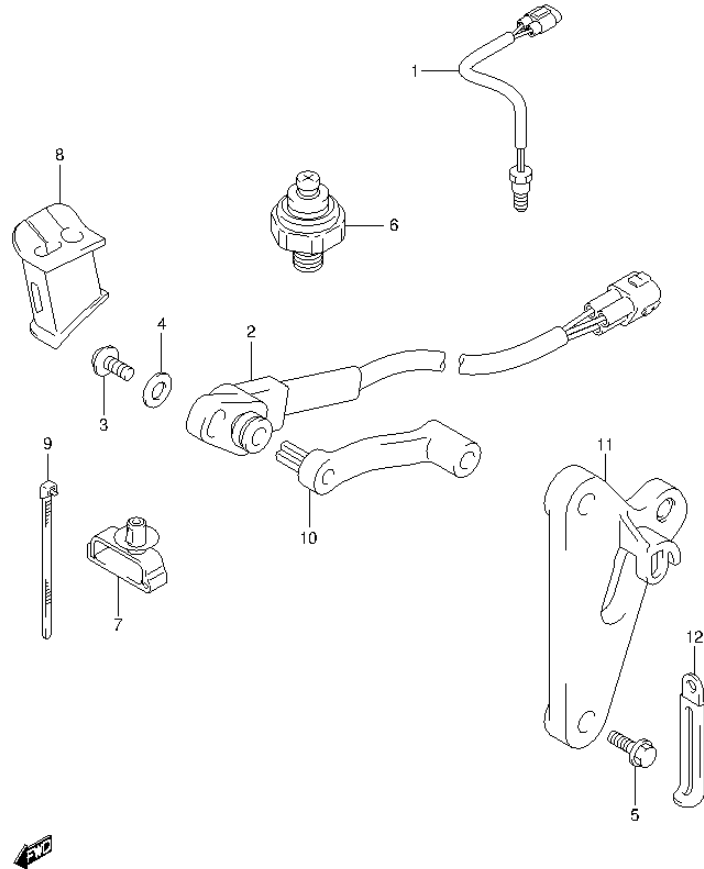


FIG.112 (1-J-13) SENSOR (DF40A E1)

REF NO.	PART NO.	DESCRIPTION	Q'TY	REMARKS
1	34830-87J20	SENSOR ASSY, CYLINDER TEMP	1	
2	34840-98J03	SENSOR ASSY, TRIM	1	
3	09125-05048	SCREW (5X16)	1	
4	09160-05029	WASHER (5.5X12X0.8)	1	
5	09103-06093	BOLT (6X20)	2	
6	37820-99E01	SWITCH, OIL PRESSURE	1	
7	09403-07340	CLAMP	1	
8	36656-88L00	GROMMET, PTT CABLE	1	
9	09407-14407	CLAMP (L:145)	3	
10	34841-88L00	LEVER, TRIM SENSOR	1	
11	34845-88L00	BRACKET, TRIM SENSOR	1	
12	29404-93J10	CLAMP, PTT CABLE	1	

FIG.113

FIG.113 (1-J-14) SENSOR (DF40AQH E1)

REF NO.	PART NO.	DESCRIPTION	Q'TY	REMARKS
1	34830-87J20	SENSOR ASSY, CYLINDER TEMP	1	
2	37820-99E01	SWITCH, OIL PRESSURE	1	
3	36656-88L10	GROMMET, PTT CABLE	1	

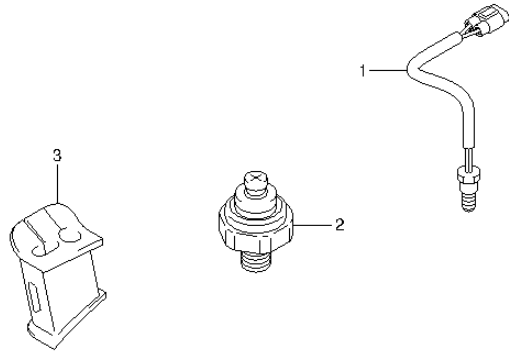


FIG.114

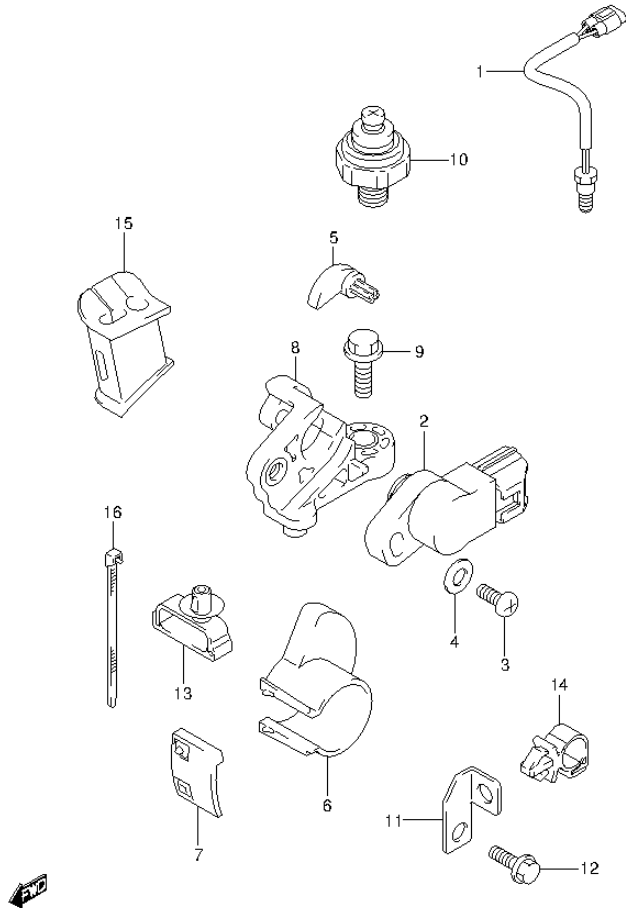


FIG.114 (1-J-15) SENSOR (DF40AST E34)

REF NO.	PART NO.	DESCRIPTION	Q'TY	REMARKS
1	34830-87J20	SENSOR ASSY, CYLINDER TEMP	1	
2	34840-98J11	SENSOR ASSY, TRIM	1	
3	09125-05046	SCREW (5X12)	1	
4	34846-87L00	WASHER, TRIM SENSOR	1	
5	34841-87L10	LEVER, TRIM SENSOR	1	
6	34842-88L10	CAM, TRIM SENSOR UPPER	1	
7	34843-87L00	CAM, TRIM SENSOR LOWER	1	
8	34845-88L10	BRACKET, TRIM SENSOR	1	
9	09103-06093	BOLT (6X20)	1	
10	37820-99E01	SWITCH, OIL PRESSURE	1	
11	36617-88L00	BRACKET, PTT CABLE CLAMP	1	
12	29103-93J00	BOLT	1	
13	09403-07340	CLAMP	1	
14	09403-11321	CLAMP	1	
15	36656-88L00	GROMMET, PTT CABLE	1	
16	09407-14407	CLAMP (L:145)	2	

FIG.115

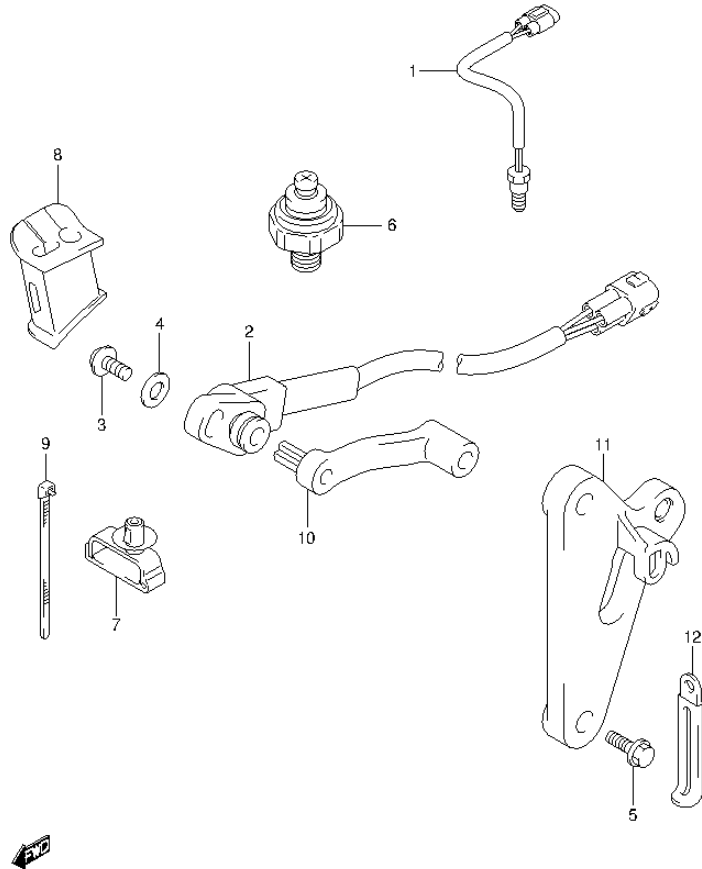


FIG.115 (1-K-2) SENSOR (DF50A E1)

REF NO.	PART NO.	DESCRIPTION	Q'TY	REMARKS
1	34830-87J20	SENSOR ASSY, CYLINDER TEMP	1	
2	34840-98J03	SENSOR ASSY, TRIM	1	
3	09125-05048	SCREW (5X16)	1	
4	09160-05029	WASHER (5.5X12X0.8)	1	
5	09103-06093	BOLT (6X20)	2	
6	37820-99E01	SWITCH, OIL PRESSURE	1	
7	09403-07340	CLAMP	1	
8	36656-88L00	GROMMET, PTT CABLE	1	
9	09407-14407	CLAMP (L:145)	3	
10	34841-88L00	LEVER, TRIM SENSOR	1	
11	34845-88L00	BRACKET, TRIM SENSOR	1	
12	29404-93J10	CLAMP, PTT CABLE	1	

FIG.116

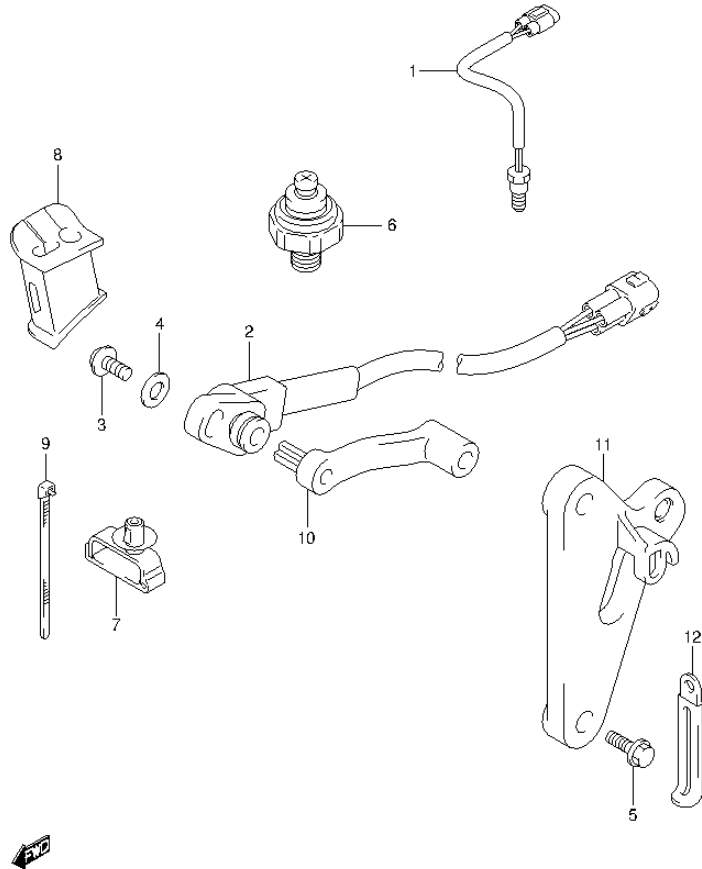


FIG.116 (1-K-3) SENSOR (DF50ATH E1)

REF NO.	PART NO.	DESCRIPTION	Q'TY	REMARKS
1	34830-87J20	SENSOR ASSY, CYLINDER TEMP	1	
2	34840-98J03	SENSOR ASSY, TRIM	1	
3	09125-05048	SCREW (5X16)	1	
4	09160-05029	WASHER (5.5X12X0.8)	1	
5	09103-06093	BOLT (6X20)	2	
6	37820-99E01	SWITCH, OIL PRESSURE	1	
7	09403-07340	CLAMP	1	
8	36656-88L00	GROMMET, PTT CABLE	1	
9	09407-14407	CLAMP (L:145)	3	
10	34841-88L00	LEVER, TRIM SENSOR	1	
11	34845-88L00	BRACKET, TRIM SENSOR	1	
12	29404-93J10	CLAMP, PTT CABLE	1	

FIG.117

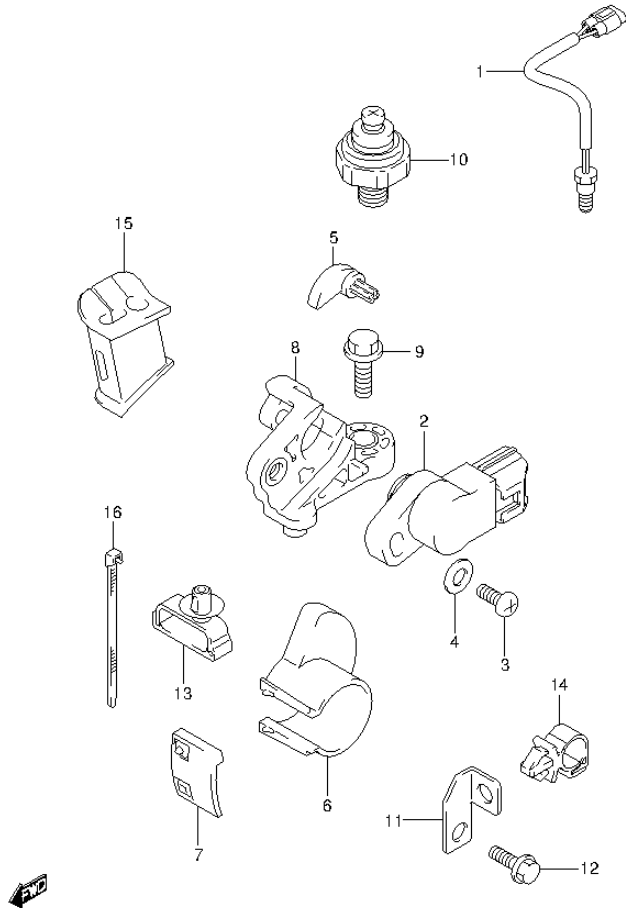


FIG.117 (1-K-4) SENSOR (DF60A E1)

REF NO.	PART NO.	DESCRIPTION	Q'TY	REMARKS
1	34830-87J20	SENSOR ASSY, CYLINDER TEMP	1	
2	34840-98J11	SENSOR ASSY, TRIM	1	
3	09125-05046	SCREW (5X12)	1	
4	34846-87L00	WASHER, TRIM SENSOR	1	
5	34841-87L10	LEVER, TRIM SENSOR	1	
6	34842-88L10	CAM, TRIM SENSOR UPPER	1	
7	34843-87L00	CAM, TRIM SENSOR LOWER	1	
8	34845-88L10	BRACKET, TRIM SENSOR	1	
9	09103-06093	BOLT (6X20)	1	
10	37820-99E01	SWITCH, OIL PRESSURE	1	
11	36617-88L00	BRACKET, PTT CABLE CLAMP	1	
12	29103-93J00	BOLT	1	
13	09403-07340	CLAMP	1	
14	09403-11321	CLAMP	1	
15	36656-88L00	GROMMET, PTT CABLE	1	
16	09407-14407	CLAMP (L:145)	2	

FIG.118

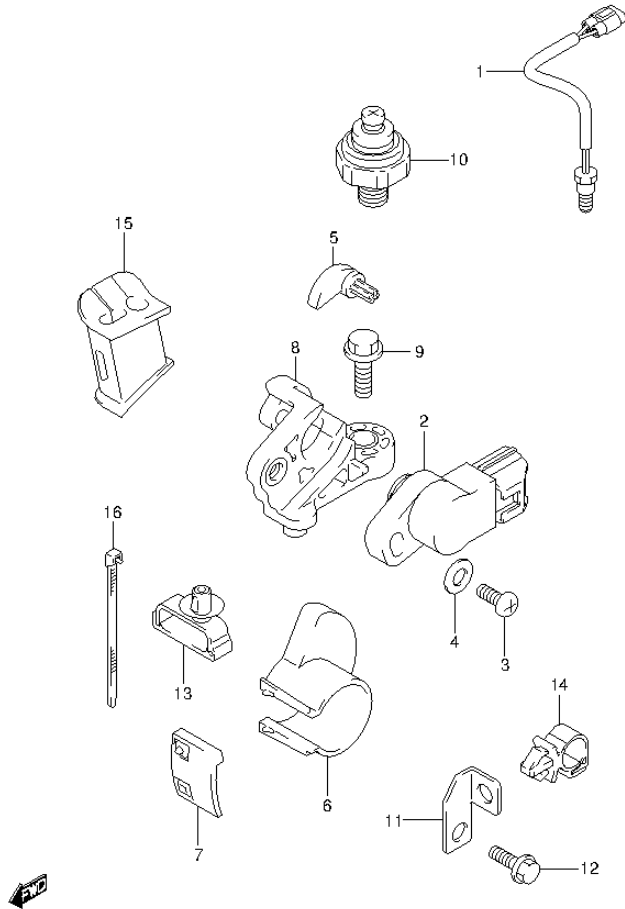


FIG.118 (1-K-5) SENSOR (DF60A E40)

REF NO.	PART NO.	DESCRIPTION	Q'TY	REMARKS
1	34830-87J20	SENSOR ASSY, CYLINDER TEMP	1	
2	34840-98J11	SENSOR ASSY, TRIM	1	
3	09125-05046	SCREW (5X12)	1	
4	34846-87L00	WASHER, TRIM SENSOR	1	
5	34841-87L10	LEVER, TRIM SENSOR	1	
6	34842-88L10	CAM, TRIM SENSOR UPPER	1	
7	34843-87L00	CAM, TRIM SENSOR LOWER	1	
8	34845-88L10	BRACKET, TRIM SENSOR	1	
9	09103-06093	BOLT (6X20)	1	
10	37820-99E01	SWITCH, OIL PRESSURE	1	
11	36617-88L00	BRACKET, PTT CABLE CLAMP	1	
12	29103-93J00	BOLT	1	
13	09403-07340	CLAMP	1	
14	09403-11321	CLAMP	1	
15	36656-88L00	GROMMET, PTT CABLE	1	
16	09407-14407	CLAMP (L:145)	2	

FIG.119

FIG.119 (1-K-6) SENSOR (DF60AQH E1)

REF NO.	PART NO.	DESCRIPTION	Q'TY	REMARKS
1	34830-87J20	SENSOR ASSY, CYLINDER TEMP	1	
2	37820-99E01	SWITCH, OIL PRESSURE	1	
3	36656-88L10	GROMMET, PTT CABLE	1	

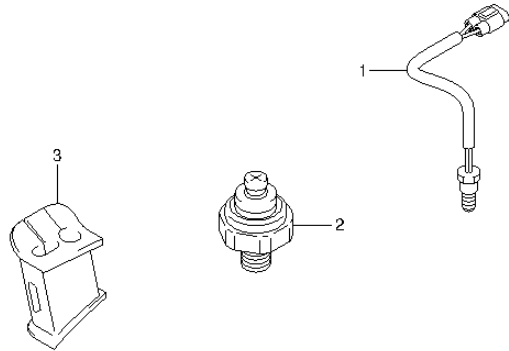


FIG.120

FIG.120 (1-K-7) SENSOR (DF60AQH E40)

REF NO.	PART NO.	DESCRIPTION	Q'TY	REMARKS
1	34830-87J20	SENSOR ASSY, CYLINDER TEMP	1	
2	37820-99E01	SWITCH, OIL PRESSURE	1	
3	36656-88L10	GROMMET, PTT CABLE	1	

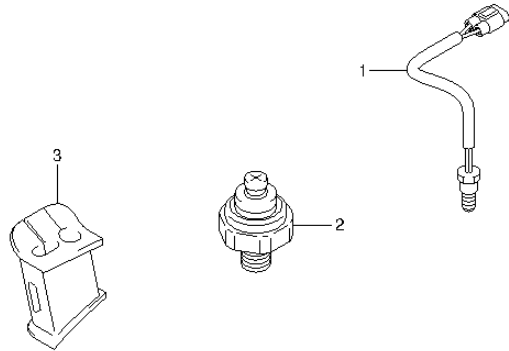


FIG.121

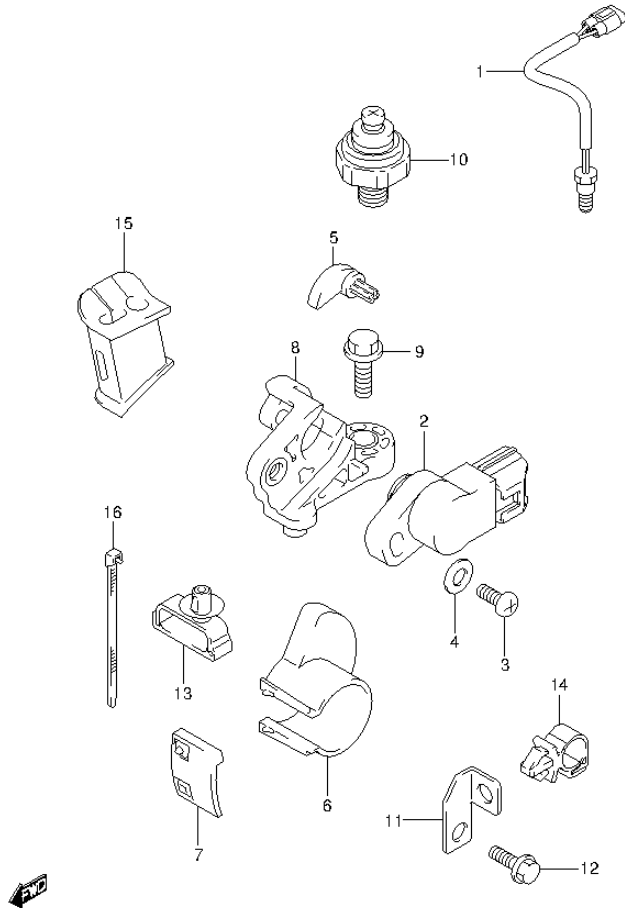


FIG.121 (1-K-8) SENSOR (DF60ATH E1)

REF NO.	PART NO.	DESCRIPTION	Q'TY	REMARKS
1	34830-87J20	SENSOR ASSY, CYLINDER TEMP	1	
2	34840-98J11	SENSOR ASSY, TRIM	1	
3	09125-05046	SCREW (5X12)	1	
4	34846-87L00	WASHER, TRIM SENSOR	1	
5	34841-87L10	LEVER, TRIM SENSOR	1	
6	34842-88L10	CAM, TRIM SENSOR UPPER	1	
7	34843-87L00	CAM, TRIM SENSOR LOWER	1	
8	34845-88L10	BRACKET, TRIM SENSOR	1	
9	09103-06093	BOLT (6X20)	1	
10	37820-99E01	SWITCH, OIL PRESSURE	1	
11	36617-88L00	BRACKET, PTT CABLE CLAMP	1	
12	29103-93J00	BOLT	1	
13	09403-07340	CLAMP	1	
14	09403-11321	CLAMP	1	
15	36656-88L00	GROMMET, PTT CABLE	1	
16	09407-14407	CLAMP (L:145)	2	

FIG.122

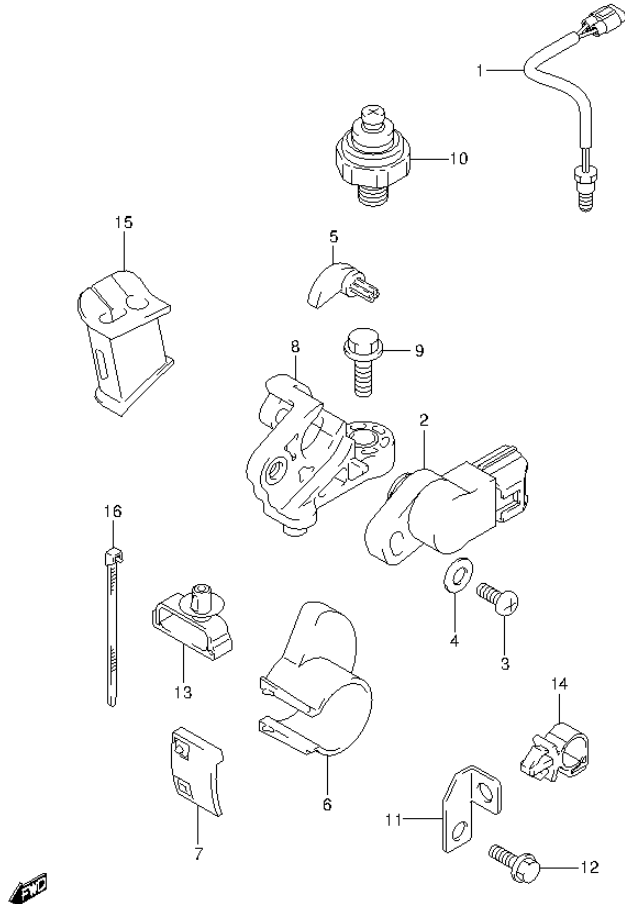


FIG.122 (1-K-9) SENSOR (DF60ATH E40)

REF NO.	PART NO.	DESCRIPTION	Q'TY	REMARKS
1	34830-87J20	SENSOR ASSY, CYLINDER TEMP	1	
2	34840-98J11	SENSOR ASSY, TRIM	1	
3	09125-05046	SCREW (5X12)	1	
4	34846-87L00	WASHER, TRIM SENSOR	1	
5	34841-87L10	LEVER, TRIM SENSOR	1	
6	34842-88L10	CAM, TRIM SENSOR UPPER	1	
7	34843-87L00	CAM, TRIM SENSOR LOWER	1	
8	34845-88L10	BRACKET, TRIM SENSOR	1	
9	09103-06093	BOLT (6X20)	1	
10	37820-99E01	SWITCH, OIL PRESSURE	1	
11	36617-88L00	BRACKET, PTT CABLE CLAMP	1	
12	29103-93J00	BOLT	1	
13	09403-07340	CLAMP	1	
14	09403-11321	CLAMP	1	
15	36656-88L00	GROMMET, PTT CABLE	1	
16	09407-14407	CLAMP (L:145)	2	

FIG.123

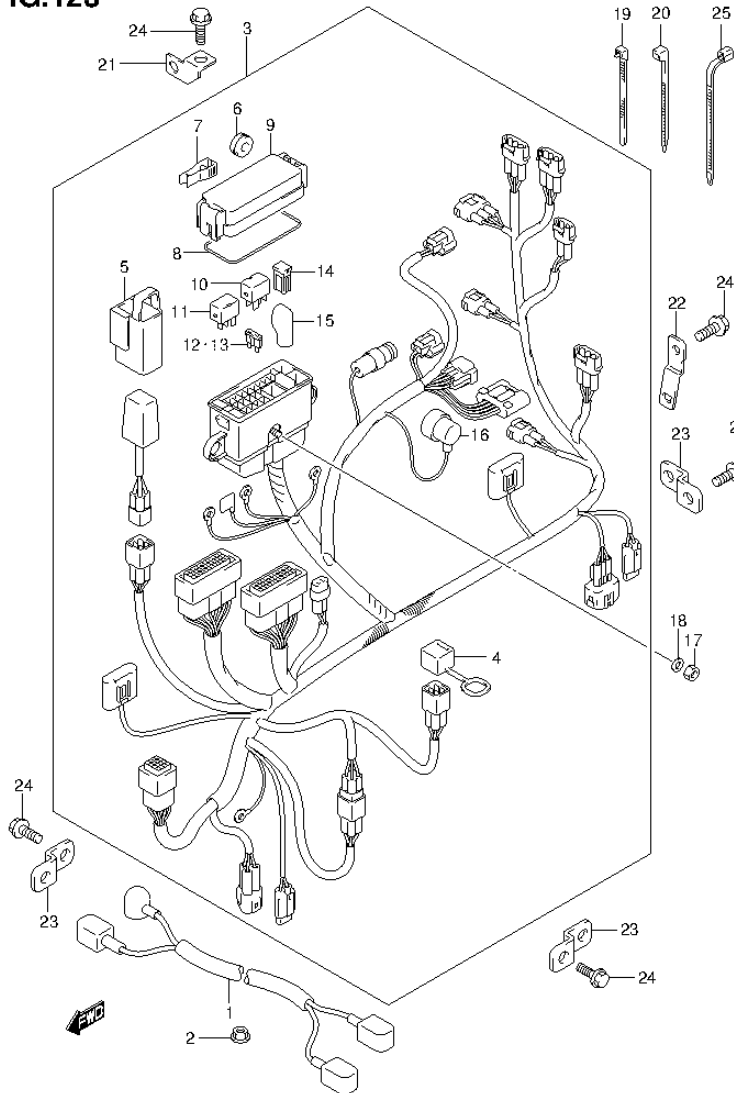


FIG.123 (1-K-10) HARNESS (DF40A E1)

REF NO.	PART NO.	DESCRIPTION	Q'TY	REMARKS
1	33810-88L10	CABLE ASSY, STARTER MOTOR	1	
2	08316-10087	NUT	1	
3	36610-88L60	HARNESS ASSY, WIRING	1	
4	33634-96J00	.CAP, SERVICE CONNECTOR	1	
5	36668-87L00	.HOLDER, CONDENSER	1	
6	09320-08021	.CUSHION	2	
7	36737-96J00	.PULLER, FUSE	1	
8	36721-96J00	.O RING, UPPER COVER	1	
9	36738-88L00	.COVER, FUSE CASE UPPER	1	
10	38860-76F01	.RELAY, ENG CONTROL UNIT	1	
11	38860-76F01	.RELAY ASSY, STARTER MOTOR	1	
12	09481-15501	.FUSE (15A)	3	
13	09481-30501	.FUSE (30A)	3	
14	09481-30401	.FUSE (30A)	2	
15	36612-96J00	.CAP, TERMINAL	1	
16	36618-43410	.CAP, OIL PRESSURE SWITCH	1	
17	08310-00067	NUT	1	
18	08321-01067	WASHER	1	
19	09407-14403	CLAMP (L:125)	1	
20	09407-14407	CLAMP (L:145)	1	
21	36617-88L00	BRACKET, HARNESS	2	
22	36617-88L10	BRACKET, HARNESS	1	
23	36617-93J10	BRACKET, HARNESS	2	
24	01550-06127	BOLT	5	
25	09407-18402	CLAMP (L:165)	1	

FIG.124

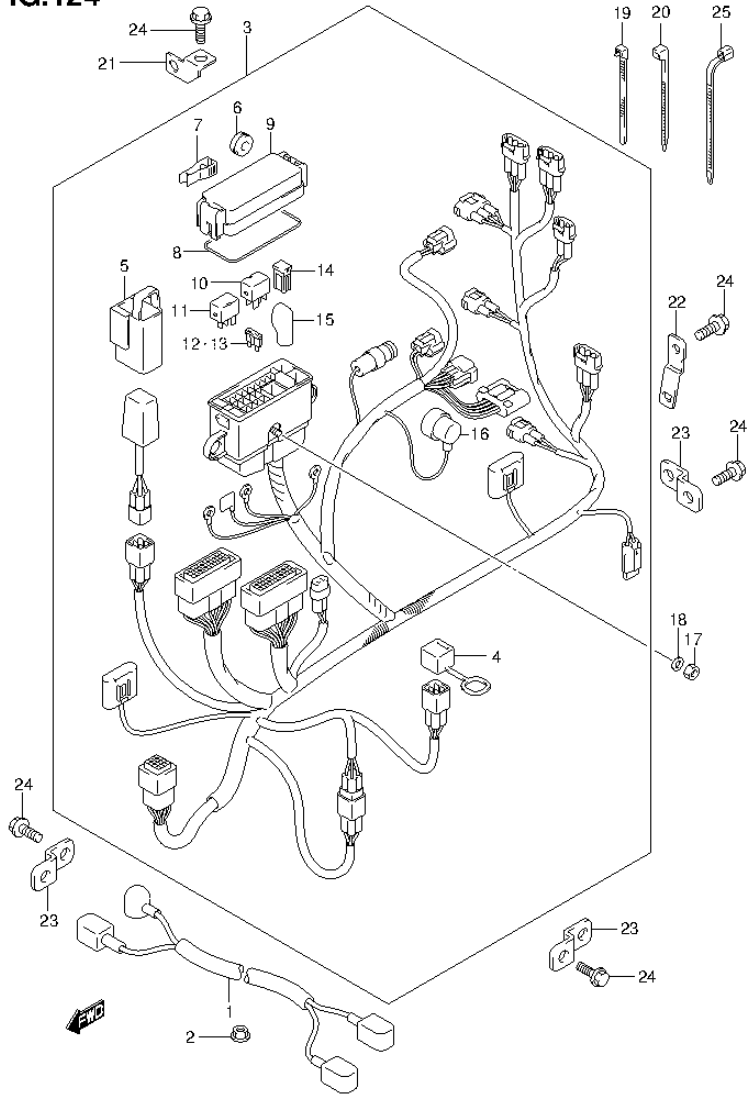


FIG.124 (1-K-11) HARNESS (DF40AQH E1)

REF NO.	PART NO.	DESCRIPTION	Q'TY	REMARKS
1	33810-88L10	CABLE ASSY, STARTER MOTOR	1	
2	08316-10087	NUT	1	
3	36610-88L50	HARNESS ASSY, WIRING	1	
4	33634-96J00	.CAP, SERVICE CONNECTOR	1	
5	36668-87L00	.HOLDER, CONDENSER	1	
6	09320-08021	.CUSHION	2	
7	36737-96J00	.PULLER, FUSE	1	
8	36721-96J00	.O RING, UPPER COVER	1	
9	36738-88L00	.COVER, FUSE CASE UPPER	1	
10	38860-76F01	.RELAY, ENG CONTROL UNIT	1	
11	38860-76F01	.RELAY ASSY, STARTER MOTOR	1	
12	09481-15501	.FUSE (15A)	2	
13	09481-30501	.FUSE (30A)	3	
14	09481-30401	.FUSE (30A)	2	
15	36612-96J00	.CAP, TERMINAL	1	
16	36618-43410	.CAP, OIL PRESSURE SWITCH	1	
17	08310-00067	NUT	1	
18	08321-01067	WASHER	1	
19	09407-14403	CLAMP (L:125)	1	
20	09407-14407	CLAMP (L:145)	1	
21	36617-88L00	BRACKET, HARNESS	2	
22	36617-88L10	BRACKET, HARNESS	1	
23	36617-93J10	BRACKET, HARNESS	2	
24	01550-06127	BOLT	5	
25	09407-18402	CLAMP (L:165)	1	

FIG.125

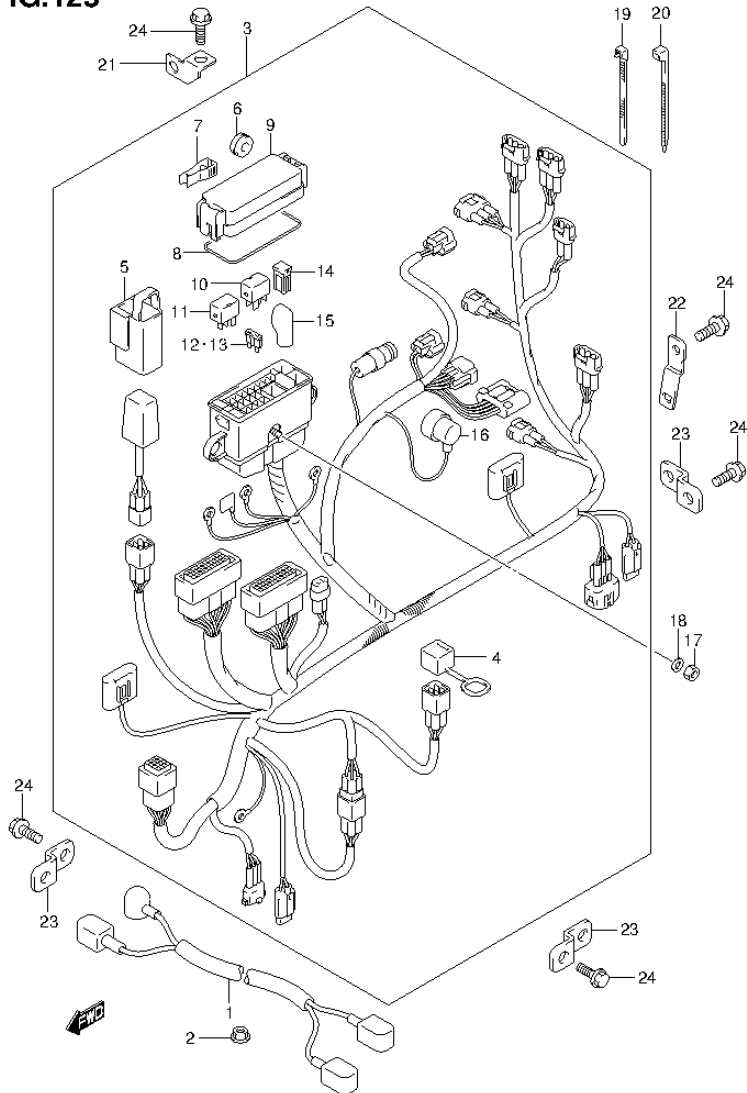


FIG.125 (1-K-12) HARNESS (DF40AST E34)

REF NO.	PART NO.	DESCRIPTION	Q'TY	REMARKS
1	33810-88L10	CABLE ASSY, STARTER MOTOR	1	
2	08316-10087	NUT	1	
3	36610-88L40	HARNESS ASSY, WIRING	1	
4	33634-96J00	.CAP, SERVICE CONNECTOR	1	
5	36668-87L00	.HOLDER, CONDENSER	1	
6	09320-08021	.CUSHION	2	
7	36737-96J00	.PULLER, FUSE	1	
8	36721-96J00	.O RING, UPPER COVER	1	
9	36738-88L00	.COVER, FUSE CASE UPPER	1	
10	38860-76F01	.RELAY, ENG CONTROL UNIT	1	
11	38860-76F01	.RELAY ASSY, STARTER MOTOR	1	
12	09481-15501	.FUSE (15A)	3	
13	09481-30501	.FUSE (30A)	3	
14	09481-30401	.FUSE (30A)	2	
15	36612-96J00	.CAP, TERMINAL	1	
16	36618-43410	.CAP, OIL PRESSURE SWITCH	1	
17	08310-00067	NUT	1	
18	08321-01067	WASHER	1	
19	09407-14403	CLAMP (L:125)	1	
20	09407-14407	CLAMP (L:145)	1	
21	36617-88L00	BRACKET, HARNESS	2	
22	36617-88L10	BRACKET, HARNESS	1	
23	36617-93J10	BRACKET, HARNESS	2	
24	01550-06127	BOLT	5	

FIG.126

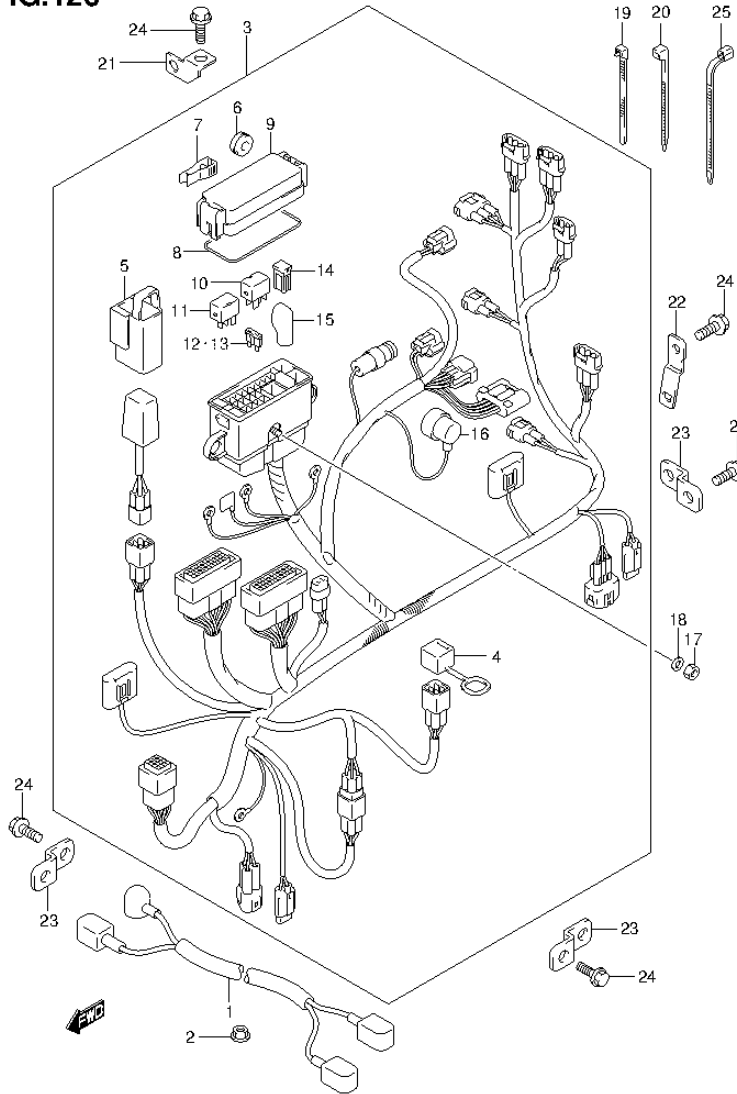


FIG.126 (1-K-13) HARNESS (DF50A E1)

REF NO.	PART NO.	DESCRIPTION	Q'TY	REMARKS
1	33810-88L10	CABLE ASSY, STARTER MOTOR	1	
2	08316-10087	NUT	1	
3	36610-88L60	HARNESS ASSY, WIRING	1	
4	33634-96J00	.CAP, SERVICE CONNECTOR	1	
5	36668-87L00	.HOLDER, CONDENSER	1	
6	09320-08021	.CUSHION	2	
7	36737-96J00	.PULLER, FUSE	1	
8	36721-96J00	.O RING, UPPER COVER	1	
9	36738-88L00	.COVER, FUSE CASE UPPER	1	
10	38860-76F01	.RELAY, ENG CONTROL UNIT	1	
11	38860-76F01	.RELAY ASSY, STARTER MOTOR	1	
12	09481-15501	.FUSE (15A)	3	
13	09481-30501	.FUSE (30A)	3	
14	09481-30401	.FUSE (30A)	2	
15	36612-96J00	.CAP, TERMINAL	1	
16	36618-43410	.CAP, OIL PRESSURE SWITCH	1	
17	08310-00067	NUT	1	
18	08321-01067	WASHER	1	
19	09407-14403	CLAMP (L:125)	1	
20	09407-14407	CLAMP (L:145)	1	
21	36617-88L00	BRACKET, HARNESS	2	
22	36617-88L10	BRACKET, HARNESS	1	
23	36617-93J10	BRACKET, HARNESS	2	
24	01550-06127	BOLT	5	
25	09407-18402	CLAMP (L:165)	1	

FIG.127

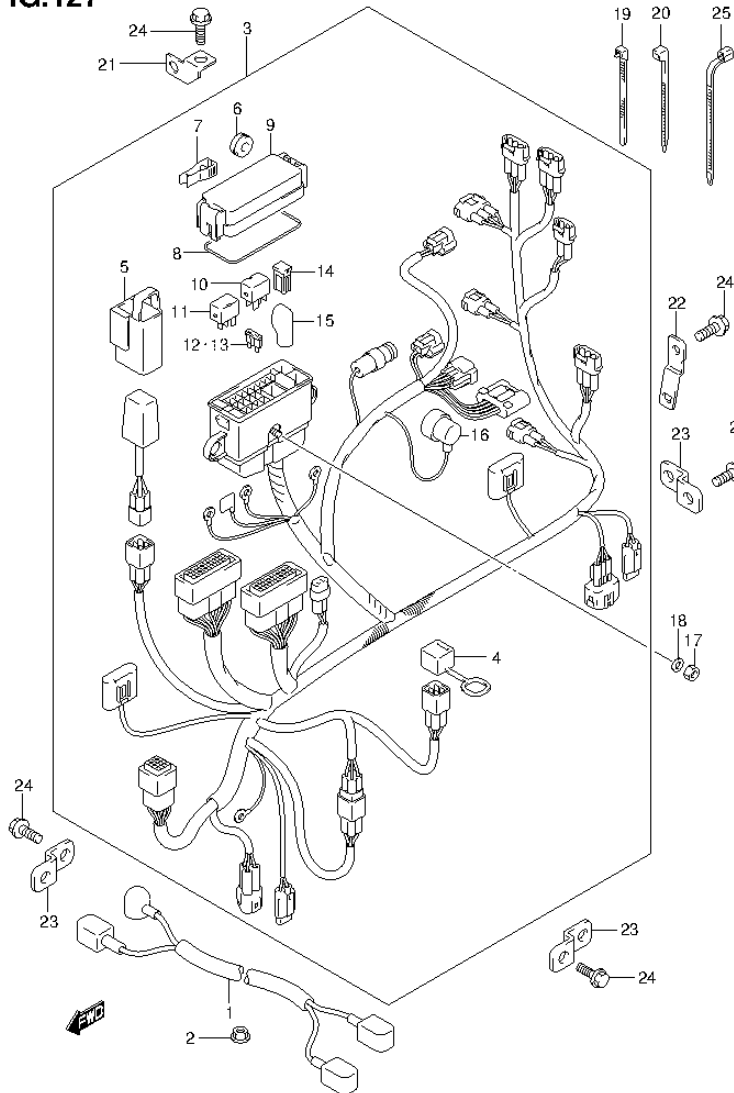


FIG.127 (1-K-14) HARNESS (DF50ATH E1)

REF NO.	PART NO.	DESCRIPTION	Q'TY	REMARKS
1	33810-88L10	CABLE ASSY, STARTER MOTOR	1	
2	08316-10087	NUT	1	
3	36610-88L60	HARNESS ASSY, WIRING	1	
4	33634-96J00	.CAP, SERVICE CONNECTOR	1	
5	36668-87L00	.HOLDER, CONDENSER	1	
6	09320-08021	.CUSHION	2	
7	36737-96J00	.PULLER, FUSE	1	
8	36721-96J00	.O RING, UPPER COVER	1	
9	36738-88L00	.COVER, FUSE CASE UPPER	1	
10	38860-76F01	.RELAY, ENG CONTROL UNIT	1	
11	38860-76F01	.RELAY ASSY, STARTER MOTOR	1	
12	09481-15501	.FUSE (15A)	3	
13	09481-30501	.FUSE (30A)	3	
14	09481-30401	.FUSE (30A)	2	
15	36612-96J00	.CAP, TERMINAL	1	
16	36618-43410	.CAP, OIL PRESSURE SWITCH	1	
17	08310-00067	NUT	1	
18	08321-01067	WASHER	1	
19	09407-14403	CLAMP (L:125)	1	
20	09407-14407	CLAMP (L:145)	1	
21	36617-88L00	BRACKET, HARNESS	2	
22	36617-88L10	BRACKET, HARNESS	1	
23	36617-93J10	BRACKET, HARNESS	2	
24	01550-06127	BOLT	5	
25	09407-18402	CLAMP (L:165)	1	

FIG.128

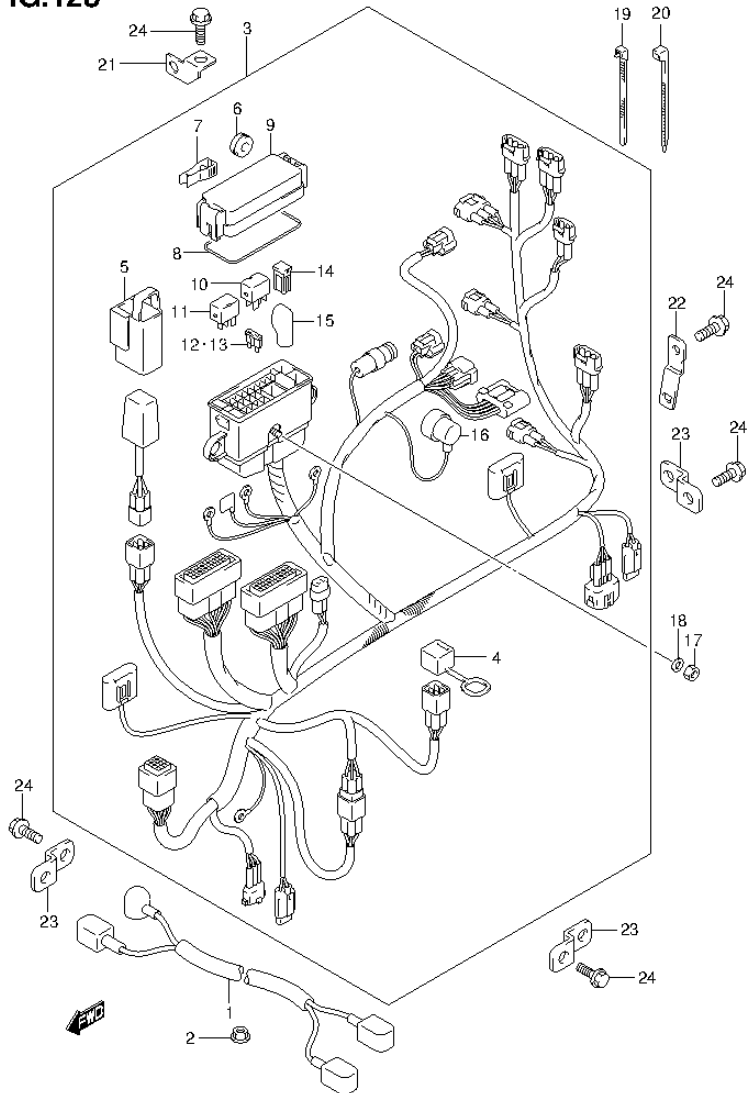


FIG.128 (1-K-15) HARNESS (DF60A E1)

REF NO.	PART NO.	DESCRIPTION	Q'TY	REMARKS
1	33810-88L10	CABLE ASSY, STARTER MOTOR	1	
2	08316-10087	NUT	1	
3	36610-88L40	HARNESS ASSY, WIRING	1	
4	33634-96J00	.CAP, SERVICE CONNECTOR	1	
5	36668-87L00	.HOLDER, CONDENSER	1	
6	09320-08021	.CUSHION	2	
7	36737-96J00	.PULLER, FUSE	1	
8	36721-96J00	.O RING, UPPER COVER	1	
9	36738-88L00	.COVER, FUSE CASE UPPER	1	
10	38860-76F01	.RELAY, ENG CONTROL UNIT	1	
11	38860-76F01	.RELAY ASSY, STARTER MOTOR	1	
12	09481-15501	.FUSE (15A)	3	
13	09481-30501	.FUSE (30A)	3	
14	09481-30401	.FUSE (30A)	2	
15	36612-96J00	.CAP, TERMINAL	1	
16	36618-43410	.CAP, OIL PRESSURE SWITCH	1	
17	08310-00067	NUT	1	
18	08321-01067	WASHER	1	
19	09407-14403	CLAMP (L:125)	1	
20	09407-14407	CLAMP (L:145)	1	
21	36617-88L00	BRACKET, HARNESS	2	
22	36617-88L10	BRACKET, HARNESS	1	
23	36617-93J10	BRACKET, HARNESS	2	
24	01550-06127	BOLT	5	

FIG.129

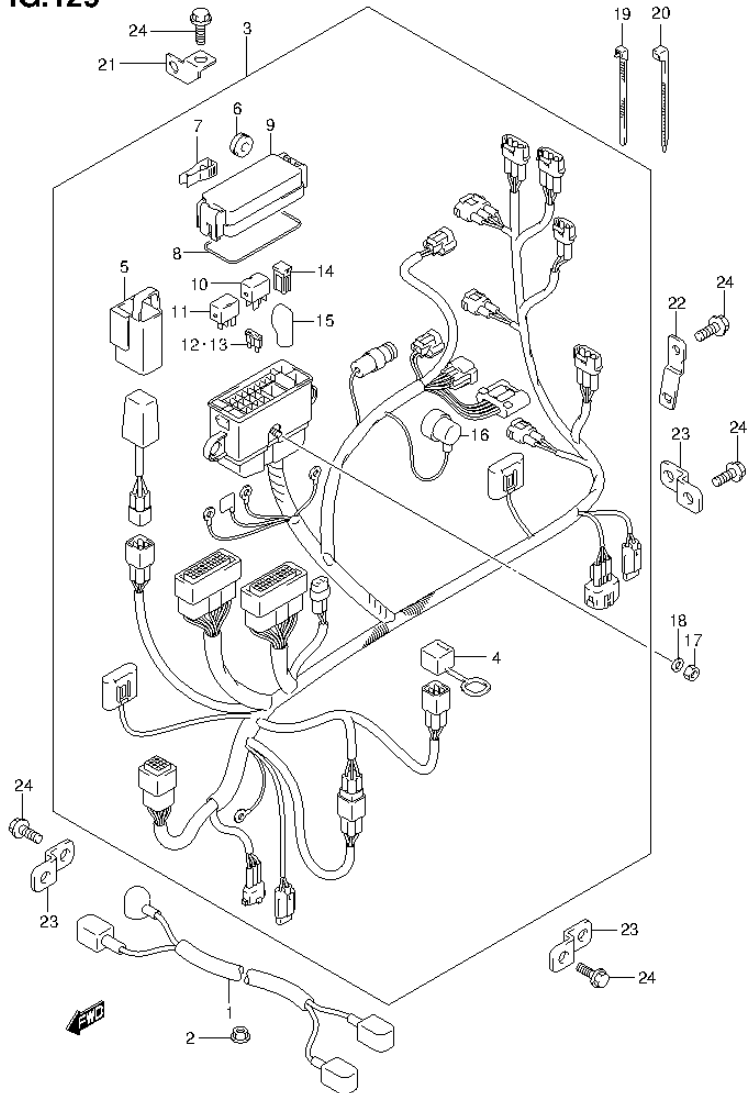


FIG.129 (1-L-2) HARNESS (DF60A E40)

REF NO.	PART NO.	DESCRIPTION	Q'TY	REMARKS
1	33810-88L10	CABLE ASSY, STARTER MOTOR	1	
2	08316-10087	NUT	1	
3	36610-88L40	HARNESS ASSY, WIRING	1	
4	33634-96J00	.CAP, SERVICE CONNECTOR	1	
5	36668-87L00	.HOLDER, CONDENSER	1	
6	09320-08021	.CUSHION	2	
7	36737-96J00	.PULLER, FUSE	1	
8	36721-96J00	.O RING, UPPER COVER	1	
9	36738-88L00	.COVER, FUSE CASE UPPER	1	
10	38860-76F01	.RELAY, ENG CONTROL UNIT	1	
11	38860-76F01	.RELAY ASSY, STARTER MOTOR	1	
12	09481-15501	.FUSE (15A)	3	
13	09481-30501	.FUSE (30A)	3	
14	09481-30401	.FUSE (30A)	2	
15	36612-96J00	.CAP, TERMINAL	1	
16	36618-43410	.CAP, OIL PRESSURE SWITCH	1	
17	08310-00067	NUT	1	
18	08321-01067	WASHER	1	
19	09407-14403	CLAMP (L:125)	1	
20	09407-14407	CLAMP (L:145)	1	
21	36617-88L00	BRACKET, HARNESS	2	
22	36617-88L10	BRACKET, HARNESS	1	
23	36617-93J10	BRACKET, HARNESS	2	
24	01550-06127	BOLT	5	

FIG.130

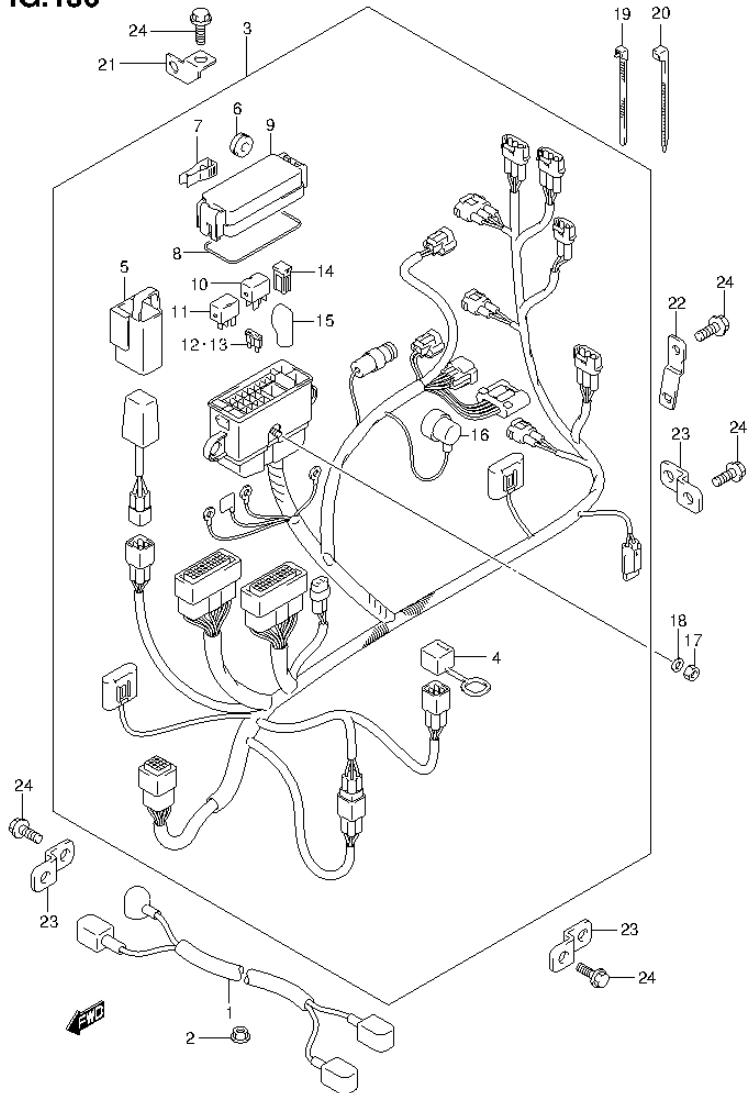


FIG.130 (1-L-3) HARNESS (DF60AQH E1)

REF NO.	PART NO.	DESCRIPTION	Q'TY	REMARKS
1	33810-88L10	CABLE ASSY, STARTER MOTOR	1	
2	08316-10087	NUT	1	
3	36610-88L70	HARNESS ASSY, WIRING	1	
4	33634-96J00	.CAP, SERVICE CONNECTOR	1	
5	36668-87L00	.HOLDER, CONDENSER	1	
6	09320-08021	.CUSHION	2	
7	36737-96J00	.PULLER, FUSE	1	
8	36721-96J00	.O RING, UPPER COVER	1	
9	36738-88L00	.COVER, FUSE CASE UPPER	1	
10	38860-76F01	.RELAY, ENG CONTROL UNIT	1	
11	38860-76F01	.RELAY ASSY, STARTER MOTOR	1	
12	09481-15501	.FUSE (15A)	2	
13	09481-30501	.FUSE (30A)	3	
14	09481-30401	.FUSE (30A)	2	
15	36612-96J00	.CAP, TERMINAL	1	
16	36618-43410	.CAP, OIL PRESSURE SWITCH	1	
17	08310-00067	NUT	1	
18	08321-01067	WASHER	1	
19	09407-14403	CLAMP (L:125)	1	
20	09407-14407	CLAMP (L:145)	1	
21	36617-88L00	BRACKET, HARNESS	2	
22	36617-88L10	BRACKET, HARNESS	1	
23	36617-93J10	BRACKET, HARNESS	2	
24	01550-06127	BOLT	5	

FIG.131

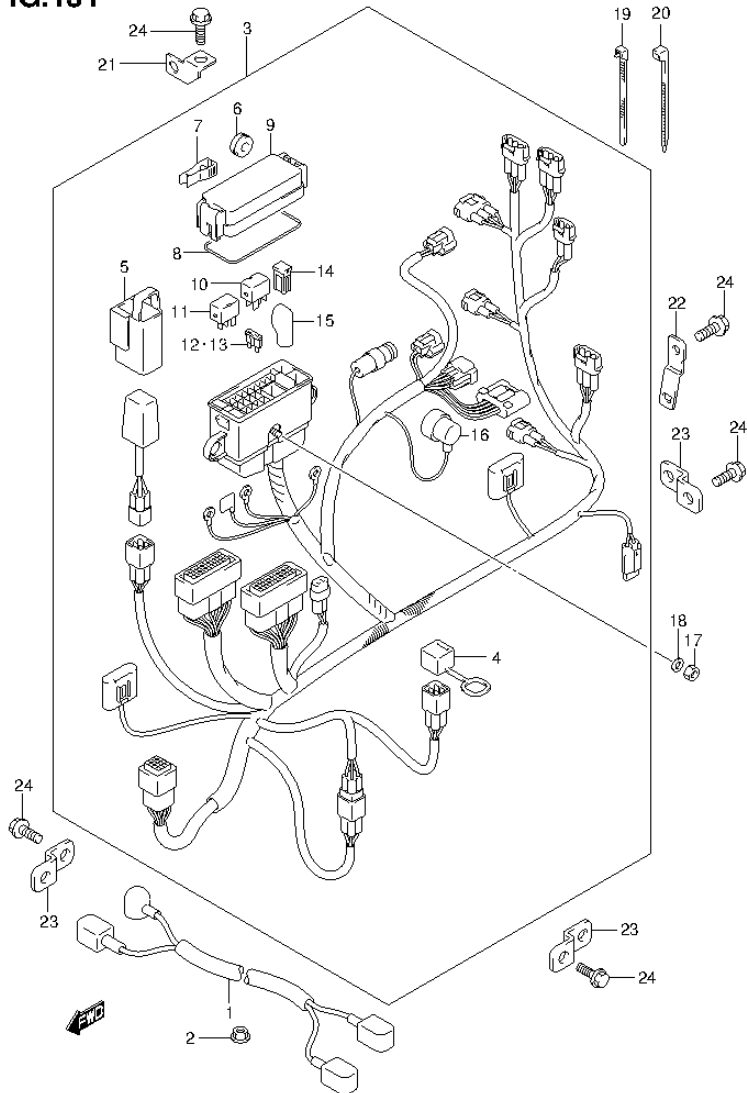


FIG.131 (1-L-4) HARNESS (DF60AQH E40)

REF NO.	PART NO.	DESCRIPTION	Q'TY	REMARKS
1	33810-88L10	CABLE ASSY, STARTER MOTOR	1	
2	08316-10087	NUT	1	
3	36610-88L70	HARNESS ASSY, WIRING	1	
4	33634-96J00	.CAP, SERVICE CONNECTOR	1	
5	36668-87L00	.HOLDER, CONDENSER	1	
6	09320-08021	.CUSHION	2	
7	36737-96J00	.PULLER, FUSE	1	
8	36721-96J00	.O RING, UPPER COVER	1	
9	36738-88L00	.COVER, FUSE CASE UPPER	1	
10	38860-76F01	.RELAY, ENG CONTROL UNIT	1	
11	38860-76F01	.RELAY ASSY, STARTER MOTOR	1	
12	09481-15501	.FUSE (15A)	2	
13	09481-30501	.FUSE (30A)	3	
14	09481-30401	.FUSE (30A)	2	
15	36612-96J00	.CAP, TERMINAL	1	
16	36618-43410	.CAP, OIL PRESSURE SWITCH	1	
17	08310-00067	NUT	1	
18	08321-01067	WASHER	1	
19	09407-14403	CLAMP (L:125)	1	
20	09407-14407	CLAMP (L:145)	1	
21	36617-88L00	BRACKET, HARNESS	2	
22	36617-88L10	BRACKET, HARNESS	1	
23	36617-93J10	BRACKET, HARNESS	2	
24	01550-06127	BOLT	5	

FIG.132

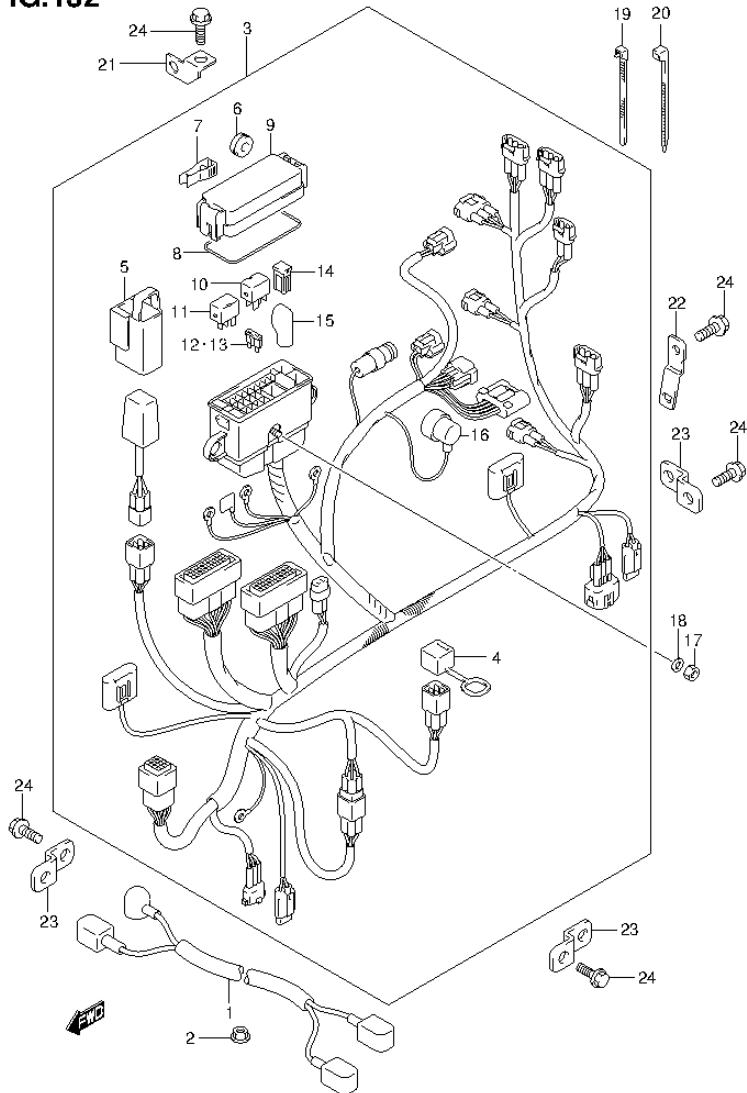


FIG.132 (1-L-5) HARNESS (DF60ATH E1)

REF NO.	PART NO.	DESCRIPTION	Q'TY	REMARKS
1	33810-88L10	CABLE ASSY, STARTER MOTOR	1	
2	08316-10087	NUT	1	
3	36610-88L40	HARNESS ASSY, WIRING	1	
4	33634-96J00	.CAP, SERVICE CONNECTOR	1	
5	36668-87L00	.HOLDER, CONDENSER	1	
6	09320-08021	.CUSHION	2	
7	36737-96J00	.PULLER, FUSE	1	
8	36721-96J00	.O RING, UPPER COVER	1	
9	36738-88L00	.COVER, FUSE CASE UPPER	1	
10	38860-76F01	.RELAY, ENG CONTROL UNIT	1	
11	38860-76F01	.RELAY ASSY, STARTER MOTOR	1	
12	09481-15501	.FUSE (15A)	3	
13	09481-30501	.FUSE (30A)	3	
14	09481-30401	.FUSE (30A)	2	
15	36612-96J00	.CAP, TERMINAL	1	
16	36618-43410	.CAP, OIL PRESSURE SWITCH	1	
17	08310-00067	NUT	1	
18	08321-01067	WASHER	1	
19	09407-14403	CLAMP (L:125)	1	
20	09407-14407	CLAMP (L:145)	1	
21	36617-88L00	BRACKET, HARNESS	2	
22	36617-88L10	BRACKET, HARNESS	1	
23	36617-93J10	BRACKET, HARNESS	2	
24	01550-06127	BOLT	5	

FIG.133

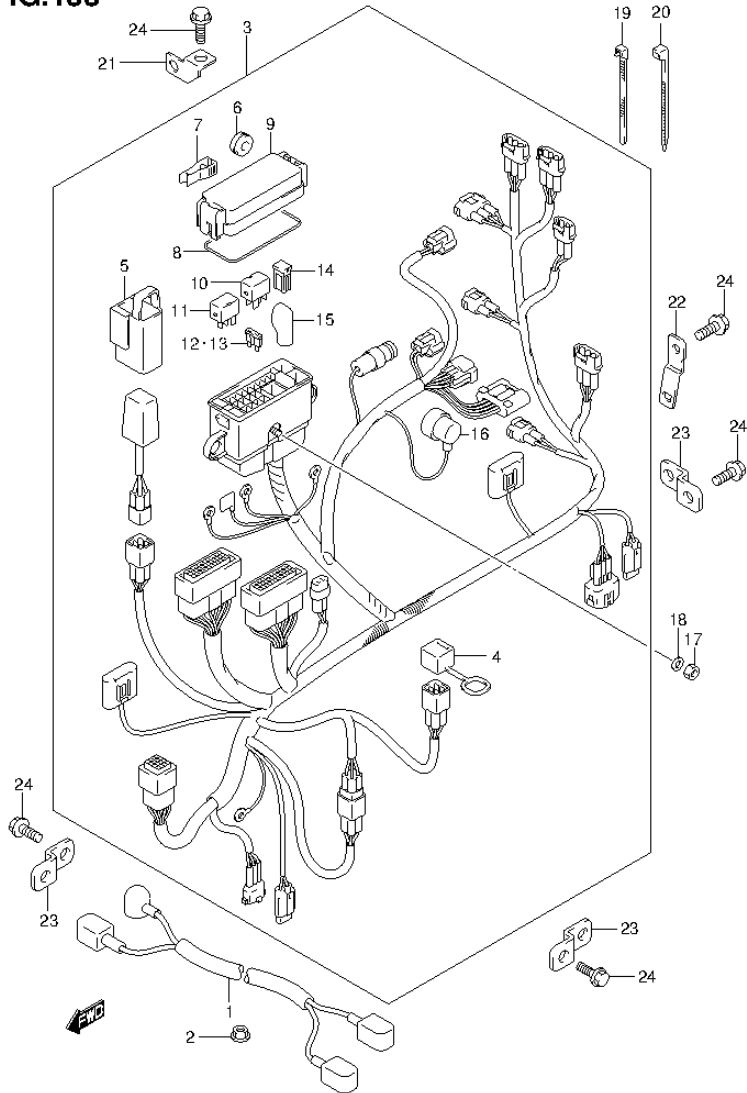


FIG.133 (1-L-6) HARNESS (DF60ATH E40)

REF NO.	PART NO.	DESCRIPTION	Q'TY	REMARKS
1	33810-88L10	CABLE ASSY, STARTER MOTOR	1	
2	08316-10087	NUT	1	
3	36610-88L40	HARNESS ASSY, WIRING	1	
4	33634-96J00	.CAP, SERVICE CONNECTOR	1	
5	36668-87L00	.HOLDER, CONDENSER	1	
6	09320-08021	.CUSHION	2	
7	36737-96J00	.PULLER, FUSE	1	
8	36721-96J00	.O RING, UPPER COVER	1	
9	36738-88L00	.COVER, FUSE CASE UPPER	1	
10	38860-76F01	.RELAY, ENG CONTROL UNIT	1	
11	38860-76F01	.RELAY ASSY, STARTER MOTOR	1	
12	09481-15501	.FUSE (15A)	3	
13	09481-30501	.FUSE (30A)	3	
14	09481-30401	.FUSE (30A)	2	
15	36612-96J00	.CAP, TERMINAL	1	
16	36618-43410	.CAP, OIL PRESSURE SWITCH	1	
17	08310-00067	NUT	1	
18	08321-01067	WASHER	1	
19	09407-14403	CLAMP (L:125)	1	
20	09407-14407	CLAMP (L:145)	1	
21	36617-88L00	BRACKET, HARNESS	2	
22	36617-88L10	BRACKET, HARNESS	1	
23	36617-93J10	BRACKET, HARNESS	2	
24	01550-06127	BOLT	5	

FIG.134

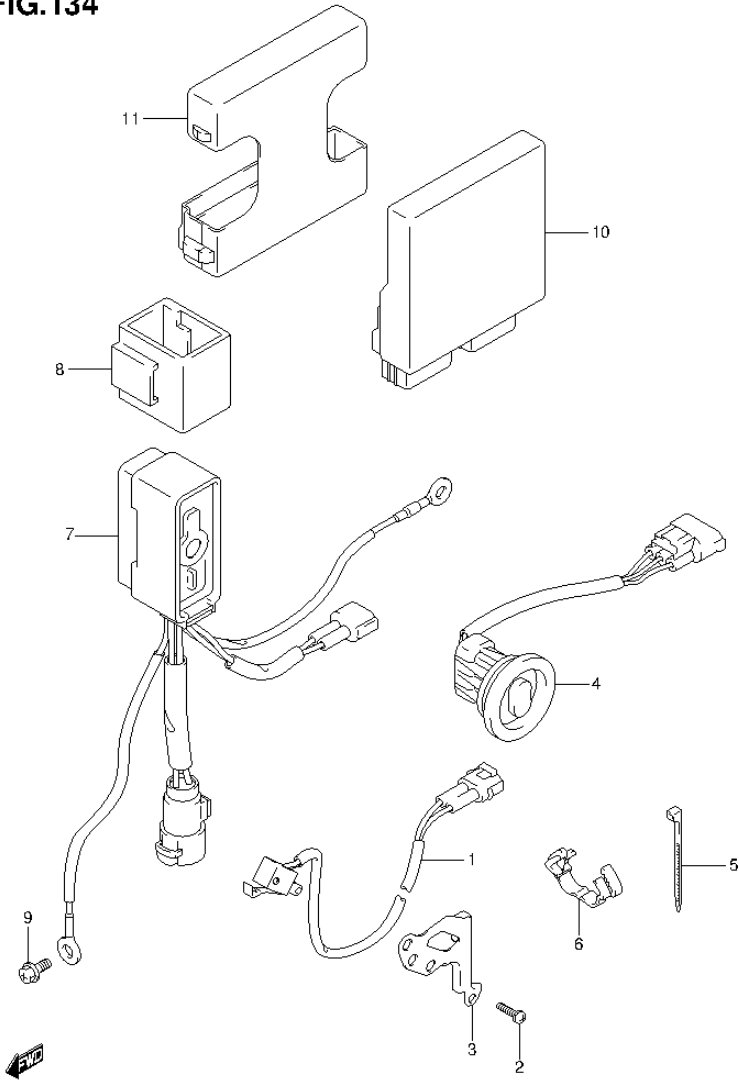


FIG.134 (1-L-7) PTT SWITCH / ENGINE CONTROL UNIT (DF40A E1)

REF NO.	PART NO.	DESCRIPTION	Q'TY	REMARKS
1	37721-93J00	SWITCH ASSY, NEUTRAL	1	
2	09137-04004	SCREW (4X16)	2	
3	37725-88L00	BRACKET, NEUTRAL SWITCH	1	
4	37850-99E04	SWITCH ASSY, PTT	1	
5	09407-10404	CLAMP (L:100)	1	
6	09408-00184	CLAMP	1	
7	38410-93J12	RELAY ASSY, PTT	1	
8	38415-93J00	HOLDER, PTT RELAY	1	
9	01550-06127	BOLT	1	
10-1	33920-88L90	UNIT, ENGINE CONTROL	1	UP TO VIN.210786
10-2	33920-88LH0	UNIT, ENGINE CONTROL	1	FROM VIN.210787
11	33925-88L00	CUSHION, ENGINE CONTROL UNIT	1	

FIG.135

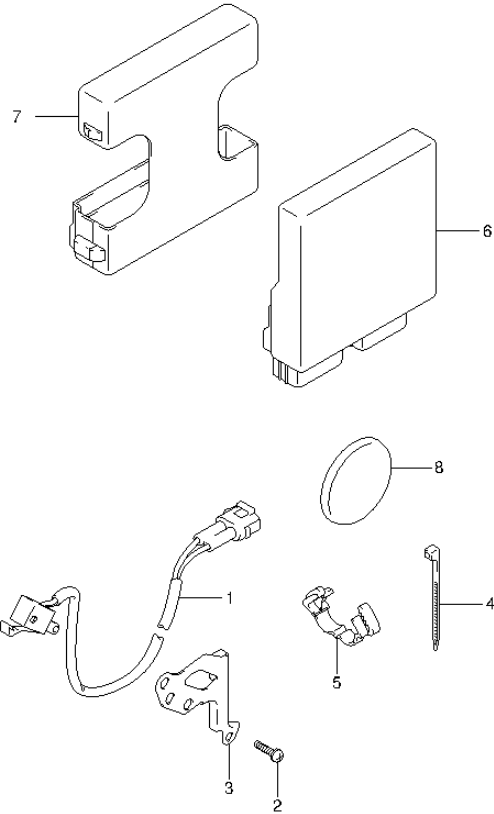


FIG.135 (1-L-8) PTT SWITCH / ENGINE CONTROL UNIT (DF40AQH E1)

REF NO.	PART NO.	DESCRIPTION	Q'TY	REMARKS
1	37721-93J00	SWITCH ASSY, NEUTRAL	1	
2	09137-04004	SCREW (4X16)	2	
3	37725-88L00	BRACKET, NEUTRAL SWITCH	1	
4	09407-10404	CLAMP (L:100)	1	
5	09408-00184	CLAMP	1	
6-1	33920-88L90	UNIT, ENGINE CONTROL	1	UP TO VIN.210786
6-2	33920-88LH0	UNIT, ENGINE CONTROL	1	FROM VIN.210787
7	33925-88L00	CUSHION, ENGINE CONTROL UNIT	1	
8	09250-40002	CAP	1	



FIG.136

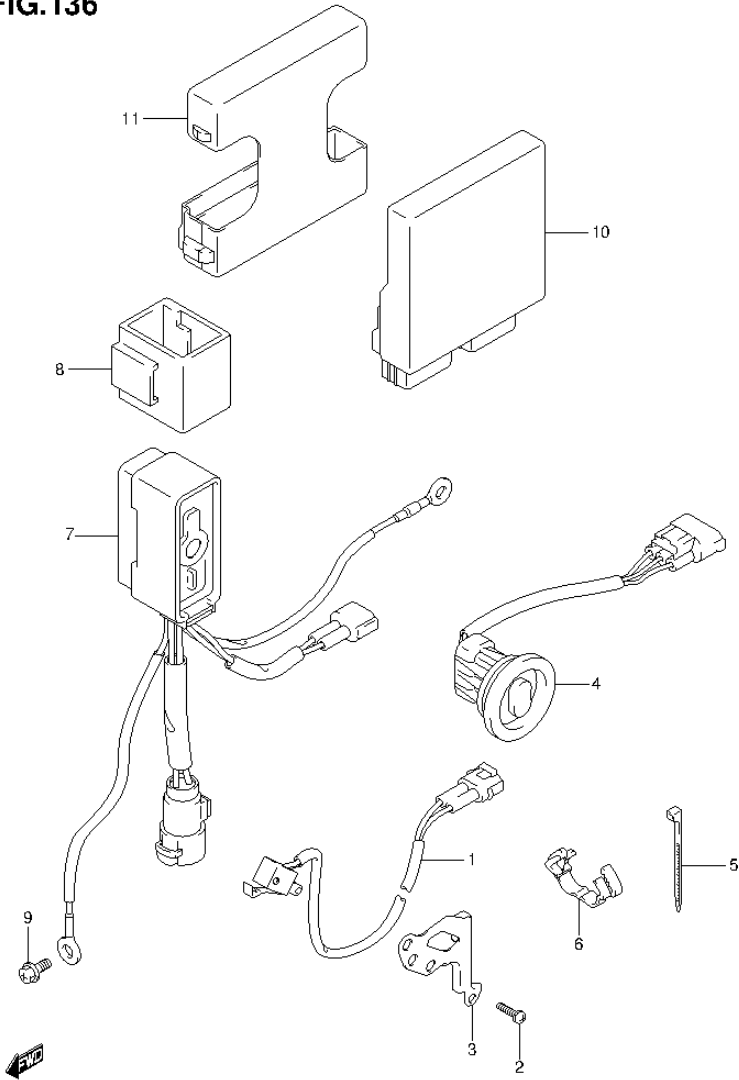


FIG.136 (1-L-9) PTT SWITCH / ENGINE CONTROL UNIT (DF40AST E34)

REF NO.	PART NO.	DESCRIPTION	Q'TY	REMARKS
1	37721-93J00	SWITCH ASSY, NEUTRAL	1	
2	09137-04004	SCREW (4X16)	2	
3	37725-88L00	BRACKET, NEUTRAL SWITCH	1	
4	37850-99E04	SWITCH ASSY, PTT	1	
5	09407-10404	CLAMP (L:100)	1	
6	09408-00184	CLAMP	1	
7	38410-93J12	RELAY ASSY, PTT	1	
8	38415-93J00	HOLDER, PTT RELAY	1	
9	01550-06127	BOLT	1	
10	33920-88LA0	UNIT, ENGINE CONTROL	1	
11	33925-88L00	CUSHION, ENGINE CONTROL UNIT	1	

FIG.137

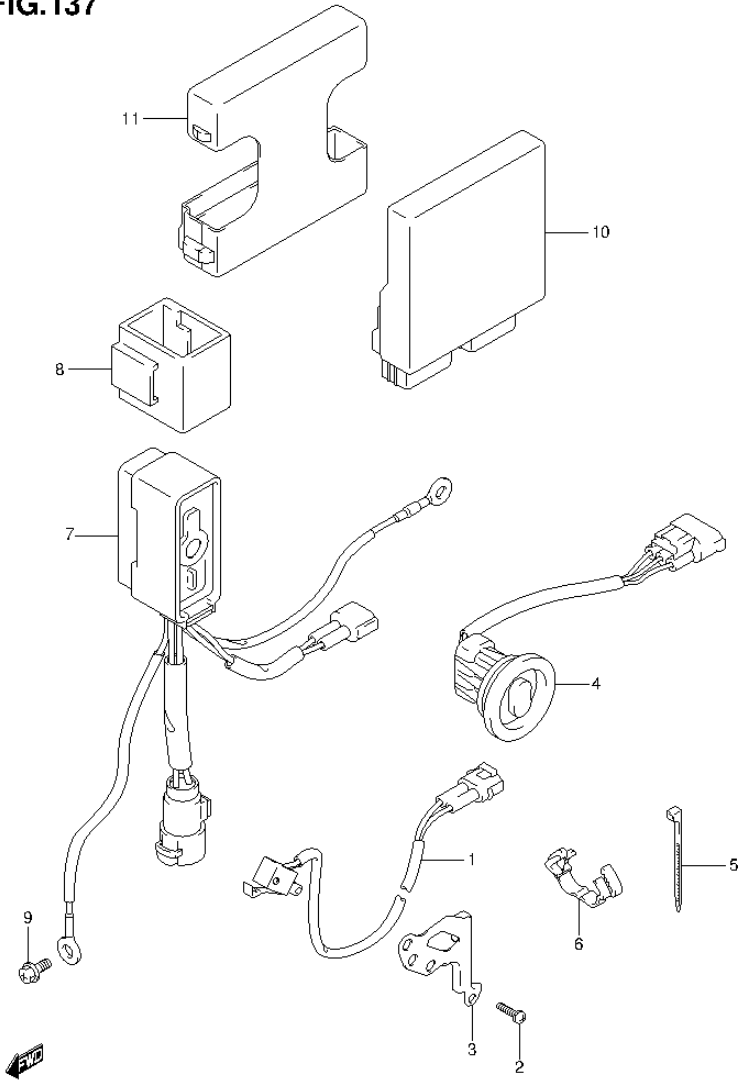


FIG.137 (1-L-10) PTT SWITCH / ENGINE CONTROL UNIT (DF50A E1)

REF NO.	PART NO.	DESCRIPTION	Q'TY	REMARKS
1	37721-93J00	SWITCH ASSY, NEUTRAL	1	
2	09137-04004	SCREW (4X16)	2	
3	37725-88L00	BRACKET, NEUTRAL SWITCH	1	
4	37850-99E04	SWITCH ASSY, PTT	1	
5	09407-10404	CLAMP (L:100)	1	
6	09408-00184	CLAMP	1	
7	38410-93J12	RELAY ASSY, PTT	1	
8	38415-93J00	HOLDER, PTT RELAY	1	
9	01550-06127	BOLT	1	
10-1	33920-88LB0	UNIT, ENGINE CONTROL	1	UP TO VIN.211226
10-2	33920-88LJ0	UNIT, ENGINE CONTROL	1	FROM VIN.211227
11	33925-88L00	CUSHION, ENGINE CONTROL UNIT	1	

FIG.138

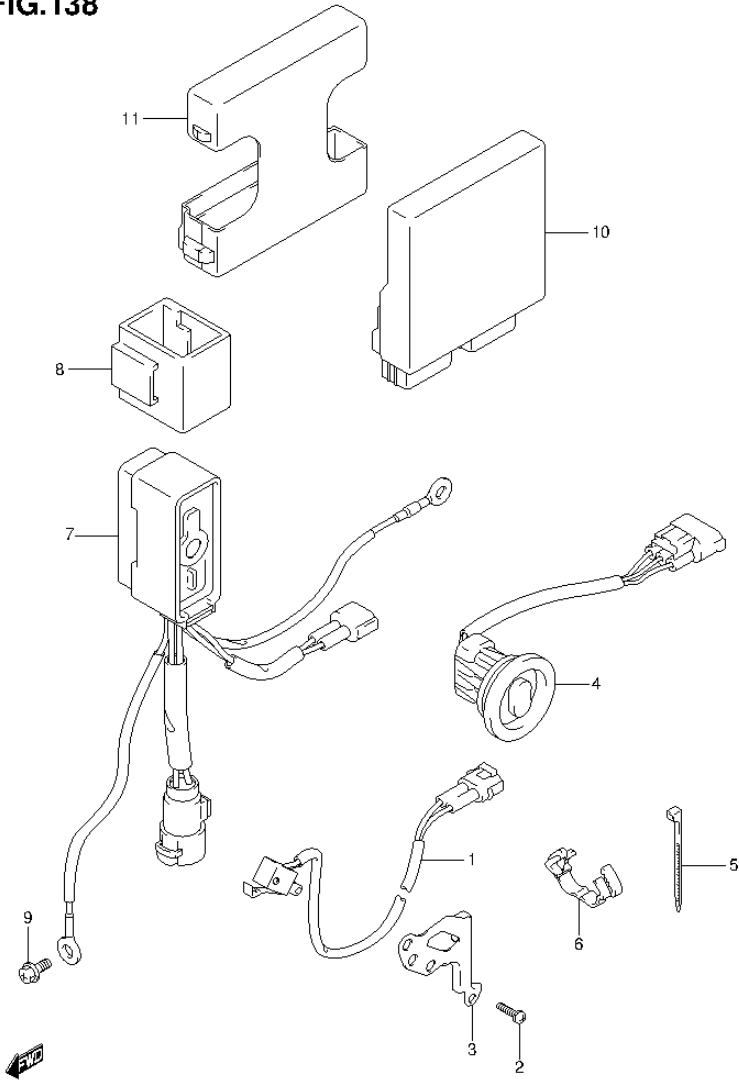


FIG.138 (1-L-11) PTT SWITCH / ENGINE CONTROL UNIT (DF50ATH E1)

REF NO.	PART NO.	DESCRIPTION	Q'TY	REMARKS
1	37721-93J00	SWITCH ASSY, NEUTRAL	1	
2	09137-04004	SCREW (4X16)	2	
3	37725-88L00	BRACKET, NEUTRAL SWITCH	1	
4	37850-99E04	SWITCH ASSY, PTT	1	
5	09407-10404	CLAMP (L:100)	1	
6	09408-00184	CLAMP	1	
7	38410-93J12	RELAY ASSY, PTT	1	
8	38415-93J00	HOLDER, PTT RELAY	1	
9	01550-06127	BOLT	1	
10-1	33920-88LB0	UNIT, ENGINE CONTROL	1	UP TO VIN.211226
10-2	33920-88LJ0	UNIT, ENGINE CONTROL	1	FROM VIN.211227
11	33925-88L00	CUSHION, ENGINE CONTROL UNIT	1	

FIG.139

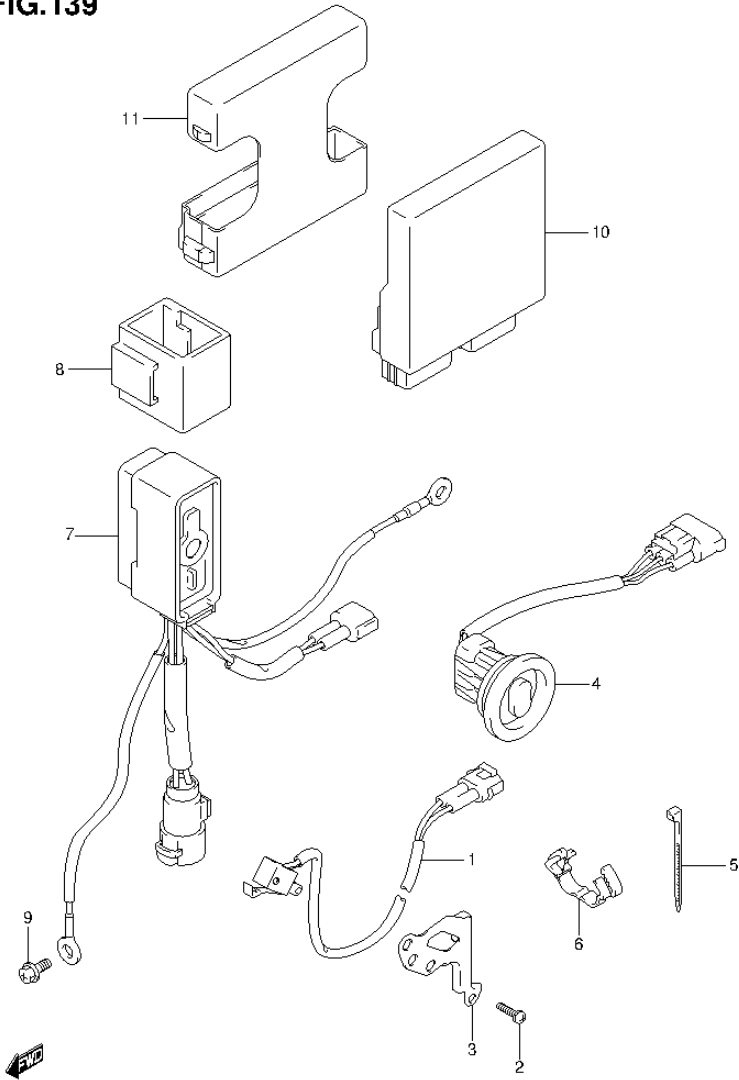


FIG.139 (1-L-12) PTT SWITCH / ENGINE CONTROL UNIT (DF60A E1)

REF NO.	PART NO.	DESCRIPTION	Q'TY	REMARKS
1	37721-93J00	SWITCH ASSY, NEUTRAL	1	
2	09137-04004	SCREW (4X16)	2	
3	37725-88L00	BRACKET, NEUTRAL SWITCH	1	
4	37850-99E04	SWITCH ASSY, PTT	1	
5	09407-10404	CLAMP (L:100)	1	
6	09408-00184	CLAMP	1	
7	38410-93J12	RELAY ASSY, PTT	1	
8	38415-93J00	HOLDER, PTT RELAY	1	
9	01550-06127	BOLT	1	
10	33920-88L70	UNIT, ENGINE CONTROL	1	
11	33925-88L00	CUSHION, ENGINE CONTROL UNIT	1	

FIG.140

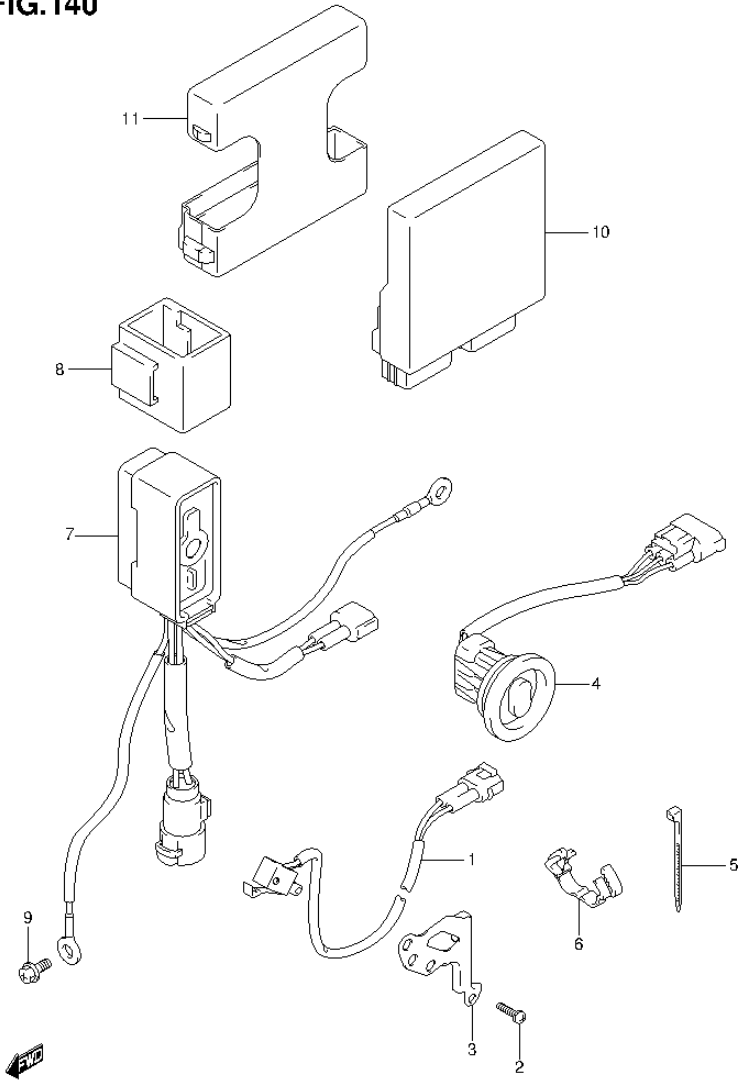


FIG.140 (1-L-13) PTT SWITCH / ENGINE CONTROL UNIT (DF60A E40)

REF NO.	PART NO.	DESCRIPTION	Q'TY	REMARKS
1	37721-93J00	SWITCH ASSY, NEUTRAL	1	
2	09137-04004	SCREW (4X16)	2	
3	37725-88L00	BRACKET, NEUTRAL SWITCH	1	
4	37850-99E04	SWITCH ASSY, PTT	1	
5	09407-10404	CLAMP (L:100)	1	
6	09408-00184	CLAMP	1	
7	38410-93J12	RELAY ASSY, PTT	1	
8	38415-93J00	HOLDER, PTT RELAY	1	
9	01550-06127	BOLT	1	
10	33920-88L80	UNIT, ENGINE CONTROL	1	
11	33925-88L00	CUSHION, ENGINE CONTROL UNIT	1	

FIG.141

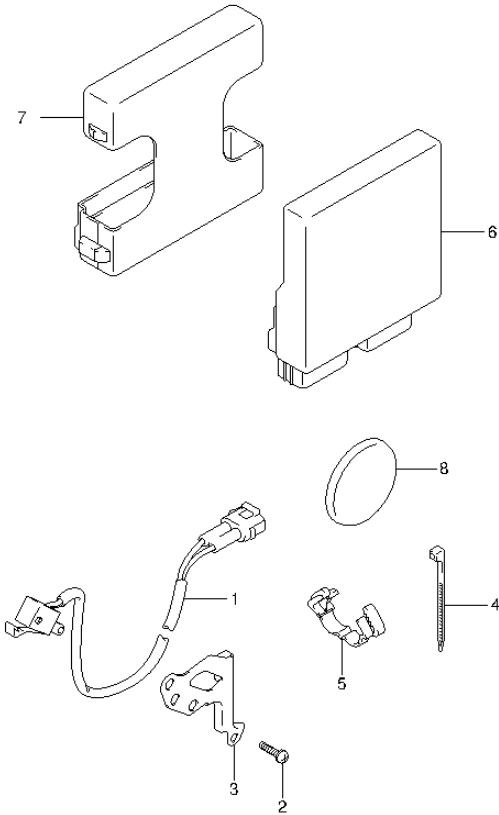


FIG.141 (1-L-14) PTT SWITCH / ENGINE CONTROL UNIT (DF60AQH E1)

REF NO.	PART NO.	DESCRIPTION	Q'TY	REMARKS
1	37721-93J00	SWITCH ASSY, NEUTRAL	1	
2	09137-04004	SCREW (4X16)	2	
3	37725-88L00	BRACKET, NEUTRAL SWITCH	1	
4	09407-10404	CLAMP (L:100)	1	
5	09408-00184	CLAMP	1	
6	33920-88L70	UNIT, ENGINE CONTROL	1	
7	33925-88L00	CUSHION, ENGINE CONTROL UNIT	1	
8	09250-40002	CAP	1	



FIG.142

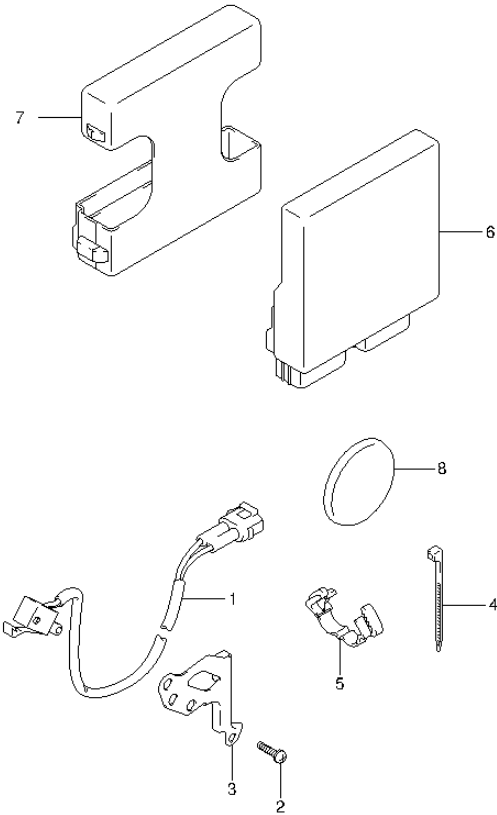


FIG.142 (1-L-15) PTT SWITCH / ENGINE CONTROL UNIT (DF60AQH E40)

REF NO.	PART NO.	DESCRIPTION	Q'TY	REMARKS
1	37721-93J00	SWITCH ASSY, NEUTRAL	1	
2	09137-04004	SCREW (4X16)	2	
3	37725-88L00	BRACKET, NEUTRAL SWITCH	1	
4	09407-10404	CLAMP (L:100)	1	
5	09408-00184	CLAMP	1	
6	33920-88L80	UNIT, ENGINE CONTROL	1	
7	33925-88L00	CUSHION, ENGINE CONTROL UNIT	1	
8	09250-40002	CAP	1	



FIG.143

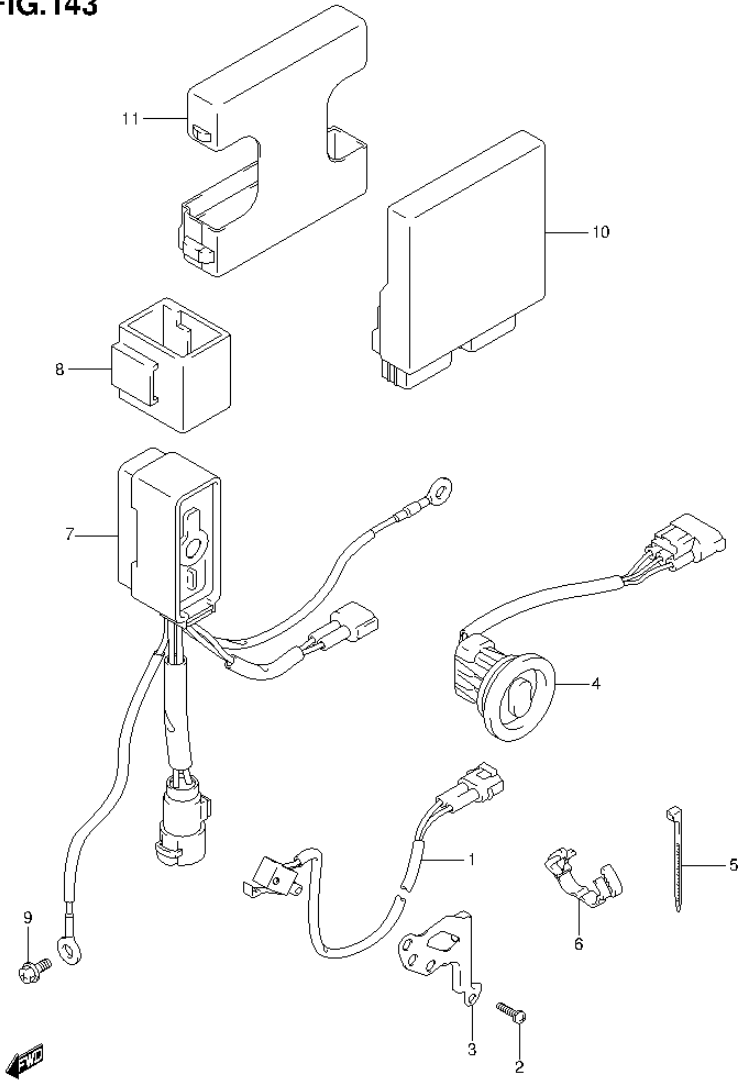


FIG.143 (2-B-2) PTT SWITCH / ENGINE CONTROL UNIT (DF60ATH E1)

REF NO.	PART NO.	DESCRIPTION	Q'TY	REMARKS
1	37721-93J00	SWITCH ASSY, NEUTRAL	1	
2	09137-04004	SCREW (4X16)	2	
3	37725-88L00	BRACKET, NEUTRAL SWITCH	1	
4	37850-99E04	SWITCH ASSY, PTT	1	
5	09407-10404	CLAMP (L:100)	1	
6	09408-00184	CLAMP	1	
7	38410-93J12	RELAY ASSY, PTT	1	
8	38415-93J00	HOLDER, PTT RELAY	1	
9	01550-06127	BOLT	1	
10	33920-88L70	UNIT, ENGINE CONTROL	1	
11	33925-88L00	CUSHION, ENGINE CONTROL UNIT	1	

FIG.144

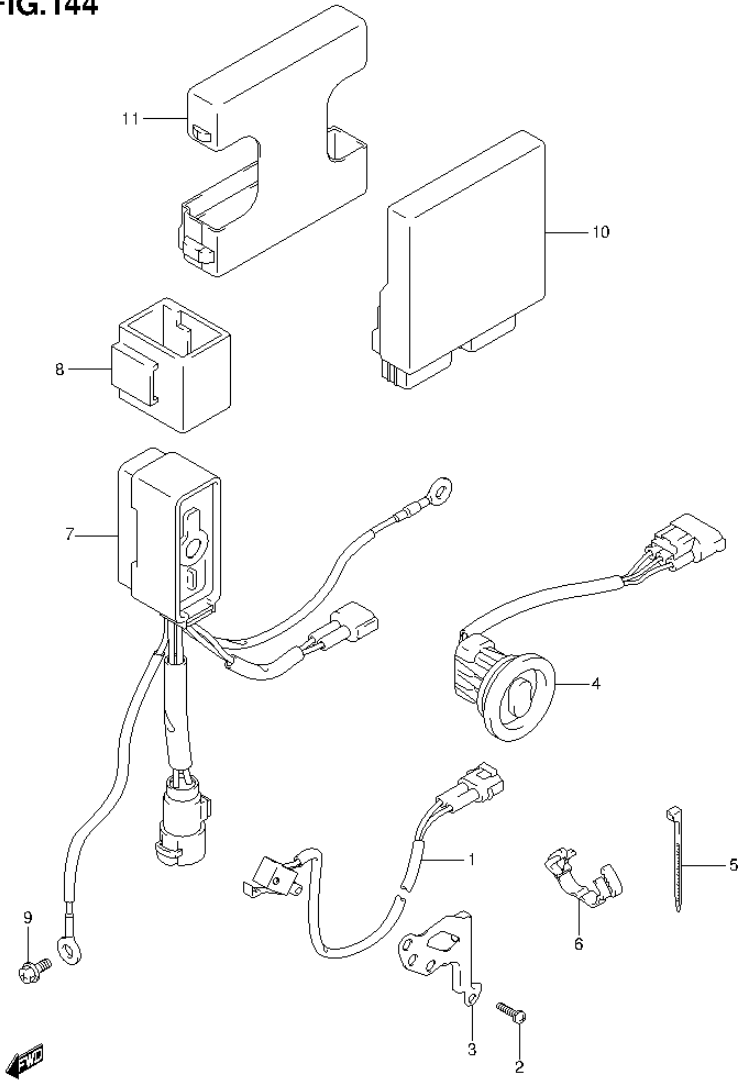


FIG.144 (2-B-3) PTT SWITCH / ENGINE CONTROL UNIT (DF60ATH E40)

REF NO.	PART NO.	DESCRIPTION	Q'TY	REMARKS
1	37721-93J00	SWITCH ASSY, NEUTRAL	1	
2	09137-04004	SCREW (4X16)	2	
3	37725-88L00	BRACKET, NEUTRAL SWITCH	1	
4	37850-99E04	SWITCH ASSY, PTT	1	
5	09407-10404	CLAMP (L:100)	1	
6	09408-00184	CLAMP	1	
7	38410-93J12	RELAY ASSY, PTT	1	
8	38415-93J00	HOLDER, PTT RELAY	1	
9	01550-06127	BOLT	1	
10	33920-88L80	UNIT, ENGINE CONTROL	1	
11	33925-88L00	CUSHION, ENGINE CONTROL UNIT	1	

FIG.145

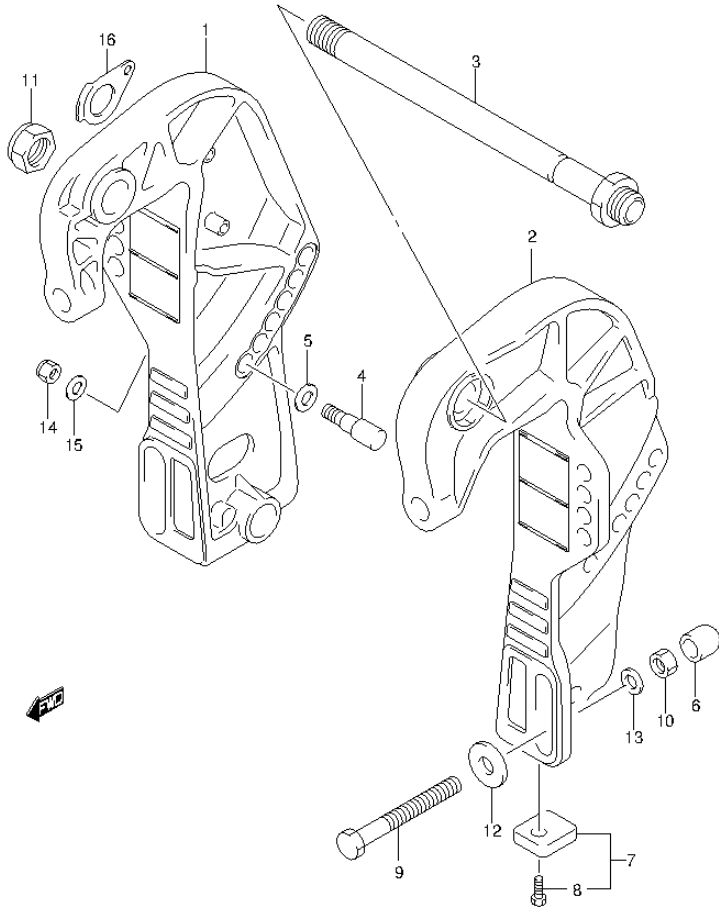


FIG.145 (2-B-4) CLAMP BRACKET (DF40A E1)

REF NO.	PART NO.	DESCRIPTION	Q'TY	REMARKS
1-1	41111-89J21-0EP	BRACKET, CLAMP STBD (BLACK)	1	
1-2	41111-89J21-Y5S	BRACKET, CLAMP STBD (WHITE)	1	
2-1	41121-89J15-0EP	BRACKET, CLAMP PORT (BLACK)	1	
2-2	41121-89J15-Y5S	BRACKET, CLAMP PORT (WHITE)	1	
3	41130-87J11	SHAFT, CLAMP BRACKET	1	
4	45421-89J00	PIN, TILT LOCK	2	
5	09160-12066	WASHER (12.5X22X2.5)	2	
6	41153-94500	CAP, TRANSOM BOLT	4	
7	55320-95311	ZINC, PROTECTION	2	
8	09116-06094	.BOLT (6X15)	2	
9-1	09100-12093	BOLT (12X100)	4	
9-2	09100-12091	BOLT (12X115)	1	OPT
10	09159-12014	NUT	4	
11	09159-22006	NUT	1	
12	09160-12044	WASHER (12.5X35X3.2)	4	
13	09160-12110	WASHER (12.5X22X3)	4	
14	09159-10050	NUT	2	
15	09160-10082	WASHER (10.5X19X2)	2	
16	41135-93J00	WASHER, CLAMP BRACKET SHAFT	1	

FIG.146

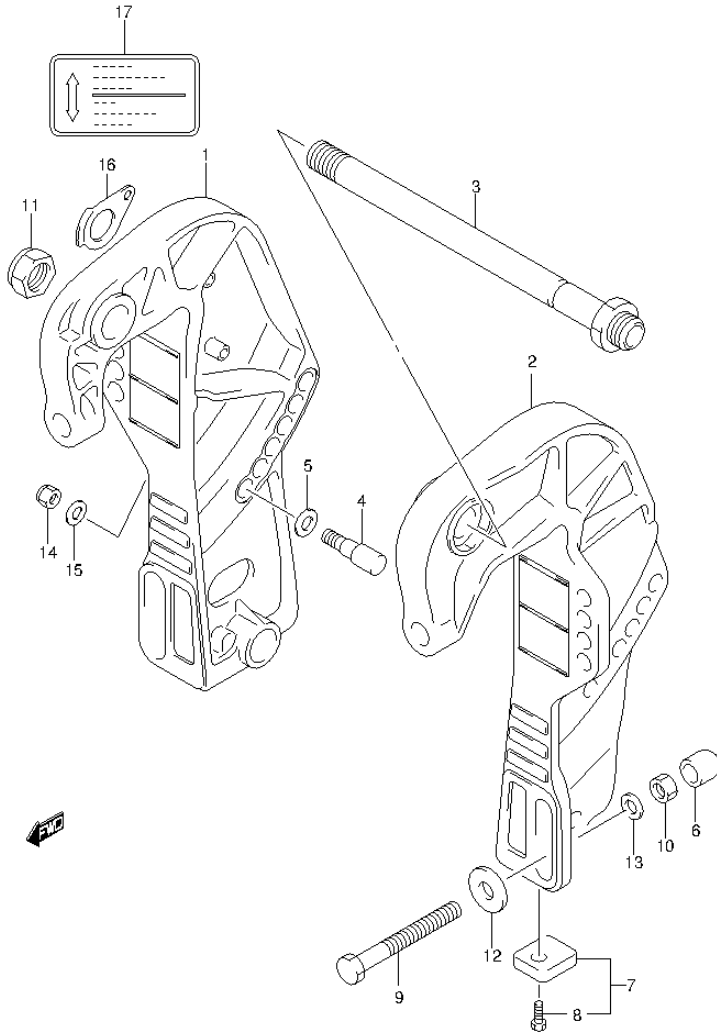


FIG.146 (2-B-5) CLAMP BRACKET (DF40AQH E1)

REF NO.	PART NO.	DESCRIPTION	Q'TY	REMARKS
1	41111-89J21-0EP	BRACKET, CLAMP STBD (BLACK)	1	
2	41121-89J15-0EP	BRACKET, CLAMP PORT (BLACK)	1	
3	41130-87J11	SHAFT, CLAMP BRACKET	1	
4	45421-89J00	PIN, TILT LOCK	2	
5	09160-12066	WASHER (12.5X22X2.5)	2	
6	41153-94500	CAP, TRANSOM BOLT	4	
7	55320-95311	ZINC, PROTECTION	2	
8	09116-06094	.BOLT (6X15)	2	
9-1	09100-12093	BOLT (12X100)	4	
9-2	09100-12091	BOLT (12X115)	1	OPT
10	09159-12014	NUT	4	
11	09159-22006	NUT	1	
12	09160-12044	WASHER (12.5X35X3.2)	4	
13	09160-12110	WASHER (12.5X22X3)	4	
14	09159-10050	NUT	2	
15	09160-10082	WASHER (10.5X19X2)	2	
16	41135-93J00	WASHER, CLAMP BRACKET SHAFT	1	
17	43241-87J00	MARK, RELEASE LEVER	1	

FIG.147

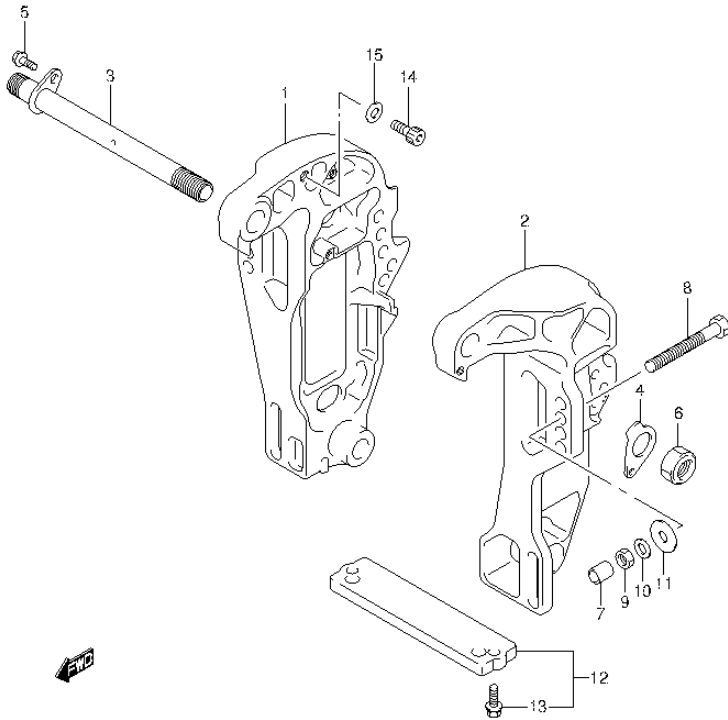


FIG.147 (2-B-6) CLAMP BRACKET (DF40AST E34)

REF NO.	PART NO.	DESCRIPTION	Q'TY	REMARKS
1-1	41111-88L02-OEP	BRACKET, CLAMP STBD (BLACK)	1	
1-2	41111-88L02-Y5S	BRACKET, CLAMP STBD (WHITE)	1	
2-1	41121-88L01-OEP	BRACKET, CLAMP PORT (BLACK)	1	
2-2	41121-88L01-Y5S	BRACKET, CLAMP PORT (WHITE)	1	
3	41130-88L10	SHAFT, CLAMP BRACKET	1	
4	41135-93J11	WASHER, CLAMP BRACKET SHAFT	1	
5	09116-08137	BOLT (8X22)	1	
6	09159-22006	NUT	1	
7	41153-94500	CAP, TRANSOM BOLT	4	
8-1	09100-12093	BOLT (12X100)	4	
8-2	09100-12091	BOLT (12X115)	1	OPT
9	09159-12014	NUT	4	
10	09160-12110	WASHER (12.5X22X3)	4	
11	09160-12044	WASHER (12.5X35X3.2)	4	
12	55320-94900	ZINC, PROTECTION	1	
13	09116-06121	BOLT (6X25)	2	
14	09106-10065	BOLT (10X20)	2	
15	09160-10082	WASHER (10.5X19X2)	2	

FIG.148

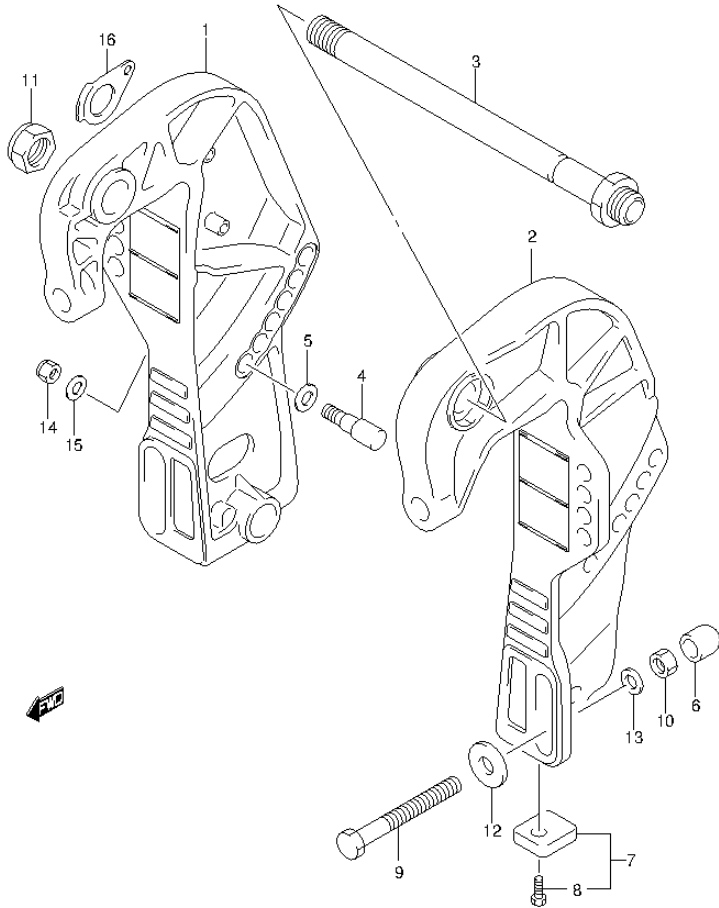


FIG.148 (2-B-7) CLAMP BRACKET (DF50A E1)

REF NO.	PART NO.	DESCRIPTION	Q'TY	REMARKS
1-1	41111-89J21-0EP	BRACKET, CLAMP STBD (BLACK)	1	
1-2	41111-89J21-Y5S	BRACKET, CLAMP STBD (WHITE)	1	
2-1	41121-89J15-0EP	BRACKET, CLAMP PORT (BLACK)	1	
2-2	41121-89J15-Y5S	BRACKET, CLAMP PORT (WHITEK)	1	
3	41130-87J11	SHAFT, CLAMP BRACKET	1	
4	45421-89J00	PIN, TILT LOCK	2	
5	09160-12066	WASHER (12.5X22X2.5)	2	
6	41153-94500	CAP, TRANSOM BOLT	4	
7	55320-95311	ZINC, PROTECTION	2	
8	09116-06094	.BOLT (6X15)	2	
9-1	09100-12093	BOLT (12X100)	4	
9-2	09100-12091	BOLT (12X115)	1	OPT
10	09159-12014	NUT	4	
11	09159-22006	NUT	1	
12	09160-12044	WASHER (12.5X35X3.2)	4	
13	09160-12110	WASHER (12.5X22X3)	4	
14	09159-10050	NUT	2	
15	09160-10082	WASHER (10.5X19X2)	2	
16	41135-93J00	WASHER, CLAMP BRACKET SHAFT	1	

FIG.149

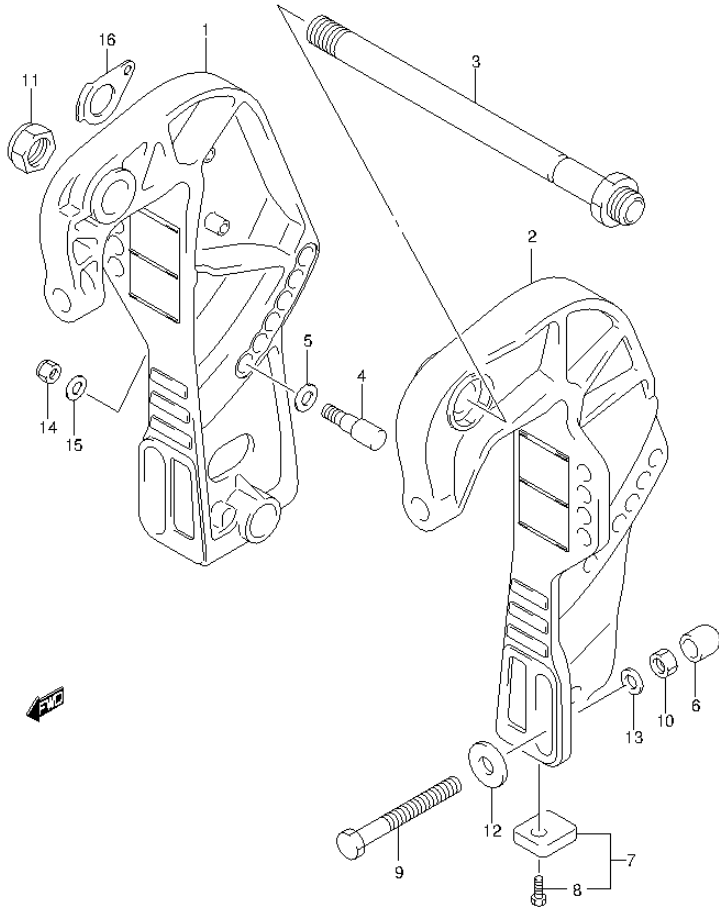


FIG.149 (2-B-8) CLAMP BRACKET (DF50ATH E1)

REF NO.	PART NO.	DESCRIPTION	Q'TY	REMARKS
1	41111-89J21-0EP	BRACKET, CLAMP STBD (BLACK)	1	
2	41121-89J15-0EP	BRACKET, CLAMP PORT (BLACK)	1	
3	41130-87J11	SHAFT, CLAMP BRACKET	1	
4	45421-89J00	PIN, TILT LOCK	2	
5	09160-12066	WASHER (12.5X22X2.5)	2	
6	41153-94500	CAP, TRANSOM BOLT	4	
7	55320-95311	ZINC, PROTECTION	2	
8	09116-06094	.BOLT (6X15)	2	
9-1	09100-12093	BOLT (12X100)	4	
9-2	09100-12091	BOLT (12X115)	1	OPT
10	09159-12014	NUT	4	
11	09159-22006	NUT	1	
12	09160-12044	WASHER (12.5X35X3.2)	4	
13	09160-12110	WASHER (12.5X22X3)	4	
14	09159-10050	NUT	2	
15	09160-10082	WASHER (10.5X19X2)	2	
16	41135-93J00	WASHER, CLAMP BRACKET SHAFT	1	

FIG.150

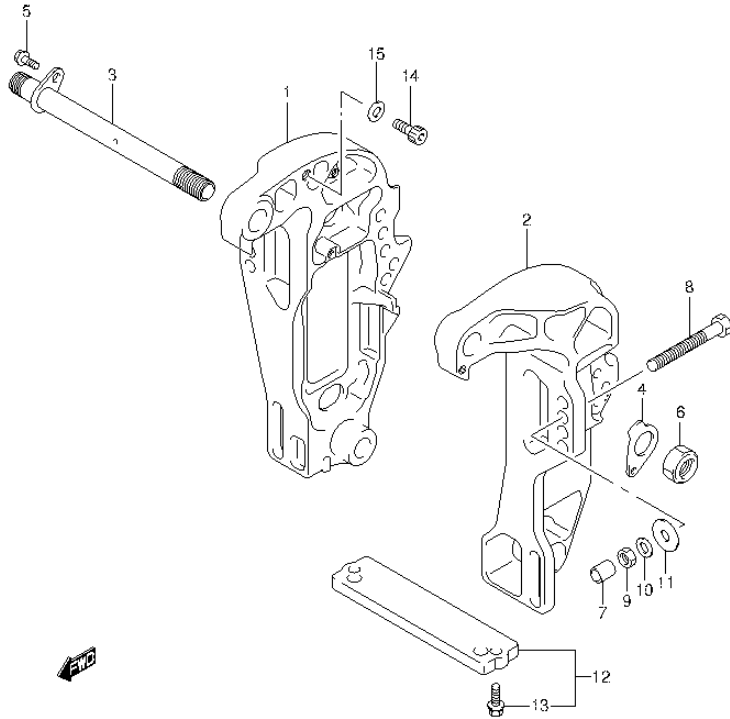


FIG.150 (2-B-9) CLAMP BRACKET (DF60A E1)

REF NO.	PART NO.	DESCRIPTION	Q'TY	REMARKS
1-1	41111-88L02-OEP	BRACKET, CLAMP STBD (BLACK)	1	
1-2	41111-88L02-Y5S	BRACKET, CLAMP STBD (WHITE)	1	
2-1	41121-88L01-OEP	BRACKET, CLAMP PORT (BLACK)	1	
2-2	41121-88L01-Y5S	BRACKET, CLAMP PORT (WHITE)	1	
3	41130-88L10	SHAFT, CLAMP BRACKET	1	
4	41135-93J11	WASHER, CLAMP BRACKET SHAFT	1	
5	09116-08137	BOLT (8X22)	1	
6	09159-22006	NUT	1	
7	41153-94500	CAP, TRANSOM BOLT	4	
8-1	09100-12093	BOLT (12X100)	4	
8-2	09100-12091	BOLT (12X115)	1	OPT
9	09159-12014	NUT	4	
10	09160-12110	WASHER (12.5X22X3)	4	
11	09160-12044	WASHER (12.5X35X3.2)	4	
12	55320-94900	ZINC, PROTECTION	1	
13	09116-06121	.BOLT (6X25)	2	
14	09106-10065	BOLT (10X20)	2	
15	09160-10082	WASHER (10.5X19X2)	2	

FIG.151

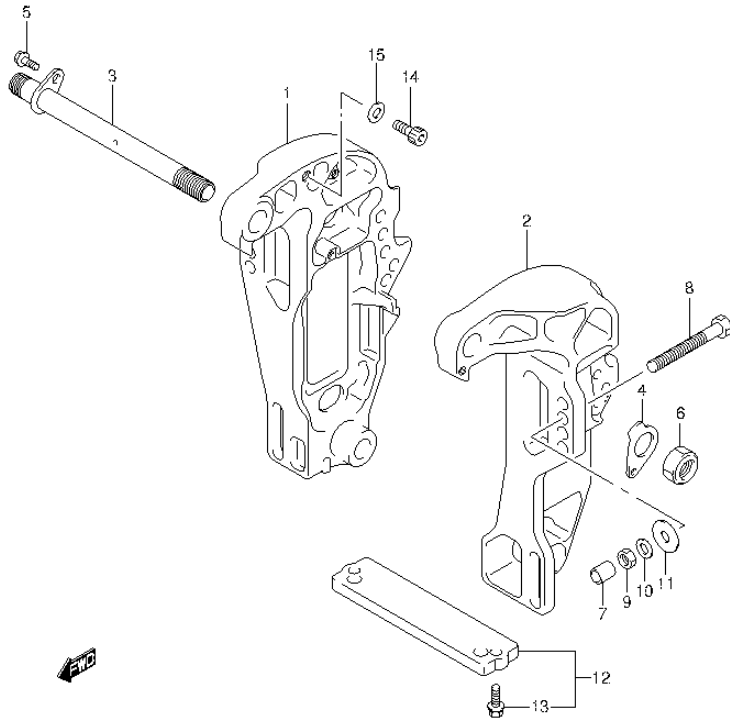


FIG.151 (2-B-10) CLAMP BRACKET (DF60A E40)

REF NO.	PART NO.	DESCRIPTION	Q'TY	REMARKS
1	41111-88L02-0EP	BRACKET, CLAMP STBD (BLACK)	1	
2	41121-88L01-0EP	BRACKET, CLAMP PORT (BLACK)	1	
3	41130-88L10	SHAFT, CLAMP BRACKET	1	
4	41135-93J11	WASHER, CLAMP BRACKET SHAFT	1	
5	09116-08137	BOLT (8X22)	1	
6	09159-22006	NUT	1	
7	41153-94500	CAP, TRANSOM BOLT	4	
8-1	09100-12093	BOLT (12X100)	4	
8-2	09100-12091	BOLT (12X115)	1	OPT
9	09159-12014	NUT	4	
10	09160-12110	WASHER (12.5X22X3)	4	
11	09160-12044	WASHER (12.5X35X3.2)	4	
12	55320-94900	ZINC, PROTECTION	1	
13	09116-06121	.BOLT (6X25)	2	
14	09106-10065	BOLT (10X20)	2	
15	09160-10082	WASHER (10.5X19X2)	2	

FIG.152

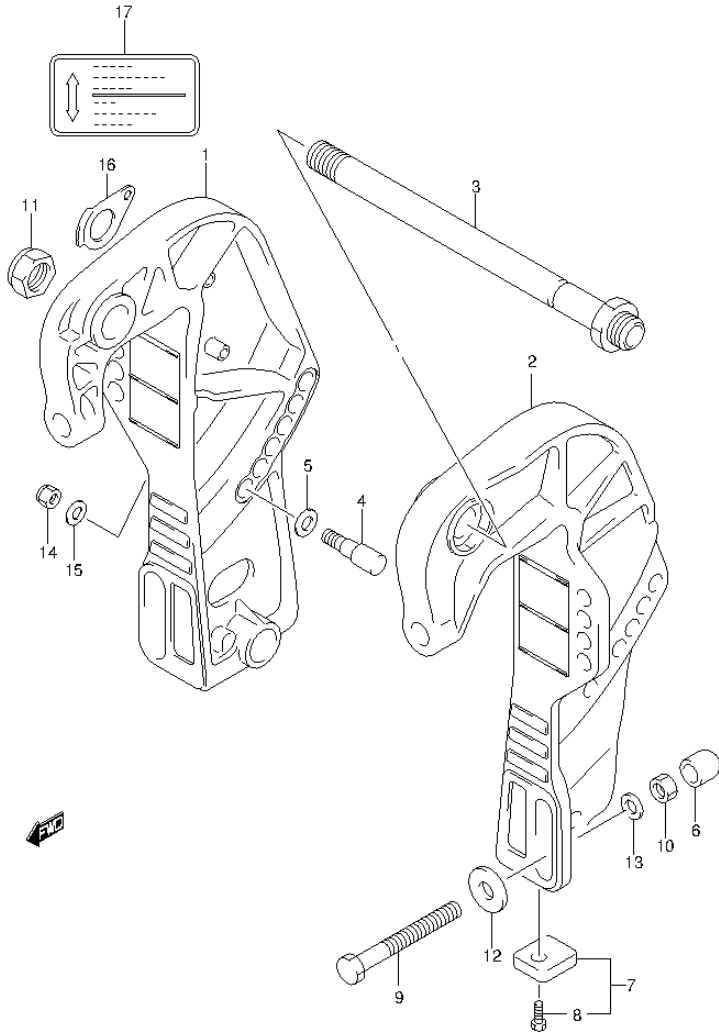


FIG.152 (2-B-11) CLAMP BRACKET (DF60AQH E1)

REF NO.	PART NO.	DESCRIPTION	Q'TY	REMARKS
1	41111-89J21-0EP	BRACKET, CLAMP STBD (BLACK)	1	
2	41121-89J15-0EP	BRACKET, CLAMP PORT (BLACK)	1	
3	41130-87J11	SHAFT, CLAMP BRACKET	1	
4	45421-89J00	PIN, TILT LOCK	2	
5	09160-12066	WASHER (12.5X22X2.5)	2	
6	41153-94500	CAP, TRANSOM BOLT	4	
7	55320-95311	ZINC, PROTECTION	2	
8	09116-06094	.BOLT (6X15)	2	
9-1	09100-12093	BOLT (12X100)	4	
9-2	09100-12091	BOLT (12X115)	1	OPT
10	09159-12014	NUT	4	
11	09159-22006	NUT	1	
12	09160-12044	WASHER (12.5X35X3.2)	4	
13	09160-12110	WASHER (12.5X22X3)	4	
14	09159-10050	NUT	2	
15	09160-10082	WASHER (10.5X19X2)	2	
16	41135-93J00	WASHER, CLAMP BRACKET SHAFT	1	
17	43241-87J00	MARK, RELEASE LEVER	1	

FIG.153

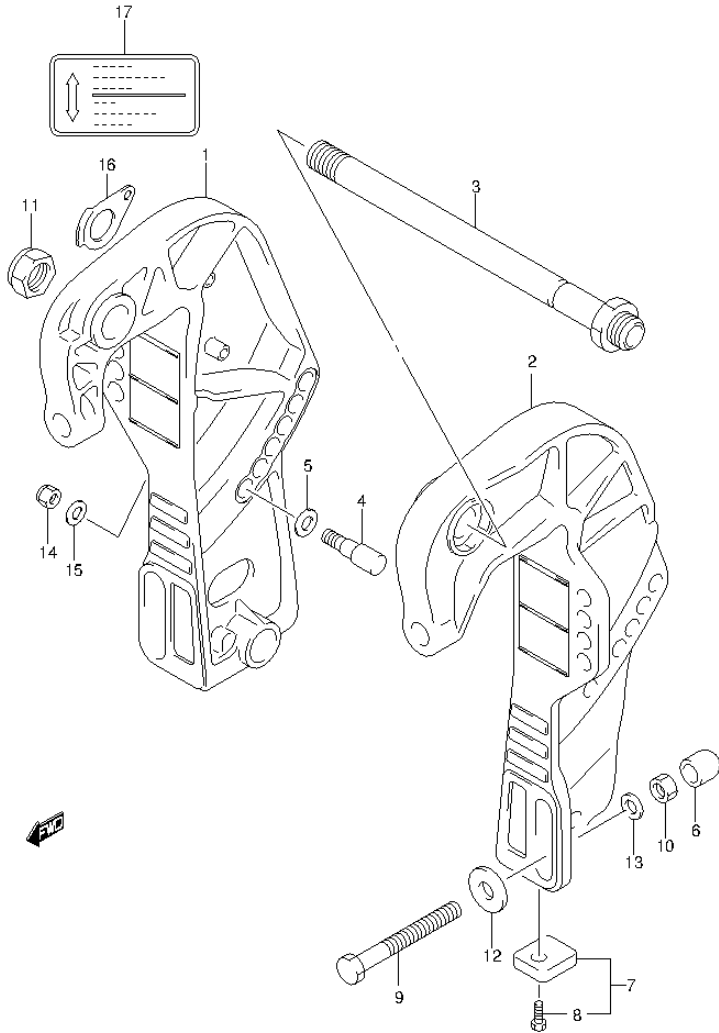


FIG.153 (2-B-12) CLAMP BRACKET (DF60AQH E40)

REF NO.	PART NO.	DESCRIPTION	Q'TY	REMARKS
1	41111-89J21-0EP	BRACKET, CLAMP STBD (BLACK)	1	
2	41121-89J15-0EP	BRACKET, CLAMP PORT (BLACK)	1	
3	41130-87J11	SHAFT, CLAMP BRACKET	1	
4	45421-89J00	PIN, TILT LOCK	2	
5	09160-12066	WASHER (12.5X22X2.5)	2	
6	41153-94500	CAP, TRANSOM BOLT	4	
7	55320-95311	ZINC, PROTECTION	2	
8	09116-06094	.BOLT (6X15)	2	
9-1	09100-12093	BOLT (12X100)	4	
9-2	09100-12091	BOLT (12X115)	1	OPT
10	09159-12014	NUT	4	
11	09159-22006	NUT	1	
12	09160-12044	WASHER (12.5X35X3.2)	4	
13	09160-12110	WASHER (12.5X22X3)	4	
14	09159-10050	NUT	2	
15	09160-10082	WASHER (10.5X19X2)	2	
16	41135-93J00	WASHER, CLAMP BRACKET SHAFT	1	
17	43241-87J00	MARK, RELEASE LEVER	1	

FIG.154

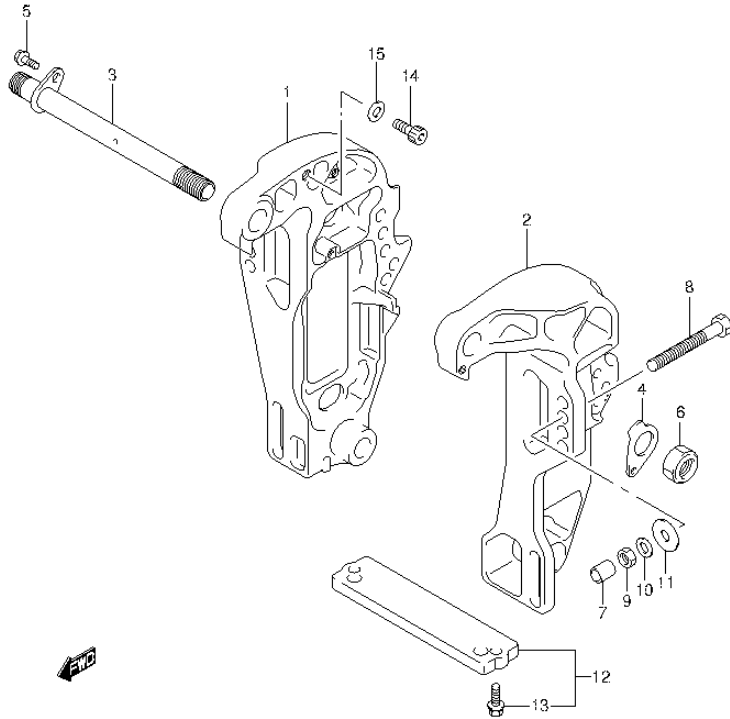


FIG.154 (2-B-13) CLAMP BRACKET (DF60ATH E1)

REF NO.	PART NO.	DESCRIPTION	Q'TY	REMARKS
1	41111-88L02-OEP	BRACKET, CLAMP STBD (BLACK)	1	
2	41121-88L01-OEP	BRACKET, CLAMP PORT (BLACK)	1	
3	41130-88L10	SHAFT, CLAMP BRACKET	1	
4	41135-93J11	WASHER, CLAMP BRACKET SHAFT	1	
5	09116-08137	BOLT (8X22)	1	
6	09159-22006	NUT	1	
7	41153-94500	CAP, TRANSOM BOLT	4	
8-1	09100-12093	BOLT (12X100)	4	
8-2	09100-12091	BOLT (12X115)	1	OPT
9	09159-12014	NUT	4	
10	09160-12110	WASHER (12.5X22X3)	4	
11	09160-12044	WASHER (12.5X35X3.2)	4	
12	55320-94900	ZINC, PROTECTION	1	
13	09116-06121	BOLT (6X25)	2	
14	09106-10065	BOLT (10X20)	2	
15	09160-10082	WASHER (10.5X19X2)	2	

FIG.155

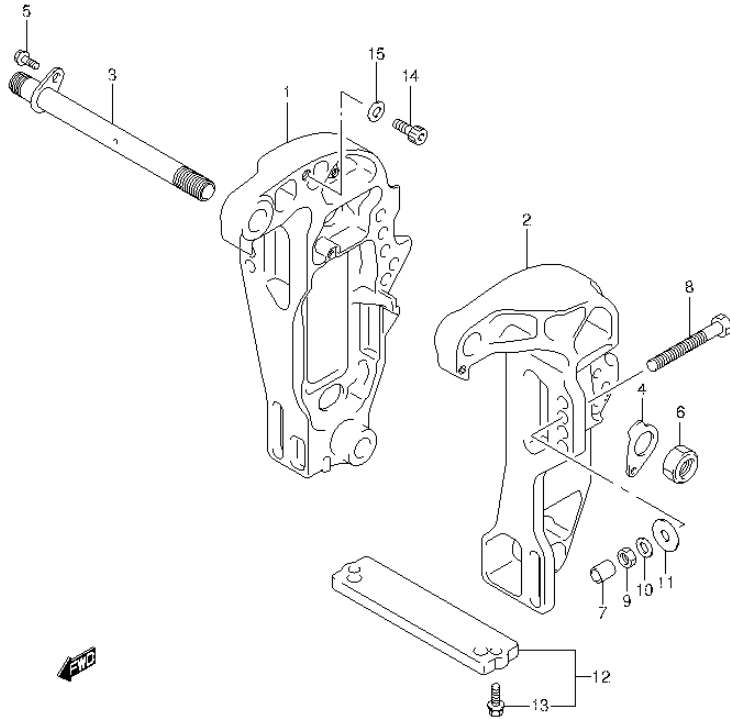


FIG.155 (2-B-14) CLAMP BRACKET (DF60ATH E40)

REF NO.	PART NO.	DESCRIPTION	Q'TY	REMARKS
1	41111-88L02-0EP	BRACKET, CLAMP STBD (BLACK)	1	
2	41121-88L01-0EP	BRACKET, CLAMP PORT (BLACK)	1	
3	41130-88L10	SHAFT, CLAMP BRACKET	1	
4	41135-93J11	WASHER, CLAMP BRACKET SHAFT	1	
5	09116-08137	BOLT (8X22)	1	
6	09159-22006	NUT	1	
7	41153-94500	CAP, TRANSOM BOLT	4	
8-1	09100-12093	BOLT (12X100)	4	
8-2	09100-12091	BOLT (12X115)	1	OPT
9	09159-12014	NUT	4	
10	09160-12110	WASHER (12.5X22X3)	4	
11	09160-12044	WASHER (12.5X35X3.2)	4	
12	55320-94900	ZINC, PROTECTION	1	
13	09116-06121	.BOLT (6X25)	2	
14	09106-10065	BOLT (10X20)	2	
15	09160-10082	WASHER (10.5X19X2)	2	

FIG.156

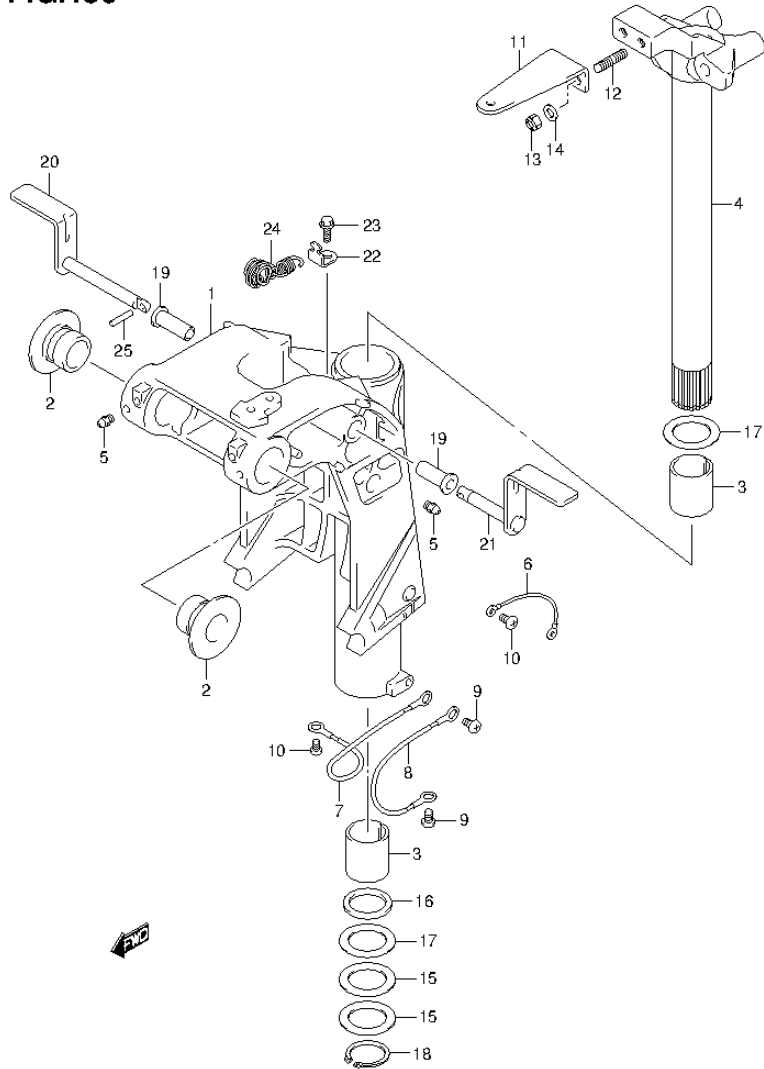


FIG.156 (2-B-15) SWIVEL BRACKET (DF40A E1)

REF NO.	PART NO.	DESCRIPTION	Q'TY	REMARKS
1-1	43111-88L31-OEP	BRACKET, SWIVEL (S) (BLACK)	1	W/TRANSOM(S)
1-2	43111-88L21-OEP	BRACKET, SWIVEL (L) (BLACK)	1	W/TRANSOM(L)
1-3	43111-88L21-Y5S	BRACKET, SWIVEL (L) (WHITE)	1	W/TRANSOM(L)
2	43211-87J00	BUSH, SWIVEL BRACKET	2	
3	43711-89J10	BUSH, STEERING	2	
4-1	43750-88L30-OEP	BRACKET, STEERING (S) (BLACK)	1	W/TRANSOM(S)
4-2	43750-88L20-OEP	BRACKET, STEERING (L) (BLACK)	1	W/TRANSOM(L)
4-3	43750-88L20-Y5S	BRACKET, STEERING (L) (WHITE)	1	W/TRANSOM(L)
5	22511-99011	NIPPLE, GREASE	3	
6	36894-95201	LEAD (CLAMP TO SWIVEL)	1	
7	36895-87D01	LEAD (SWIVEL TO MOUNT BRKT)	1	
8	36895-87D01	LEAD (SWIVEL TO HOUSING)	1	
9	09125-06063	SCREW (6X10)	2	
10	29125-93J10	SCREW, LEAD (5X8)	3	
11	43755-88L00-OEP	ATTACHMENT, STEERING BRKT (BLACK)	1	
12	09108-10161	STUD BOLT	2	
13	09159-10050	NUT	2	
14	09160-10141	WASHER (10.5X19X2)	2	
15	09160-39003	WASHER (39.5X58X0.3)	2	
16	09282-39001	OIL SEAL (39X51X5)	1	
17	09160-39002	WASHER (39.5X58X1)	2	
18	09380-38003	CIRCLIP	1	
19	41226-97E00	BUSH, TILT LOCK LEVER	2	
20	41270-89J10	LEVER, TILT LOCK STBD	1	
21	41280-89J04	LEVER, TILT LOCK PORT	1	
22	45731-96312	BRACKET, SPRING	1	
23	09116-06094	BOLT (6X15)	1	
24	41230-97E10	SPRING, TILT LOCK	1	
25	09205-03012	SPRING	1	

FIG.157

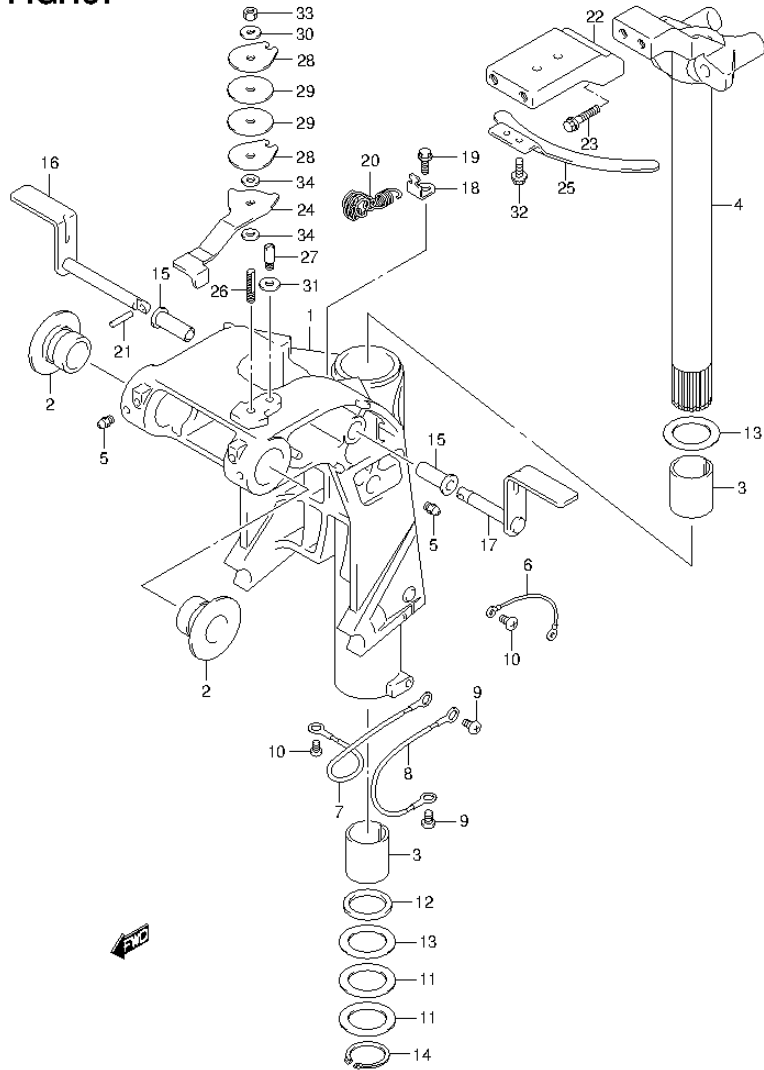


FIG.157 (2-C-2) SWIVEL BRACKET (DF40AQH E1)

REF NO.	PART NO.	DESCRIPTION	Q'TY	REMARKS
1-1	43111-88L20-OEP	BRACKET, SWIVEL (L) (BLACK)	1	UP TO VIN.211173
1-2	43111-88L21-OEP	BRACKET, SWIVEL (L) (BLACK)	1	FROM VIN.211174
2	43211-87J00	BUSH, SWIVEL BRACKET	2	
3	43711-89J10	BUSH, STEERING	2	
4	43750-88L20-OEP	BRACKET, STEERING (L) (BLACK)	1	
5	22511-99011	NIPPLE, GREASE	3	
6	36894-95201	LEAD (CLAMP TO SWIVEL)	1	
7	36895-87D01	LEAD (SWIVEL TO MOUNT BRKT)	1	
8	36895-87D01	LEAD (SWIVEL TO HOUSING)	1	
9	09125-06063	SCREW (6X10)	2	
10	29125-93J10	SCREW, LEAD (5X8)	3	
11	09160-39003	WASHER (39.5X58X0.3)	2	
12	09282-39001	OIL SEAL (39X51X5)	1	
13	09160-39002	WASHER (39.5X58X1)	2	
14	09380-38003	CIRCLIP	1	
15	41226-97E00	BUSH, TILT LOCK LEVER	2	
16	41270-89J10	LEVER, TILT LOCK STBD	1	
17	41280-89J04	LEVER, TILT LOCK PORT	1	
18	45731-96312	BRACKET, SPRING	1	
19	09116-06094	BOLT (6X15)	1	
20	41230-97E10	SPRING, TILT LOCK	1	
21	09205-03012	SPRING	1	
22	43755-87L12-OEP	EXTENSION, STRG BRKT (BLACK)	1	
23	09116-10150	BOLT (10X55)	2	
24	43411-88L00	ADJUSTER, STEERING	1	
25	43415-88L00	PLATE, STEERING ADJUSTER	1	
26	43512-88L00	SHAFT, STRG ADJ THREAD	1	
27	43513-88L00	BOLT, STEERING ADJUSTER	1	
28	43514-88L00	PLATE, STRG ADJ FRICTION	2	
29	43515-88L00	WASHER, STRG ADJ FRICTION PLATE	2	

FIG.157

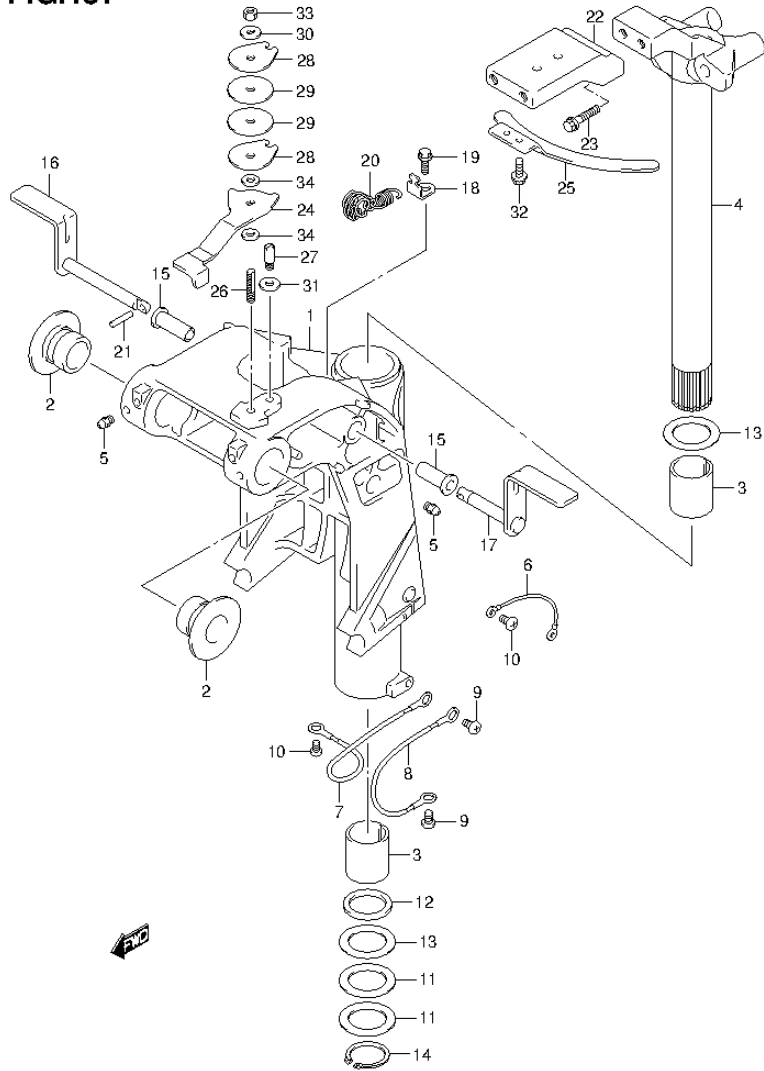
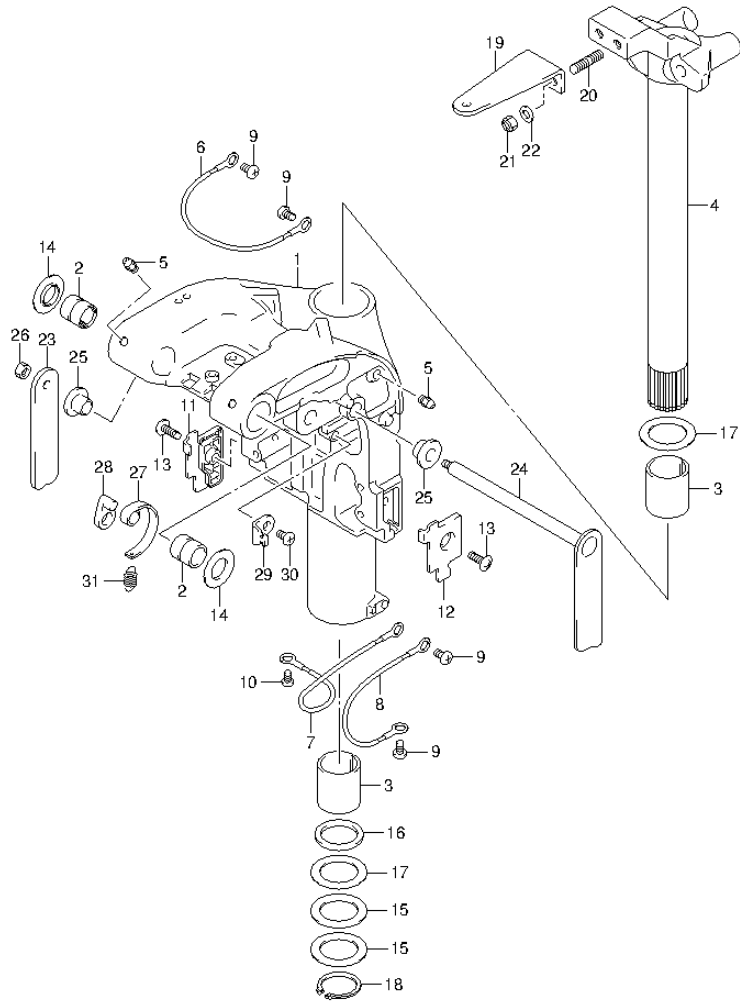


FIG.157 (2-C-3) SWIVEL BRACKET (DF40AQH E1)

REF NO.	PART NO.	DESCRIPTION	Q'TY	REMARKS
30	43516-88L00	WASHER, STRG ADJ FRICTION	1	
31	43517-88L00	SPACER, STEERING ADJUSTER	1	
32	09116-06094	BOLT (6X15)	2	
33	09159-08059	NUT	1	
34	09161-08011	WASHER (8.2X18X1.2)	2	
35	22511-99011	NIPPLE, GREASE	1	FROM VIN.211174 NOT ILLUSTRATED

FIG.158

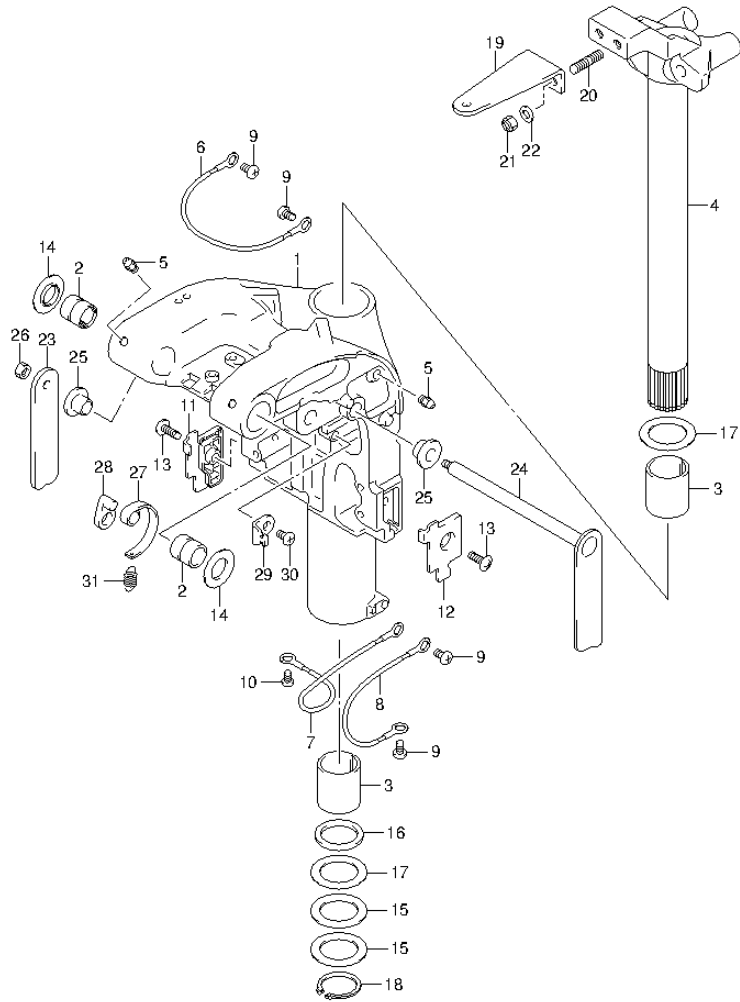
FIG.158 (2-C-4) SWIVEL BRACKET (DF40AST E34)



REF NO.	PART NO.	DESCRIPTION	Q'TY	REMARKS
1-1	43111-88L50-0EP	BRACKET, SWIVEL (S) (BLACK)	1	W/TRANSOM(S)
1-2	43111-88L50-Y5S	BRACKET, SWIVEL (S) (WHITE)	1	W/TRANSOM(S)
1-3	43111-88L40-0EP	BRACKET, SWIVEL (L) (BLACK)	1	W/TRANSOM(L)
1-4	43111-88L40-Y5S	BRACKET, SWIVEL (L) (WHITE)	1	W/TRANSOM(L)
2	43211-88L00	BUSH, SWIVEL BRACKET	2	
3	43711-97E00	BUSH, STEERING	2	
4-1	43750-88L30-0EP	BRACKET, STEERING (S) (BLACK)	1	W/TRANSOM(S)
4-2	43750-88L30-Y5S	BRACKET, STEERING (S) (WHITE)	1	W/TRANSOM(S)
4-3	43750-88L20-0EP	BRACKET, STEERING (L) (BLACK)	1	W/TRANSOM(L)
4-4	43750-88L20-Y5S	BRACKET, STEERING (L) (WHITE)	1	W/TRANSOM(L)
5	22511-99011	NIPPLE, GREASE	4	
6	36894-87D00	LEAD (CLAMP TO SWIVEL)	1	
7	36895-87D01	LEAD (SWIVEL TO MOUNT BRKT)	1	
8	36895-87D01	LEAD (SWIVEL TO HOUSING)	1	
9	09125-06063	SCREW (6X10)	4	
10	09125-05050	SCREW (5X8)	1	
11	43119-88L00	PLATE, SWIVEL BRKT LWR STBD	1	
12	43119-88L10	PLATE, SWIVEL BRKT LWR PORT	1	
13	09125-06067	SCREW (6X16)	2	
14	43114-88L00	WASHER, SWIVEL TO CLAMP BRKT	2	
15	09160-39003	WASHER (39.5X58X0.3)	2	
16	09282-39001	OIL SEAL (39X51X5)	1	
17	09160-39002	WASHER (39.5X58X1)	2	
18	09380-38003	CIRCLIP	1	
19	43755-88L00-0EP	ATTACHMENT, STEERING BRKT (BLACK)	1	
20	09108-10161	STUD BOLT	2	
21	09159-10050	NUT	2	
22	09160-10141	WASHER (10.5X19X2)	2	

FIG.158

FIG.158 (2-C-5) SWIVEL BRACKET (DF40AST E34)



REF NO.	PART NO.	DESCRIPTION	Q'TY	REMARKS
23	41221-88L00	LEVER, TILT LOCK STBD	1	
24	41280-88L10	LEVER, TILT LOCK PORT	1	
25	41224-88L00	BUSH, TILT LOCK LEVER	2	
26	29141-93J00	NUT, TILT LOCK LEVER STBD	1	
27	41231-88L01	LINK, TILT LOCK LEVER	1	
28	41234-88L00	ARM, TILT LOCK LINK	1	
29	45731-96312	BRACKET, SPRING	1	
30	09125-06063	SCREW (6X10)	1	
31	09443-10043	SPRING	1	

FIG.159

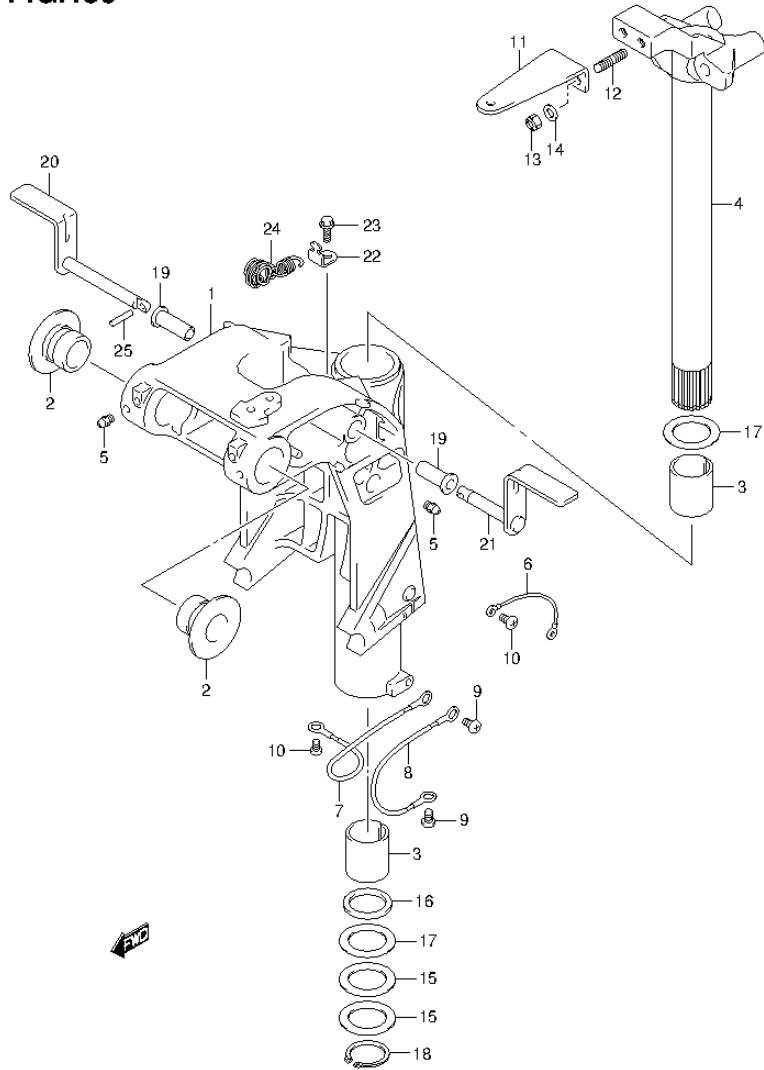


FIG.159 (2-C-6) SWIVEL BRACKET (DF50A E1)

REF NO.	PART NO.	DESCRIPTION	Q'TY	REMARKS
1-1	43111-88L31-OEP	BRACKET, SWIVEL (S) (BLACK)	1	W/TRANSOM(S)
1-2	43111-88L21-OEP	BRACKET, SWIVEL (L) (BLACK)	1	W/TRANSOM(L)
1-3	43111-88L21-Y5S	BRACKET, SWIVEL (L) (WHITE)	1	W/TRANSOM(L)
2	43211-87J00	BUSH, SWIVEL BRACKET	2	
3	43711-89J10	BUSH, STEERING	2	
4-1	43750-88L30-OEP	BRACKET, STEERING (S) (BLACK)	1	W/TRANSOM(S)
4-2	43750-88L20-OEP	BRACKET, STEERING (L) (BLACK)	1	W/TRANSOM(L)
4-3	43750-88L20-Y5S	BRACKET, STEERING (L) (WHITE)	1	W/TRANSOM(L)
5	22511-99011	NIPPLE, GREASE	3	
6	36894-95201	LEAD (CLAMP TO SWIVEL)	1	
7	36895-87D01	LEAD (SWIVEL TO MOUNT BRKT)	1	
8	36895-87D01	LEAD (SWIVEL TO HOUSING)	1	
9	09125-06063	SCREW (6X10)	2	
10	29125-93J10	SCREW, LEAD (5X8)	3	
11	43755-88L00-OEP	ATTACHMENT, STEERING BRKT (BLACK)	1	
12	09108-10161	STUD BOLT	2	
13	09159-10050	NUT	2	
14	09160-10141	WASHER (10.5X19X2)	2	
15	09160-39003	WASHER (39.5X58X0.3)	2	
16	09282-39001	OIL SEAL (39X51X5)	1	
17	09160-39002	WASHER (39.5X58X1)	2	
18	09380-38003	CIRCLIP	1	
19	41226-97E00	BUSH, TILT LOCK LEVER	2	
20	41270-89J10	LEVER, TILT LOCK STBD	1	
21	41280-89J04	LEVER, TILT LOCK PORT	1	
22	45731-96312	BRACKET, SPRING	1	
23	09116-06094	BOLT (6X15)	1	
24	41230-97E10	SPRING, TILT LOCK	1	
25	09205-03012	SPRING	1	

FIG.160

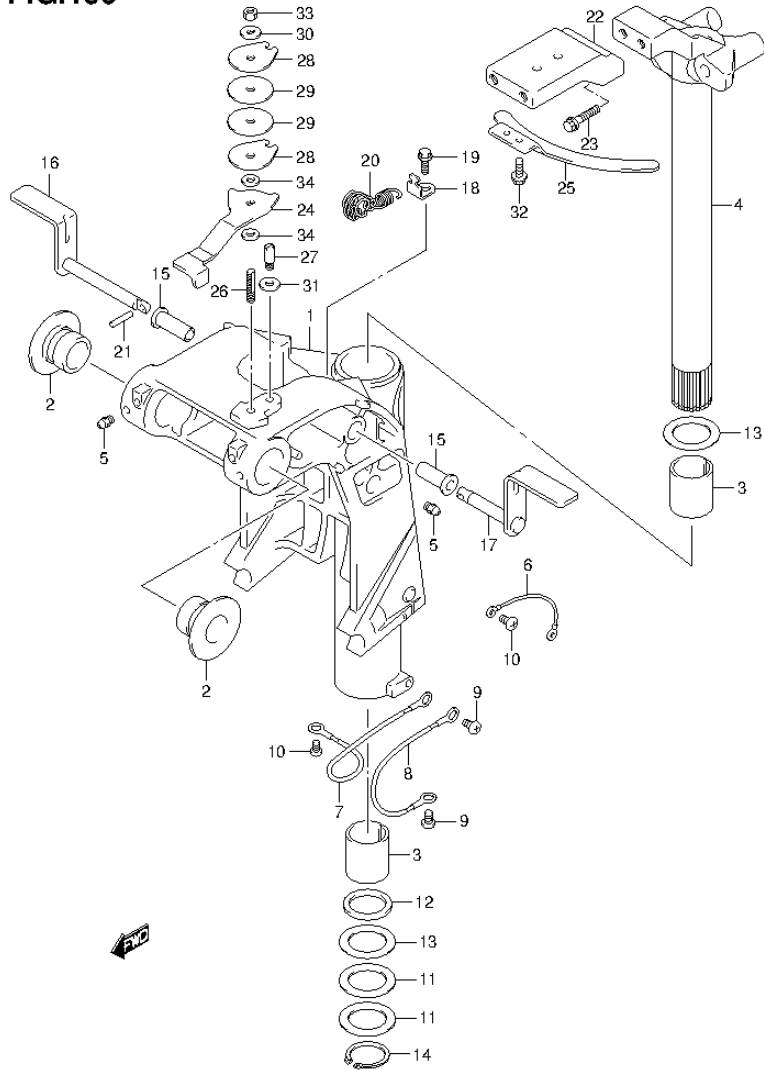


FIG.160 (2-C-7) SWIVEL BRACKET (DF50ATH E1)

REF NO.	PART NO.	DESCRIPTION	Q'TY	REMARKS
1-1	43111-88L20-0EP	BRACKET, SWIVEL (L) (BLACK)	1	UP TO VIN.211588
1-2	43111-88L21-0EP	BRACKET, SWIVEL (L) (BLACK)	1	FROM VIN.211589
2	43211-87J00	BUSH, SWIVEL BRACKET	2	
3	43711-89J10	BUSH, STEERING	2	
4	43750-88L20-0EP	BRACKET, STEERING (L) (BLACK)	1	
5	22511-99011	NIPPLE, GREASE	3	
6	36894-95201	LEAD (CLAMP TO SWIVEL)	1	
7	36895-87D01	LEAD (SWIVEL TO MOUNT BRKT)	1	
8	36895-87D01	LEAD (SWIVEL TO HOUSING)	1	
9	09125-06063	SCREW (6X10)	2	
10	29125-93J10	SCREW, LEAD (5X8)	3	
11	09160-39003	WASHER (39.5X58X0.3)	2	
12	09282-39001	OIL SEAL (39X51X5)	1	
13	09160-39002	WASHER (39.5X58X1)	2	
14	09380-38003	CIRCLIP	1	
15	41226-97E00	BUSH, TILT LOCK LEVER	2	
16	41270-89J10	LEVER, TILT LOCK STBD	1	
17	41280-89J04	LEVER, TILT LOCK PORT	1	
18	45731-96312	BRACKET, SPRING	1	
19	09116-06094	BOLT (6X15)	1	
20	41230-97E10	SPRING, TILT LOCK	1	
21	09205-03012	SPRING	1	
22	43755-87L12-0EP	EXTENSION, STRG BRKT (BLACK)	1	
23	09116-10150	BOLT (10X55)	2	
24	43411-88L00	ADJUSTER, STEERING	1	
25	43415-88L00	PLATE, STEERING ADJUSTER	1	
26	43512-88L00	SHAFT, STRG ADJ THREAD	1	
27	43513-88L00	BOLT, STEERING ADJUSTER	1	
28	43514-88L00	PLATE, STRG ADJ FRICTION	2	
29	43515-88L00	WASHER, STRG ADJ FRICTION PLATE	2	

FIG.160

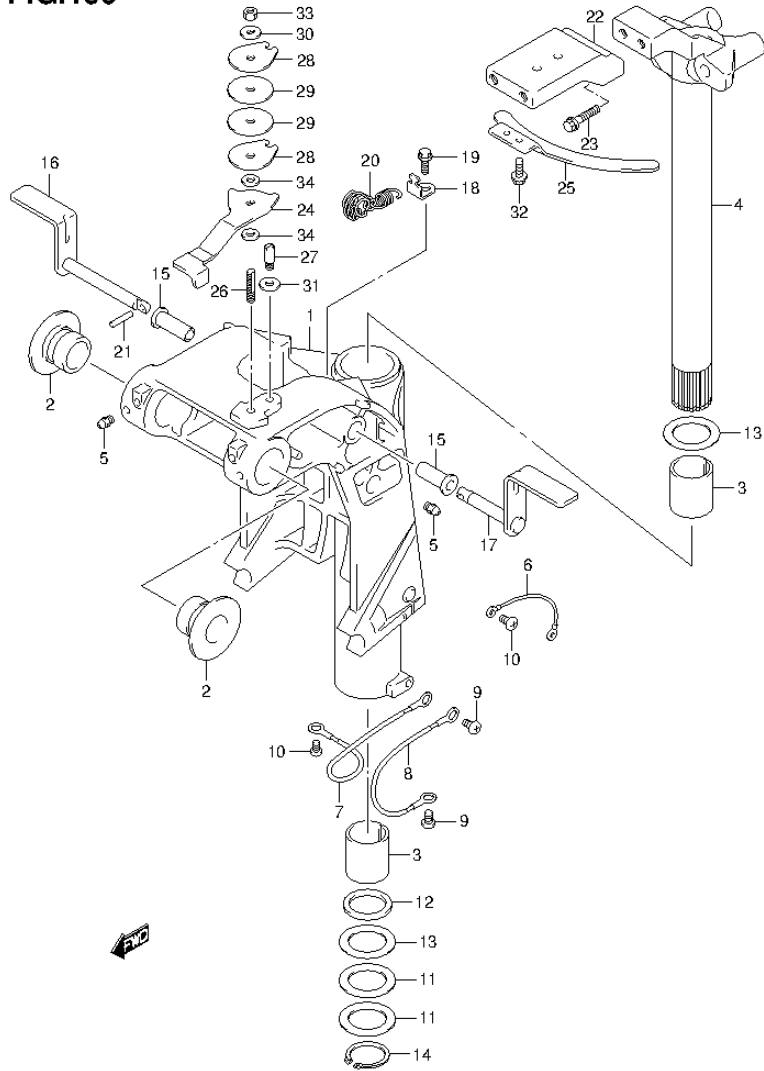


FIG.160 (2-C-8) SWIVEL BRACKET (DF50ATH E1)

REF NO.	PART NO.	DESCRIPTION	Q'TY	REMARKS
30	43516-88L00	WASHER, STRG ADJ FRICTION	1	
31	43517-88L00	SPACER, STEERING ADJUSTER	1	
32	09116-06094	BOLT (6X15)	2	
33	09159-08059	NUT	1	
34	09161-08011	WASHER (8.2X18X1.2)	2	
35	22511-99011	NIPPLE, GREASE	1	FROM VIN.211589 NOT ILLUSTRATED

FIG.161

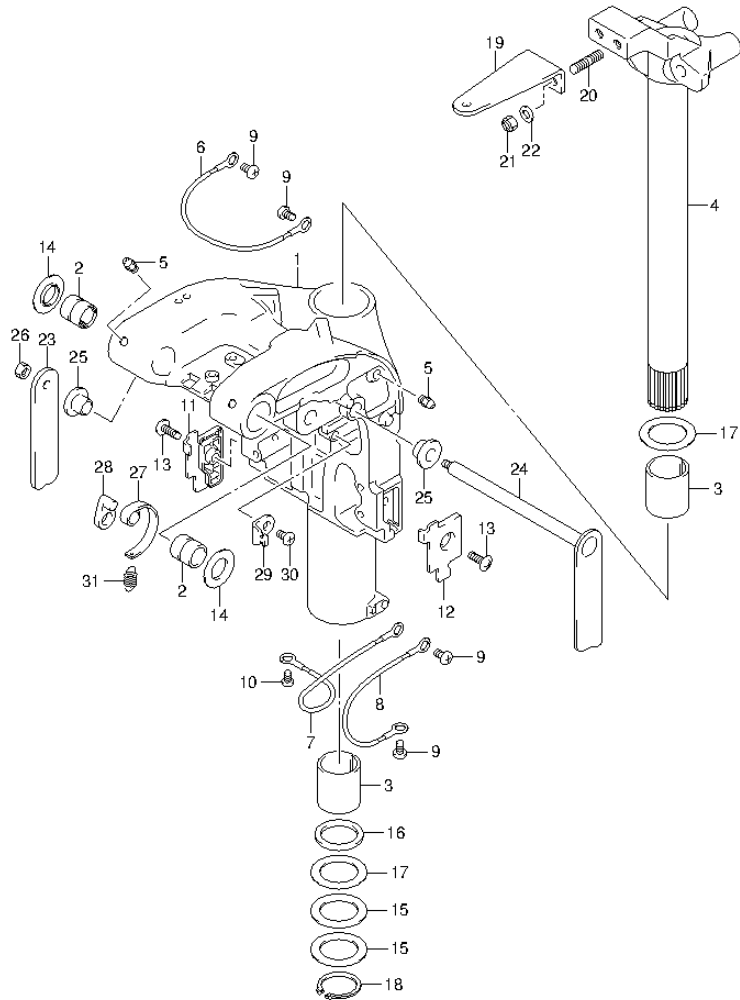
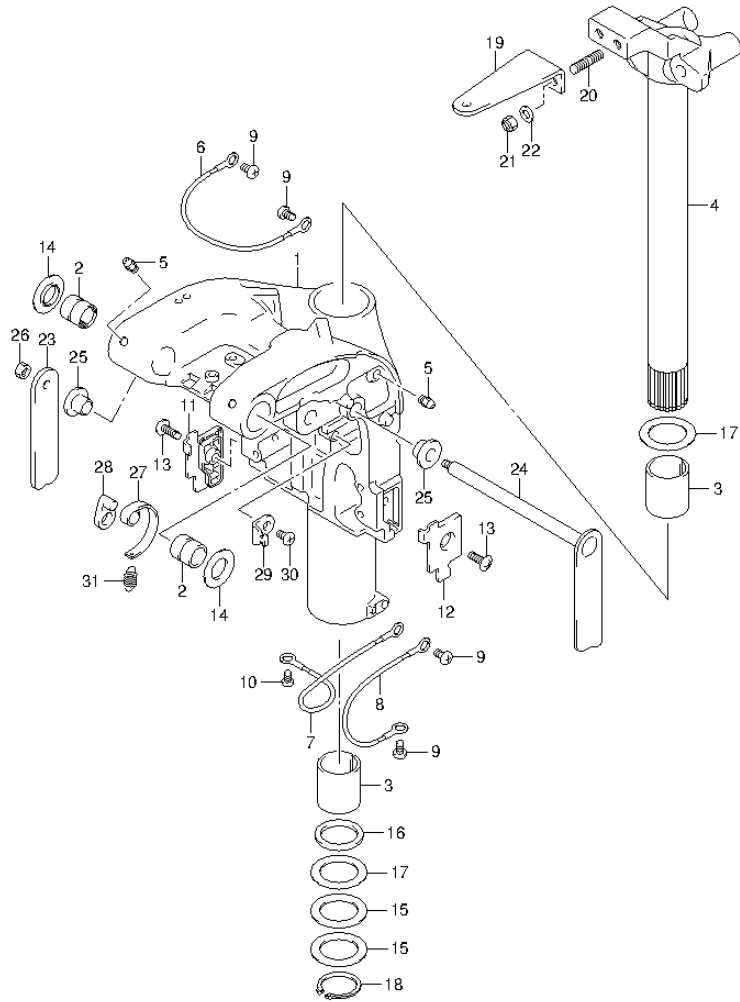


FIG.161 (2-C-9) SWIVEL BRACKET (DF60A E1)

REF NO.	PART NO.	DESCRIPTION	Q'TY	REMARKS
1-1	43111-88L50-0EP	BRACKET, SWIVEL (S) (BLACK)	1	W/TRANSOM(S)
1-2	43111-88L40-0EP	BRACKET, SWIVEL (L,X) (BLACK)	1	W/TRANSOM(L)
1-3	43111-88L40-0EP	BRACKET, SWIVEL (L,X) (BLACK)	1	W/TRANSOM(X)
1-4	43111-88L40-Y5S	BRACKET, SWIVEL (L) (WHITE)	1	W/TRANSOM(X)
2	43211-88L00	BUSH, SWIVEL BRACKET	2	
3	43711-97E00	BUSH, STEERING	2	
4-1	43750-88L30-0EP	BRACKET, STEERING (S) (BLACK)	1	W/TRANSOM(S)
4-2	43750-88L20-0EP	BRACKET, STEERING (L,X) (BLACK)	1	W/TRANSOM(L)
4-3	43750-88L20-0EP	BRACKET, STEERING (L,X) (BLACK)	1	W/TRANSOM(X)
4-4	43750-88L20-Y5S	BRACKET, STEERING (L) (WHITE)	1	W/TRANSOM(L)
5	22511-99011	NIPPLE, GREASE	4	
6	36894-87D00	LEAD (CLAMP TO SWIVEL)	1	
7	36895-87D01	LEAD (SWIVEL TO MOUNT BRKT)	1	
8	36895-87D01	LEAD (SWIVEL TO HOUSING)	1	
9	09125-06063	SCREW (6X10)	4	
10	09125-05050	SCREW (5X8)	1	
11	43119-88L00	PLATE, SWIVEL BRKT LWR STBD	1	
12	43119-88L10	PLATE, SWIVEL BRKT LWR PORT	1	
13	09125-06067	SCREW (6X16)	2	
14	43114-88L00	WASHER, SWIVEL TO CLAMP BRKT	2	
15	09160-39003	WASHER (39.5X58X0.3)	2	
16	09282-39001	OIL SEAL (39X51X5)	1	
17	09160-39002	WASHER (39.5X58X1)	2	
18	09380-38003	CIRCLIP	1	
19	43755-88L00-0EP	ATTACHMENT, STEERING BRKT (BLACK)	1	
20	09108-10161	STUD BOLT	2	
21	09159-10050	NUT	2	
22	09160-10141	WASHER (10.5X19X2)	2	

FIG.161

FIG.161 (2-C-10) SWIVEL BRACKET (DF60A E1)

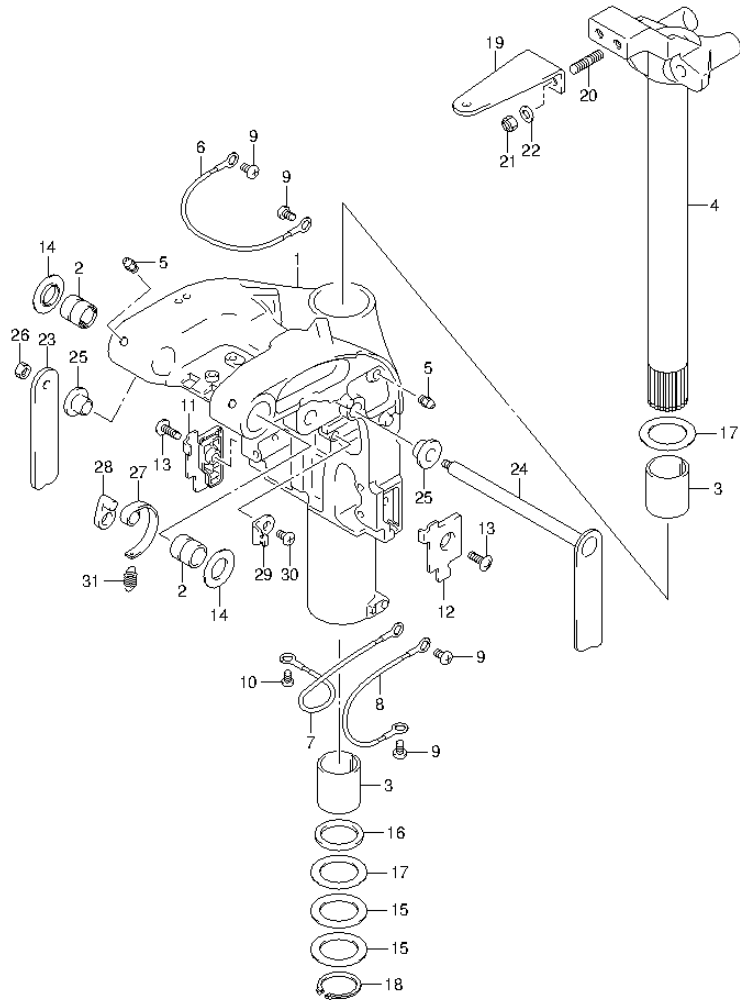


REF NO.	PART NO.	DESCRIPTION	Q'TY	REMARKS
23	41221-88L00	LEVER, TILT LOCK STBD	1	
24	41280-88L10	LEVER, TILT LOCK PORT	1	
25	41224-88L00	BUSH, TILT LOCK LEVER	2	
26	29141-93J00	NUT, TILT LOCK LEVER STBD	1	
27	41231-88L01	LINK, TILT LOCK LEVER	1	
28	41234-88L00	ARM, TILT LOCK LINK	1	
29	45731-96312	BRACKET, SPRING	1	
30	09125-06063	SCREW (6X10)	1	
31	09443-10043	SPRING	1	



FIG.162

FIG.162 (2-C-11) SWIVEL BRACKET (DF60A E40)



REF NO.	PART NO.	DESCRIPTION	Q'TY	REMARKS
1-1	43111-88L40-0EP	BRACKET, SWIVEL (L) (BLACK)	1	W/TRANSOM(L)
1-2	43111-88L40-0EP	BRACKET, SWIVEL (L) (BLACK)	1	W/TRANSOM(X)
2	43211-88L00	BUSH, SWIVEL BRACKET	2	
3	43711-97E00	BUSH, STEERING	2	
4-1	43750-88L20-0EP	BRACKET, STEERING (L) (BLACK)	1	W/TRANSOM(L)
4-2	43750-88L20-0EP	BRACKET, STEERING (L) (BLACK)	1	W/TRANSOM(X)
5	22511-99011	NIPPLE, GREASE	4	
6	36894-87D00	LEAD (CLAMP TO SWIVEL)	1	
7	36895-87D01	LEAD (SWIVEL TO MOUNT BRKLT)	1	
8	36895-87D01	LEAD (SWIVEL TO HOUSING)	1	
9	09125-06063	SCREW (6X10)	4	
10	09125-05050	SCREW (5X8)	1	
11	43119-88L00	PLATE, SWIVEL BRKT LWR STBD	1	
12	43119-88L10	PLATE, SWIVEL BRKT LWR PORT	1	
13	09125-06067	SCREW (6X16)	2	
14	43114-88L00	WASHER, SWIVEL TO CLAMP BRKT	2	
15	09160-39003	WASHER (39.5X58X0.3)	2	
16	09282-39001	OIL SEAL (39X51X5)	1	
17	09160-39002	WASHER (39.5X58X1)	2	
18	09380-38003	CIRCLIP	1	
19	43755-88L00-0EP	ATTACHMENT, STEERING BRKT (BLACK)	1	
20	09108-10161	STUD BOLT	2	
21	09159-10050	NUT	2	
22	09160-10141	WASHER (10.5X19X2)	2	
23	41221-88L00	LEVER, TILT LOCK STBD	1	
24	41280-88L10	LEVER, TILT LOCK PORT	1	
25	41224-88L00	BUSH, TILT LOCK LEVER	2	
26	29141-93J00	NUT, TILT LOCK LEVER STBD	1	
27	41231-88L01	LINK, TILT LOCK LEVER	1	
28	41234-88L00	ARM, TILT LOCK LINK	1	
29	45731-96312	BRACKET, SPRING	1	
30	09125-06063	SCREW (6X10)	1	
31	09443-10043	SPRING	1	

FIG.163

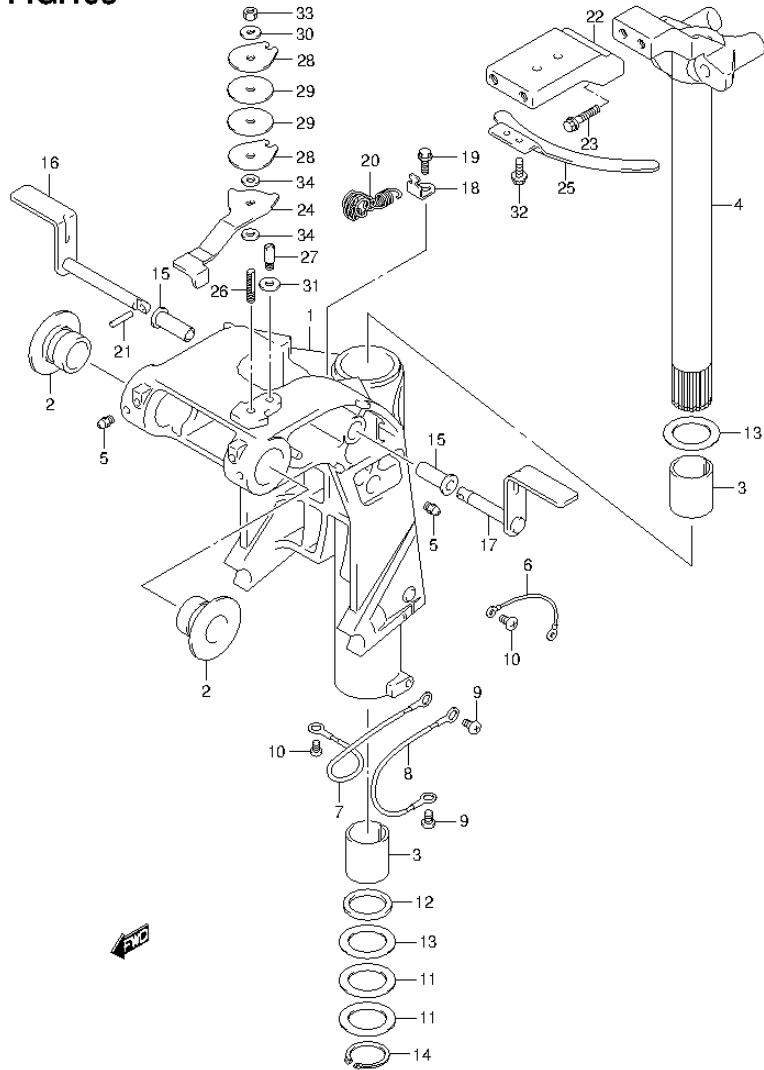


FIG.163 (2-C-12) SWIVEL BRACKET (DF60AQH E1)

REF NO.	PART NO.	DESCRIPTION	Q'TY	REMARKS
1-1	43111-88L20-0EP	BRACKET, SWIVEL (L,X) (BLACK)	1	W/TRANSOM(L) UP TO VIN.212189
1-2	43111-88L20-0EP	BRACKET, SWIVEL (L,X) (BLACK)	1	W/TRANSOM(X) UP TO VIN.212189
1-3	43111-88L21-0EP	BRACKET, SWIVEL (L,X) (BLACK)	1	W/TRANSOM(L) FROM VIN.212190
1-4	43111-88L21-0EP	BRACKET, SWIVEL (L,X) (BLACK)	1	W/TRANSOM(X) FROM VIN.212190
2	43211-87J00	BUSH, SWIVEL BRACKET	2	
3	43711-89J10	BUSH, STEERING	2	
4-1	43750-88L20-0EP	BRACKET, STEERING (L) (BLACK)	1	W/TRANSOM(L)
4-2	43750-88L20-0EP	BRACKET, STEERING (L) (BLACK)	1	W/TRANSOM(X)
5	22511-99011	NIPPLE, GREASE	3	
6	36894-95201	LEAD (CLAMP TO SWIVEL)	1	
7	36895-87D01	LEAD (SWIVEL TO MOUNT BRKT)	1	
8	36895-87D01	LEAD (SWIVEL TO HOUSING)	1	
9	09125-06063	SCREW (6X10)	2	
10	29125-93J10	SCREW, LEAD (5X8)	3	
11	09160-39003	WASHER (39.5X58X0.3)	2	
12	09282-39001	OIL SEAL (39X51X5)	1	
13	09160-39002	WASHER (39.5X58X1)	2	
14	09380-38003	CIRCLIP	1	
15	41226-97E00	BUSH, TILT LOCK LEVER	2	
16	41270-89J10	LEVER, TILT LOCK STBD	1	
17	41280-89J04	LEVER, TILT LOCK PORT	1	
18	45731-96312	BRACKET, SPRING	1	
19	09116-06094	BOLT (6X15)	1	
20	41230-97E10	SPRING, TILT LOCK	1	
21	09205-03012	SPRING	1	
22	43755-87L12-0EP	EXTENSION, STRG BRKT (BLACK)	1	
23	09116-10150	BOLT (10X55)	2	

FIG.163

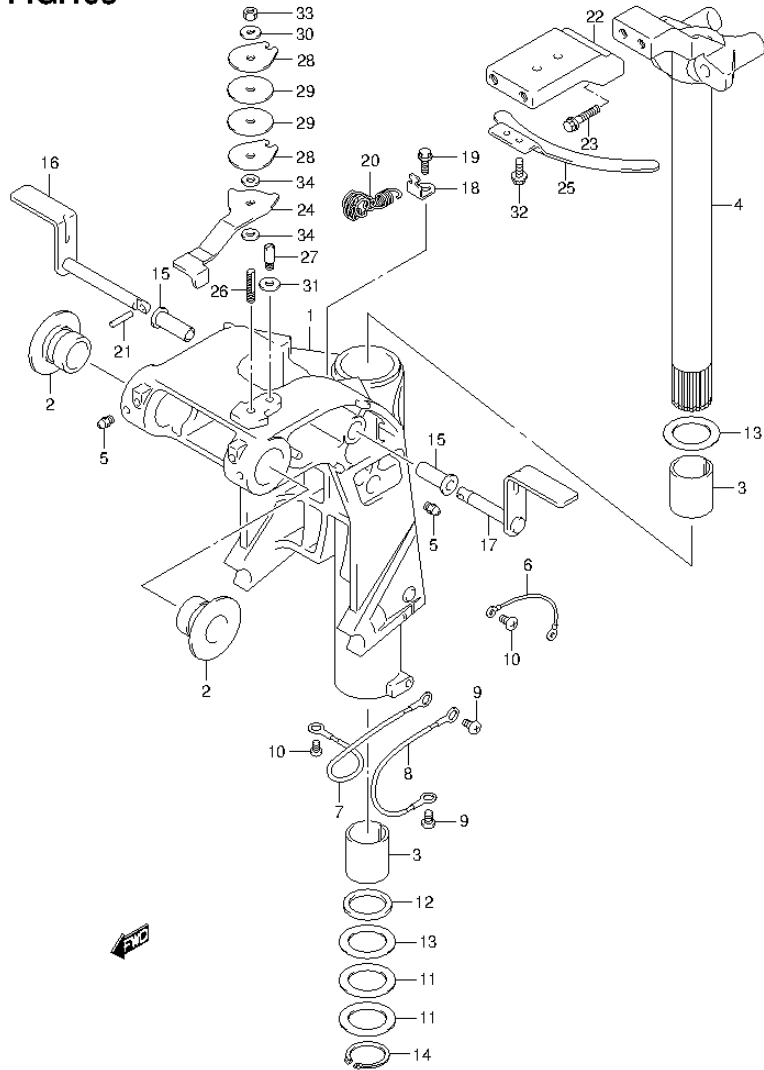


FIG.163 (2-C-13) SWIVEL BRACKET (DF60AQH E1)

REF NO.	PART NO.	DESCRIPTION	Q'TY	REMARKS
24	43411-88L00	ADJUSTER, STEERING	1	
25	43415-88L00	PLATE, STEERING ADJUSTER	1	
26	43512-88L00	SHAFT, STRG ADJ THREAD	1	
27	43513-88L00	BOLT, STEERING ADJUSTER	1	
28	43514-88L00	PLATE, STRG ADJ FRICTION	2	
29	43515-88L00	WASHER, STRG ADJ FRICTION	2	
		PLATE		
30	43516-88L00	WASHER, STRG ADJ FRICTION	1	
31	43517-88L00	SPACER, STEERING ADJUSTER	1	
32	09116-06094	BOLT (6X15)	2	
33	09159-08059	NUT	1	
34	09161-08011	WASHER (8.2X18X1.2)	2	
35	22511-99011	NIPPLE, GREASE	1	FROM VIN.212190 NOT ILLUSTRATED

FIG.164

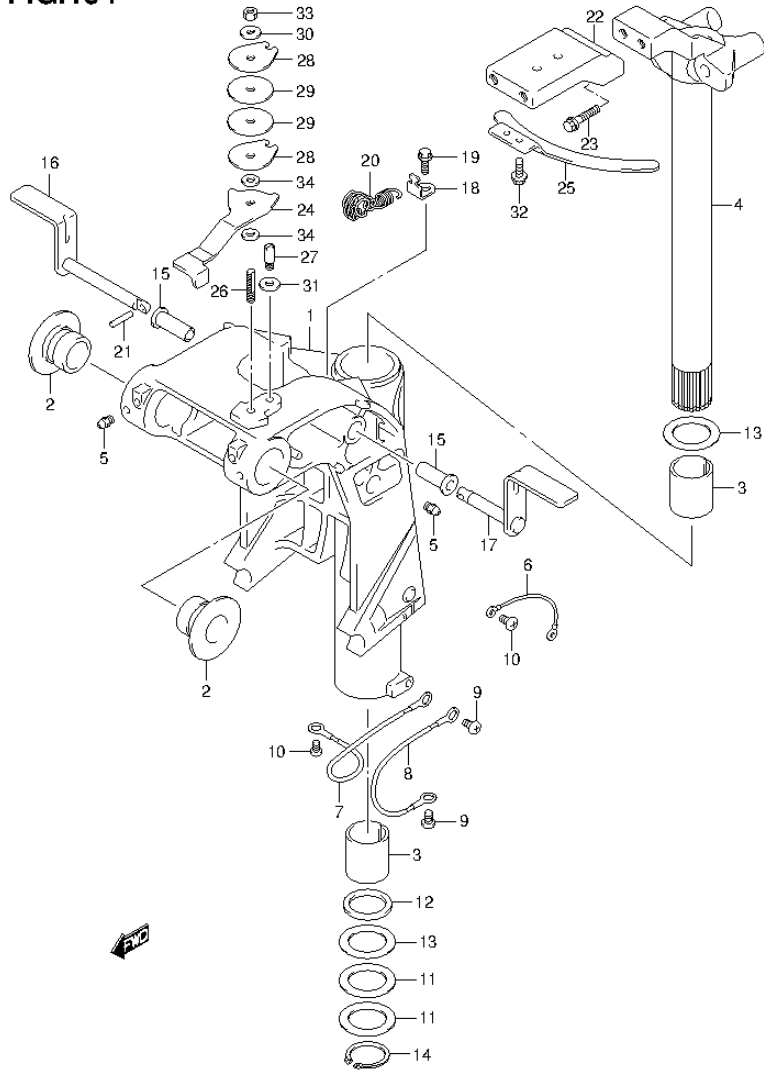


FIG.164 (2-C-14) SWIVEL BRACKET (DF60AQH E40)

REF NO.	PART NO.	DESCRIPTION	Q'TY	REMARKS
1-1	43111-88L20-0EP	BRACKET, SWIVEL (L,X) (BLACK)	1	W/TRANSOM(L) UP TO VIN.212189
1-2	43111-88L20-0EP	BRACKET, SWIVEL (L,X) (BLACK)	1	W/TRANSOM(X) UP TO VIN.212189
1-3	43111-88L21-0EP	BRACKET, SWIVEL (L,X) (BLACK)	1	W/TRANSOM(L) FROM VIN.212190
1-4	43111-88L21-0EP	BRACKET, SWIVEL (L,X) (BLACK)	1	W/TRANSOM(X) FROM VIN.212190
2	43211-87J00	BUSH, SWIVEL BRACKET	2	
3	43711-89J10	BUSH, STEERING	2	
4-1	43750-88L20-0EP	BRACKET, STEERING (L) (BLACK)	1	W/TRANSOM(L)
4-2	43750-88L20-0EP	BRACKET, STEERING (L) (BLACK)	1	W/TRANSOM(X)
5	22511-99011	NIPPLE, GREASE	3	
6	36894-95201	LEAD (CLAMP TO SWIVEL)	1	
7	36895-87D01	LEAD (SWIVEL TO MOUNT BRKT)	1	
8	36895-87D01	LEAD (SWIVEL TO HOUSING)	1	
9	09125-06063	SCREW (6X10)	2	
10	29125-93J10	SCREW, LEAD (5X8)	3	
11	09160-39003	WASHER (39.5X58X0.3)	2	
12	09282-39001	OIL SEAL (39X51X5)	1	
13	09160-39002	WASHER (39.5X58X1)	2	
14	09380-38003	CIRCLIP	1	
15	41226-97E00	BUSH, TILT LOCK LEVER	2	
16	41270-89J10	LEVER, TILT LOCK STBD	1	
17	41280-89J04	LEVER, TILT LOCK PORT	1	
18	45731-96312	BRACKET, SPRING	1	
19	09116-06094	BOLT (6X15)	1	
20	41230-97E10	SPRING, TILT LOCK	1	
21	09205-03012	SPRING	1	
22	43755-87L12-0EP	EXTENSION, STRG BRKT (BLACK)	1	
23	09116-10150	BOLT (10X55)	2	

FIG.164

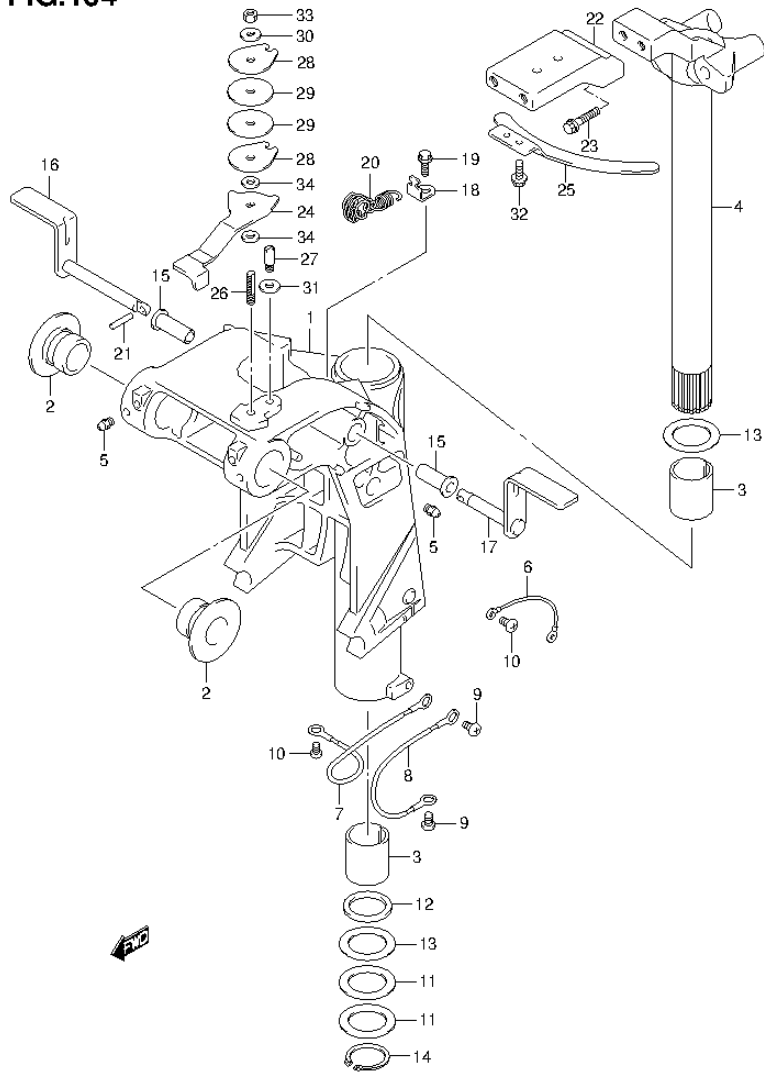
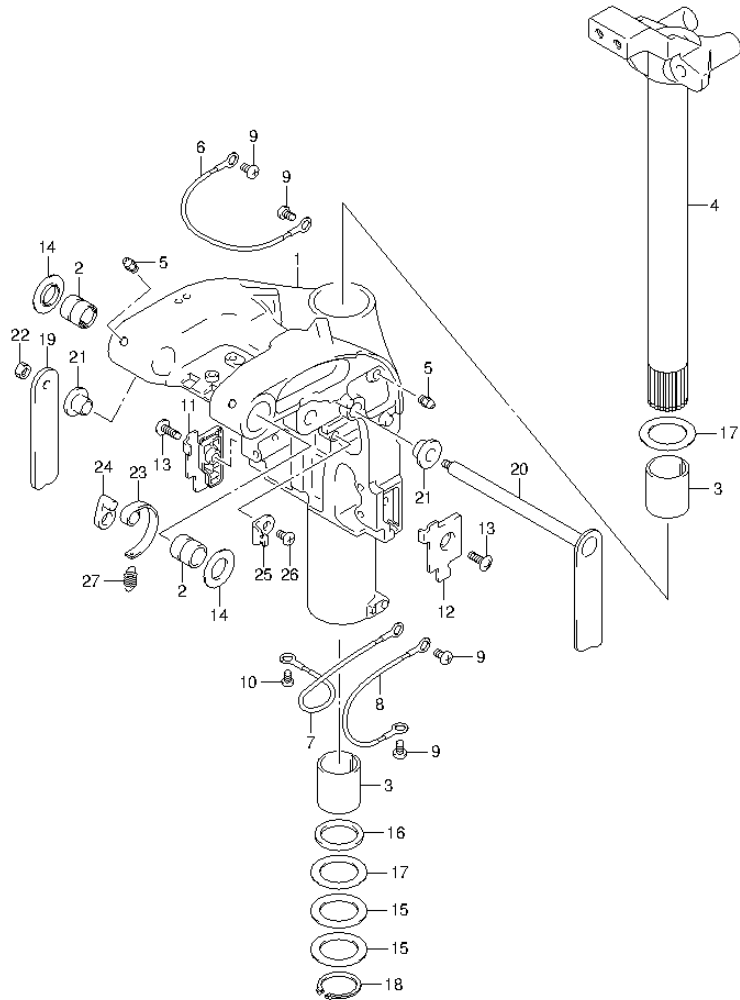


FIG.164 (2-C-15) SWIVEL BRACKET (DF60AQH E40)

REF NO.	PART NO.	DESCRIPTION	Q'TY	REMARKS
24	43411-88L00	ADJUSTER, STEERING	1	
25	43415-88L00	PLATE, STEERING ADJUSTER	1	
26	43512-88L00	SHAFT, STRG ADJ THREAD	1	
27	43513-88L00	BOLT, STEERING ADJUSTER	1	
28	43514-88L00	PLATE, STRG ADJ FRICTION	2	
29	43515-88L00	WASHER, STRG ADJ FRICTION	2	
		PLATE		
30	43516-88L00	WASHER, STRG ADJ FRICTION	1	
31	43517-88L00	SPACER, STEERING ADJUSTER	1	
32	09116-06094	BOLT (6X15)	2	
33	09159-08059	NUT	1	
34	09161-08011	WASHER (8.2X18X1.2)	2	
35	22511-99011	NIPPLE, GREASE	1	FROM VIN.212190 NOT ILLUSTRATED

FIG.165

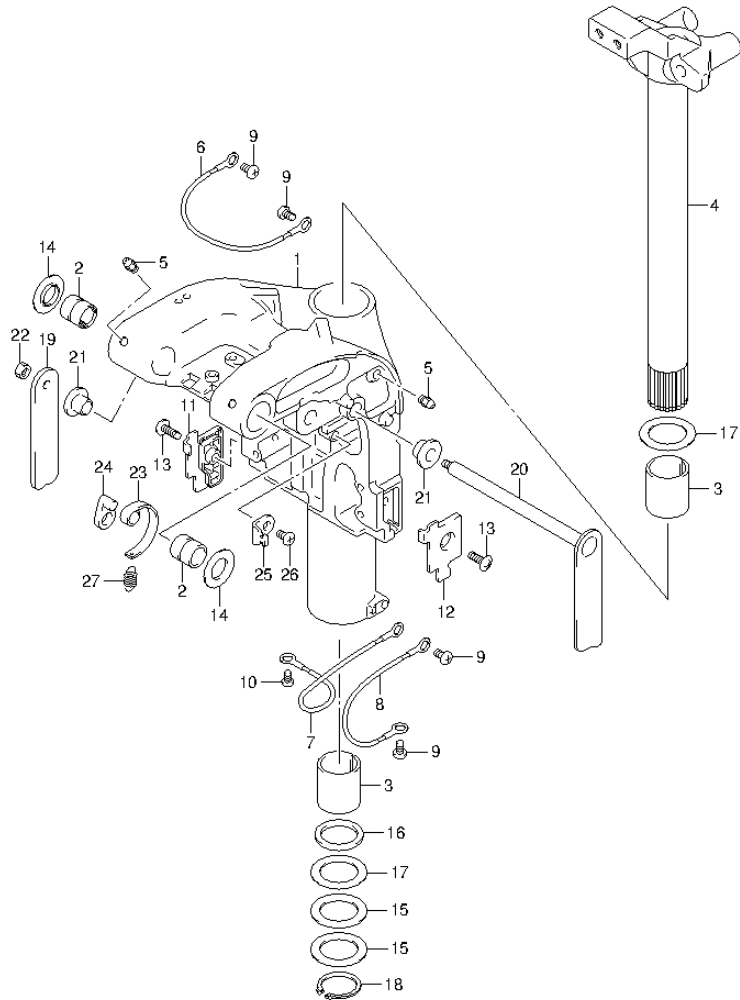
FIG.165 (2-D-2) SWIVEL BRACKET (DF60ATH E1)



REF NO.	PART NO.	DESCRIPTION	Q'TY	REMARKS
1-1	43111-88L40-0EP	BRACKET, SWIVEL (L) (BLACK)	1	W/TRANSOM(L)
1-2	43111-88L40-0EP	BRACKET, SWIVEL (L) (BLACK)	1	W/TRANSOM(X)
2	43211-88L00	BUSH, SWIVEL BRACKET	2	
3	43711-97E00	BUSH, STEERING	2	
4-1	43750-88L20-0EP	BRACKET, STEERING (L) (BLACK)	1	W/TRANSOM(L)
4-2	43750-88L20-0EP	BRACKET, STEERING (L) (BLACK)	1	W/TRANSOM(X)
5	22511-99011	NIPPLE, GREASE	4	
6	36894-87D00	LEAD (CLAMP TO SWIVEL)	1	
7	36895-87D01	LEAD (SWIVEL TO MOUNT BRKLT)	1	
8	36895-87D01	LEAD (SWIVEL TO HOUSING)	1	
9	09125-06063	SCREW (6X10)	4	
10	09125-05050	SCREW (5X8)	1	
11	43119-88L00	PLATE, SWIVEL BRKLT LWR STBD	1	
12	43119-88L10	PLATE, SWIVEL BRKLT LWR PORT	1	
13	09125-06067	SCREW (6X16)	2	
14	43114-88L00	WASHER, SWIVEL TO CLAMP BRKLT	2	
15	09160-39003	WASHER (39.5X58X0.3)	2	
16	09282-39001	OIL SEAL (39X51X5)	1	
17	09160-39002	WASHER (39.5X58X1)	2	
18	09380-38003	CIRCLIP	1	
19	41221-88L00	LEVER, TILT LOCK STBD	1	
20	41280-88L10	LEVER, TILT LOCK PORT	1	
21	41224-88L00	BUSH, TILT LOCK LEVER	2	
22	29141-93J00	NUT, TILT LOCK LEVER STBD	1	
23	41231-88L01	LINK, TILT LOCK LEVER	1	
24	41234-88L00	ARM, TILT LOCK LINK	1	
25	45731-96312	BRACKET, SPRING	1	
26	09125-06063	SCREW (6X10)	1	
27	09443-10043	SPRING	1	

FIG.166

FIG.166 (2-D-3) SWIVEL BRACKET (DF60ATH E40)



REF NO.	PART NO.	DESCRIPTION	Q'TY	REMARKS
1-1	43111-88L40-0EP	BRACKET, SWIVEL (L) (BLACK)	1	W/TRANSOM(L)
1-2	43111-88L40-0EP	BRACKET, SWIVEL (L) (BLACK)	1	W/TRANSOM(X)
2	43211-88L00	BUSH, SWIVEL BRACKET	2	
3	43711-97E00	BUSH, STEERING	2	
4-1	43750-88L20-0EP	BRACKET, STEERING (L) (BLACK)	1	W/TRANSOM(L)
4-2	43750-88L20-0EP	BRACKET, STEERING (L) (BLACK)	1	W/TRANSOM(X)
5	22511-99011	NIPPLE, GREASE	4	
6	36894-87D00	LEAD (CLAMP TO SWIVEL)	1	
7	36895-87D01	LEAD (SWIVEL TO MOUNT BRKLT)	1	
8	36895-87D01	LEAD (SWIVEL TO HOUSING)	1	
9	09125-06063	SCREW (6X10)	4	
10	09125-05050	SCREW (5X8)	1	
11	43119-88L00	PLATE, SWIVEL BRKT LWR STBD	1	
12	43119-88L10	PLATE, SWIVEL BRKT LWR PORT	1	
13	09125-06067	SCREW (6X16)	2	
14	43114-88L00	WASHER, SWIVEL TO CLAMP BRKT	2	
15	09160-39003	WASHER (39.5X58X0.3)	2	
16	09282-39001	OIL SEAL (39X51X5)	1	
17	09160-39002	WASHER (39.5X58X1)	2	
18	09380-38003	CIRCLIP	1	
19	41221-88L00	LEVER, TILT LOCK STBD	1	
20	41280-88L10	LEVER, TILT LOCK PORT	1	
21	41224-88L00	BUSH, TILT LOCK LEVER	2	
22	29141-93J00	NUT, TILT LOCK LEVER STBD	1	
23	41231-88L01	LINK, TILT LOCK LEVER	1	
24	41234-88L00	ARM, TILT LOCK LINK	1	
25	45731-96312	BRACKET, SPRING	1	
26	09125-06063	SCREW (6X10)	1	
27	09443-10043	SPRING	1	

FIG.167

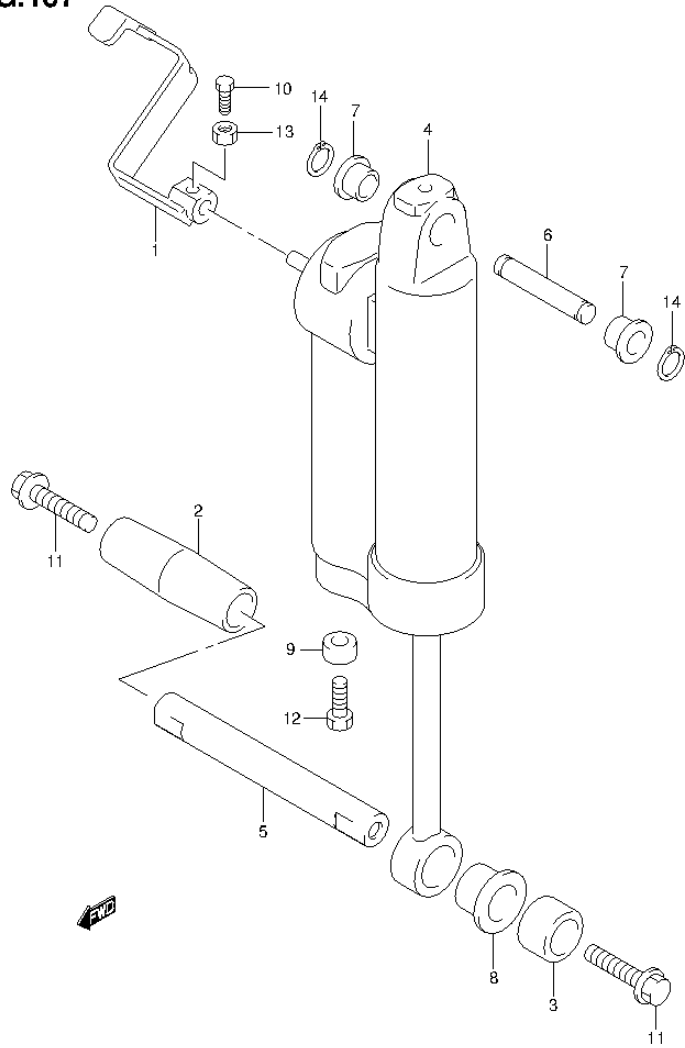


FIG.167 (2-D-4) GAS CYLINDER (DF40AQH E1)

REF NO.	PART NO.	DESCRIPTION	Q'TY	REMARKS
1	45260-89J00	LEVER, RELEASE	1	
2	47225-89J00	COLLAR, TILT CYL LOWER STBD	1	
3	47226-89J00	COLLAR, TILT CYL LOWER PORT	1	
4	47400-87J32	CYLINDER ASSY, GAS	1	
5	48121-89J10	SHAFT, TILT CYLINDER LOWER	1	
6	48321-89J11	SHAFT, TILT CYLINDER UPPER	1	
7	48325-89J00	BUSH, TILT CYLINDER UPPER	2	
8	48326-89J00	BUSH, TILT CYLINDER LOWER	1	
9	55321-87J00	ANODE, PROTECTION	1	
10	09100-06113	BOLT (6X16)	1	
11	09116-10174	BOLT (10X35)	2	
12	09103-06281	BOLT (6X14)	1	
13	09140-06020	NUT	1	
14	09380-12002	SNAP RING	2	

FIG.168

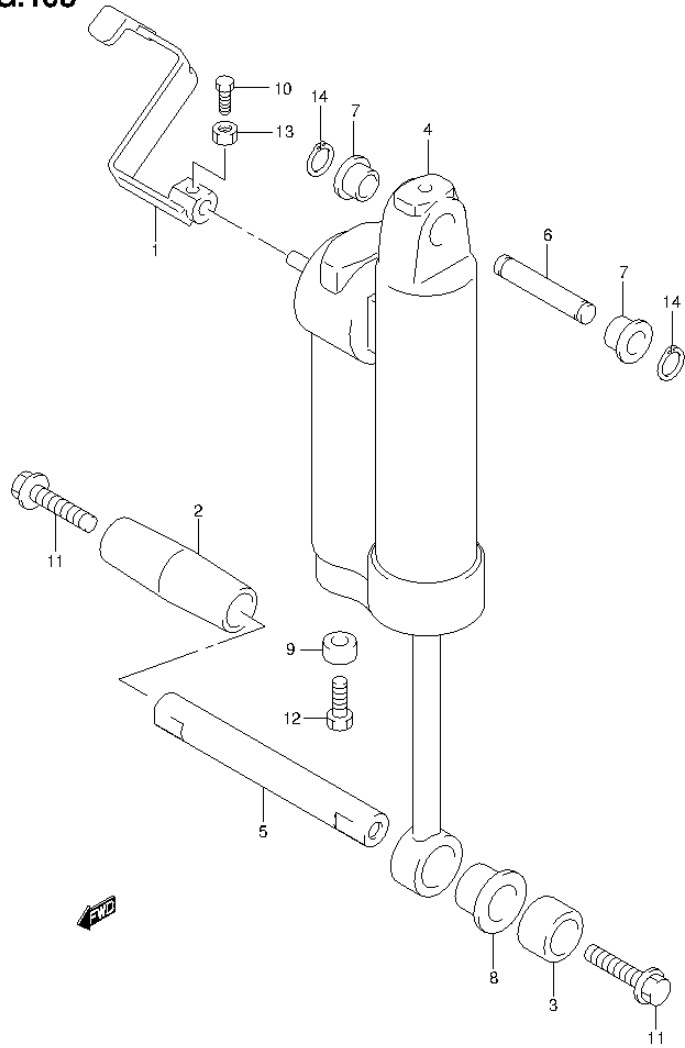


FIG.168 (2-D-5) GAS CYLINDER (DF60AQH E1)

REF NO.	PART NO.	DESCRIPTION	Q'TY	REMARKS
1	45260-89J00	LEVER, RELEASE	1	
2	47225-89J00	COLLAR, TILT CYL LOWER STBD	1	
3	47226-89J00	COLLAR, TILT CYL LOWER PORT	1	
4	47400-87J32	CYLINDER ASSY, GAS	1	
5	48121-89J10	SHAFT, TILT CYLINDER LOWER	1	
6	48321-89J11	SHAFT, TILT CYLINDER UPPER	1	
7	48325-89J00	BUSH, TILT CYLINDER UPPER	2	
8	48326-89J00	BUSH, TILT CYLINDER LOWER	1	
9	55321-87J00	ANODE, PROTECTION	1	
10	09100-06113	BOLT (6X16)	1	
11	09116-10174	BOLT (10X35)	2	
12	09103-06281	BOLT (6X14)	1	
13	09140-06020	NUT	1	
14	09380-12002	SNAP RING	2	

FIG.169

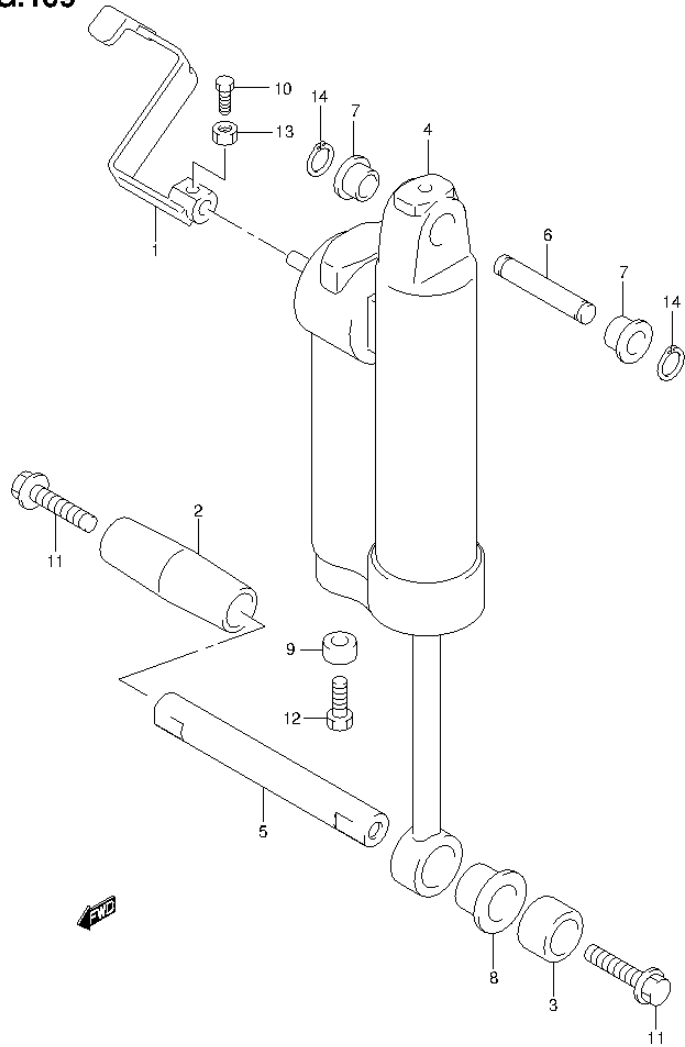


FIG.169 (2-D-6) GAS CYLINDER (DF60AQH E40)

REF NO.	PART NO.	DESCRIPTION	Q'TY	REMARKS
1	45260-89J00	LEVER, RELEASE	1	
2	47225-89J00	COLLAR, TILT CYL LOWER STBD	1	
3	47226-89J00	COLLAR, TILT CYL LOWER PORT	1	
4	47400-87J32	CYLINDER ASSY, GAS	1	
5	48121-89J10	SHAFT, TILT CYLINDER LOWER	1	
6	48321-89J11	SHAFT, TILT CYLINDER UPPER	1	
7	48325-89J00	BUSH, TILT CYLINDER UPPER	2	
8	48326-89J00	BUSH, TILT CYLINDER LOWER	1	
9	55321-87J00	ANODE, PROTECTION	1	
10	09100-06113	BOLT (6X16)	1	
11	09116-10174	BOLT (10X35)	2	
12	09103-06281	BOLT (6X14)	1	
13	09140-06020	NUT	1	
14	09380-12002	SNAP RING	2	

FIG.170

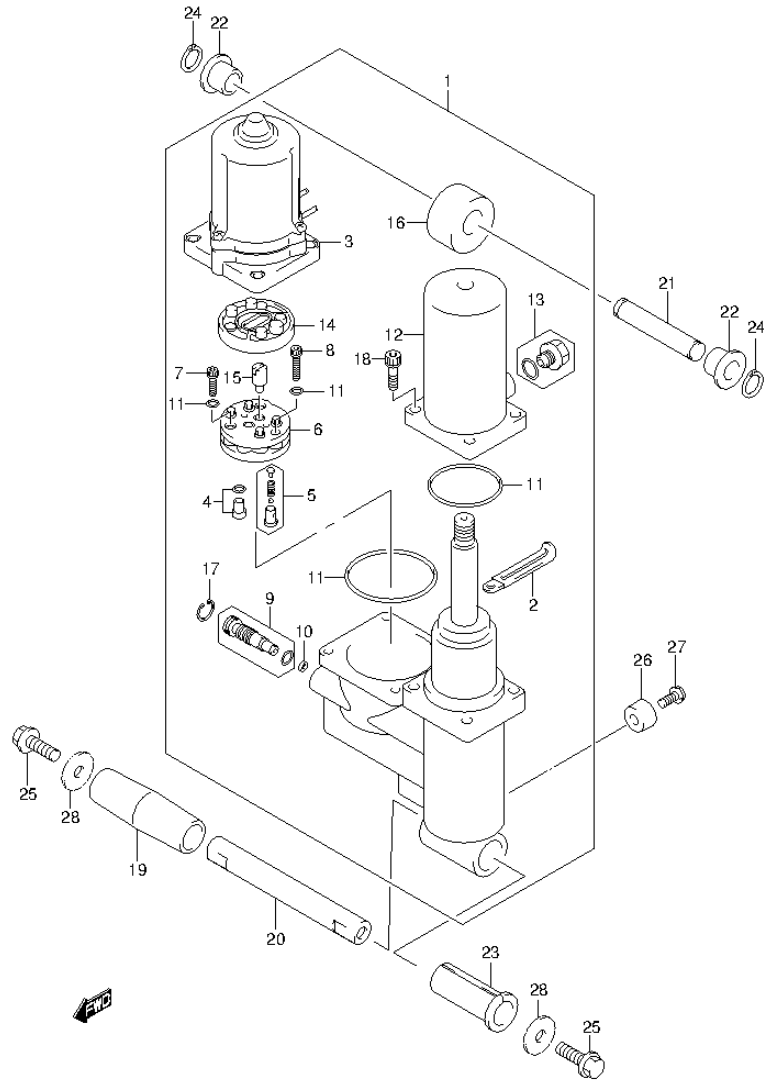


FIG.170 (2-D-7) TRIM CYLINDER (DF40A E1)

REF NO.	PART NO.	DESCRIPTION	Q'TY	REMARKS
1	48000-88L15	TRIM ASSY, POWER WITH TILT	1	
2	29404-93J10	.CLAMP	1	
3	38100-88L11	.MOTOR ASSY, PTT	1	
4	48320-87J10	.VALVE, UP PRESSURE	1	
5	48330-87J10	.VALVE, DOWN PRESSURE	1	
6	48510-97E00	.PUMP ASSY, GEAR	1	
7	48541-87J10	.BOLT	2	
8	48541-87J20	.BOLT	1	
9	48551-88L00	.VALVE, MANUAL	1	
10	48553-97E00	.SEAL WASHER	1	
11	48557-87J10	.O RING SET	1	
12	48571-88L00	.TANK, RESERVOIR	1	
13	48572-87J10	.PLUG	1	
14	48582-97E01	.FILTER	1	
15	48583-87J10	.JOINT, DRIVE	1	
16	48611-88L00	.JOINT, METAL	1	
17	48681-87J11	.CIRCLIP	1	
18	48862-87J20	.BOLT, TANK	4	
19	47225-87J00	COLLAR, TILT CYLINDER LOWER	1	
20	48121-89J10	SHAFT, TILT CYL LOWER	1	
21	48321-89J11	SHAFT, TILT CYL UPPER	1	
22	48325-89J00	BUSH, TILT CYL UPPER	2	
23	48326-87J00	BUSH, TILT CYL LOWER	1	
24	09380-12002	SNAP RING	2	
25	09116-10174	BOLT (10X35)	2	
26	55321-87J00	ANODE, PROTECTION	1	
27	09103-06281	BOLT (6X14)	1	
28	09160-10139	WASHER (10.5X35X3)	2	

FIG.171

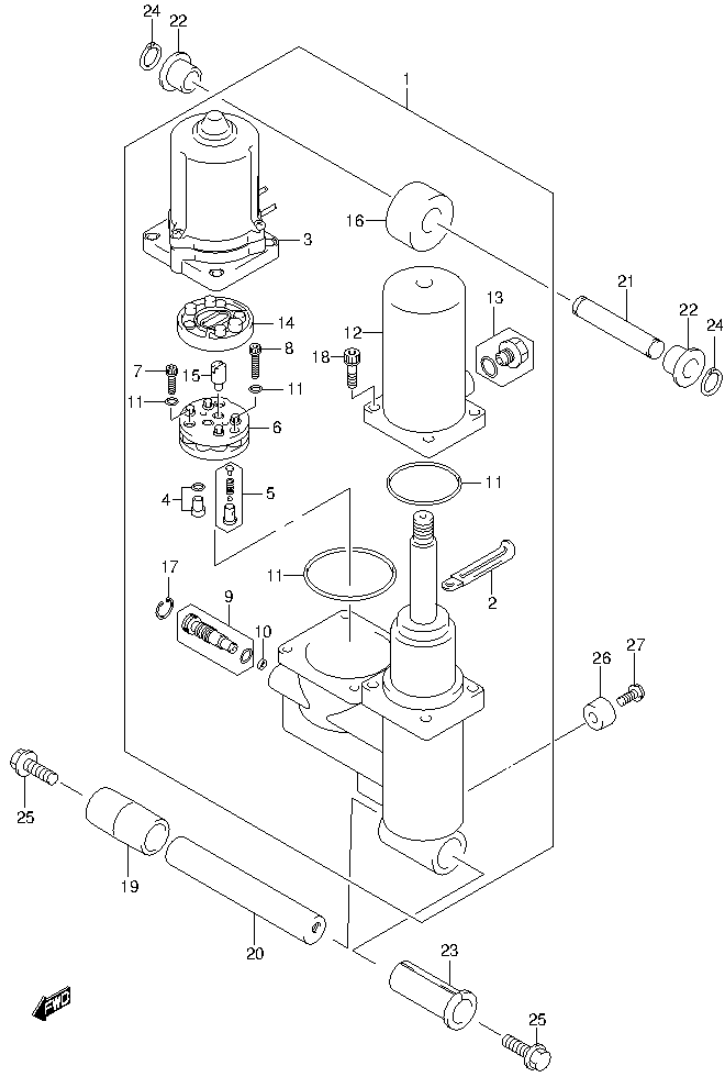


FIG.171 (2-D-8) TRIM CYLINDER (DF40AST E34)

REF NO.	PART NO.	DESCRIPTION	Q'TY	REMARKS
1	48000-88L15	TRIM ASSY, POWER WITH TILT	1	
2	29404-93J10	.CLAMP	1	
3	38100-88L11	.MOTOR ASSY, PTT	1	
4	48320-87J10	.VALVE, UP PRESSURE	1	
5	48330-87J10	.VALVE, DOWN PRESSURE	1	
6	48510-97E00	.PUMP ASSY, GEAR	1	
7	48541-87J10	.BOLT	2	
8	48541-87J20	.BOLT	1	
9	48551-88L00	.VALVE, MANUAL	1	
10	48553-97E00	.SEAL WASHER	1	
11	48557-87J10	.O RING SET	1	
12	48571-88L00	.TANK, RESERVOIR	1	
13	48572-87J10	.PLUG	1	
14	48582-97E01	.FILTER	1	
15	48583-87J10	.JOINT, DRIVE	1	
16	48611-88L00	.JOINT, METAL	1	
17	48681-87J11	.CIRCLIP	1	
18	48862-87J20	.BOLT, TANK	4	
19	47225-88L00	COLLAR, TILT CYLINDER LOWER	1	
20	48121-88L00	SHAFT, TILT CYL LOWER	1	
21	48321-89J11	SHAFT, TILT CYL UPPER	1	
22	48325-89J00	BUSH, TILT CYL UPPER	2	
23	48326-87J00	BUSH, TILT CYL LOWER	1	
24	09380-12002	SNAP RING	2	
25	09116-10174	BOLT (10X35)	2	
26	55321-87J00	ANODE, PROTECTION	1	
27	09103-06281	BOLT (6X14)	1	

FIG.172

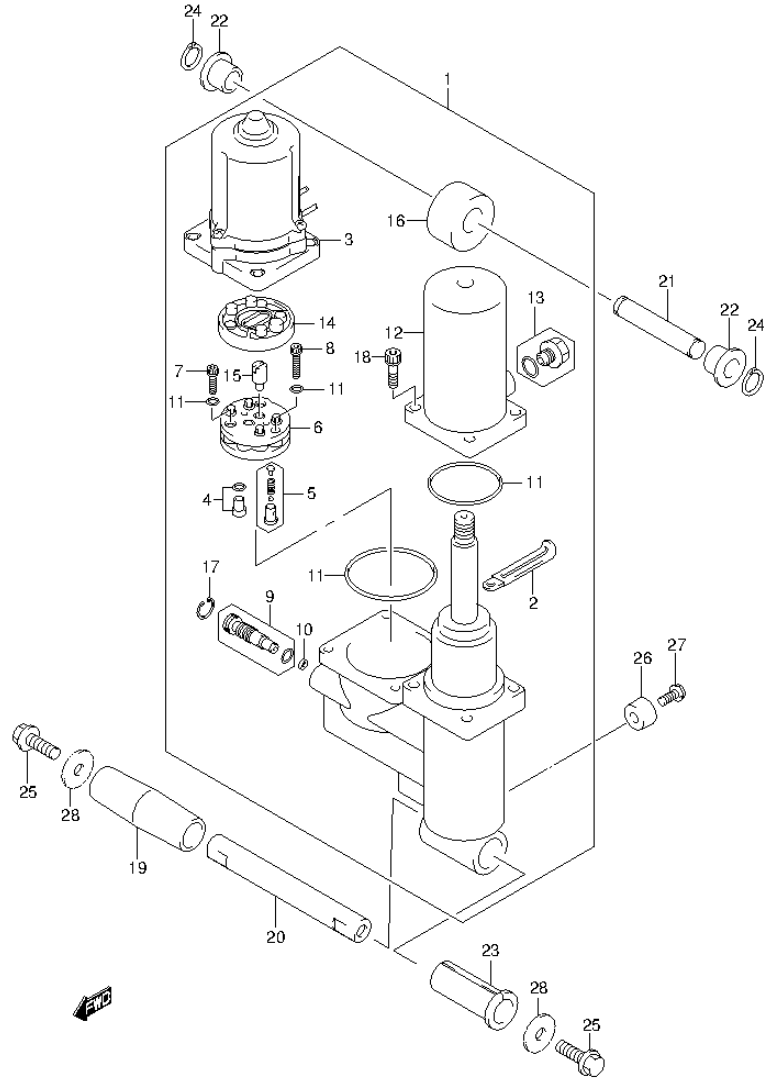


FIG.172 (2-D-9) TRIM CYLINDER (DF50A E1)

REF NO.	PART NO.	DESCRIPTION	Q'TY	REMARKS
1	48000-88L15	TRIM ASSY, POWER WITH TILT	1	
2	29404-93J10	.CLAMP	1	
3	38100-88L11	.MOTOR ASSY, PTT	1	
4	48320-87J10	.VALVE, UP PRESSURE	1	
5	48330-87J10	.VALVE, DOWN PRESSURE	1	
6	48510-97E00	.PUMP ASSY, GEAR	1	
7	48541-87J10	.BOLT	2	
8	48541-87J20	.BOLT	1	
9	48551-88L00	.VALVE, MANUAL	1	
10	48553-97E00	.SEAL WASHER	1	
11	48557-87J10	.O RING SET	1	
12	48571-88L00	.TANK, RESERVOIR	1	
13	48572-87J10	.PLUG	1	
14	48582-97E01	.FILTER	1	
15	48583-87J10	.JOINT, DRIVE	1	
16	48611-88L00	.JOINT, METAL	1	
17	48681-87J11	.CIRCLIP	1	
18	48862-87J20	.BOLT, TANK	4	
19	47225-87J00	COLLAR, TILT CYLINDER LOWER	1	
20	48121-89J10	SHAFT, TILT CYL LOWER	1	
21	48321-89J11	SHAFT, TILT CYL UPPER	1	
22	48325-89J00	BUSH, TILT CYL UPPER	2	
23	48326-87J00	BUSH, TILT CYL LOWER	1	
24	09380-12002	SNAP RING	2	
25	09116-10174	BOLT (10X35)	2	
26	55321-87J00	ANODE, PROTECTION	1	
27	09103-06281	BOLT (6X14)	1	
28	09160-10139	WASHER (10.5X35X3)	2	

FIG.173

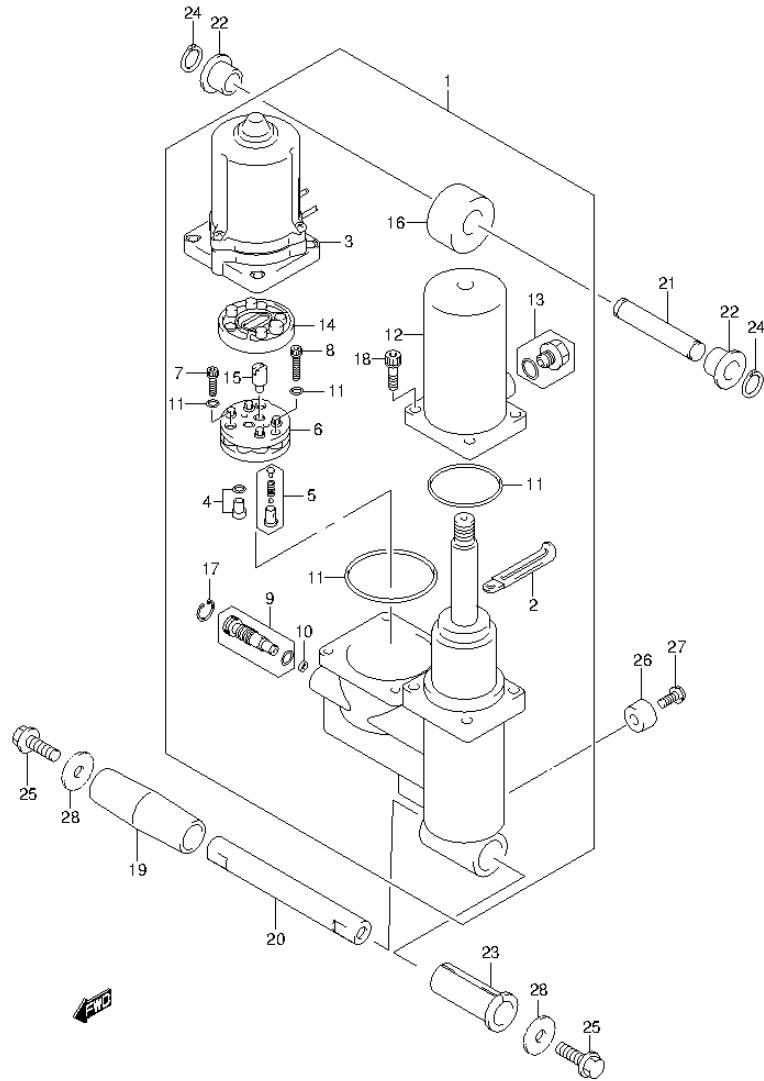


FIG.173 (2-D-10) TRIM CYLINDER (DF50ATH E1)

REF NO.	PART NO.	DESCRIPTION	Q'TY	REMARKS
1	48000-88L15	TRIM ASSY, POWER WITH TILT	1	
2	29404-93J10	.CLAMP	1	
3	38100-88L11	.MOTOR ASSY, PTT	1	
4	48320-87J10	.VALVE, UP PRESSURE	1	
5	48330-87J10	.VALVE, DOWN PRESSURE	1	
6	48510-97E00	.PUMP ASSY, GEAR	1	
7	48541-87J10	.BOLT	2	
8	48541-87J20	.BOLT	1	
9	48551-88L00	.VALVE, MANUAL	1	
10	48553-97E00	.SEAL WASHER	1	
11	48557-87J10	.O RING SET	1	
12	48571-88L00	.TANK, RESERVOIR	1	
13	48572-87J10	.PLUG	1	
14	48582-97E01	.FILTER	1	
15	48583-87J10	.JOINT, DRIVE	1	
16	48611-88L00	.JOINT, METAL	1	
17	48681-87J11	.CIRCLIP	1	
18	48862-87J20	.BOLT, TANK	4	
19	47225-87J00	COLLAR, TILT CYLINDER LOWER	1	
20	48121-89J10	SHAFT, TILT CYL LOWER	1	
21	48321-89J11	SHAFT, TILT CYL UPPER	1	
22	48325-89J00	BUSH, TILT CYL UPPER	2	
23	48326-87J00	BUSH, TILT CYL LOWER	1	
24	09380-12002	SNAP RING	2	
25	09116-10174	BOLT (10X35)	2	
26	55321-87J00	ANODE, PROTECTION	1	
27	09103-06281	BOLT (6X14)	1	
28	09160-10139	WASHER (10.5X35X3)	2	

FIG.174

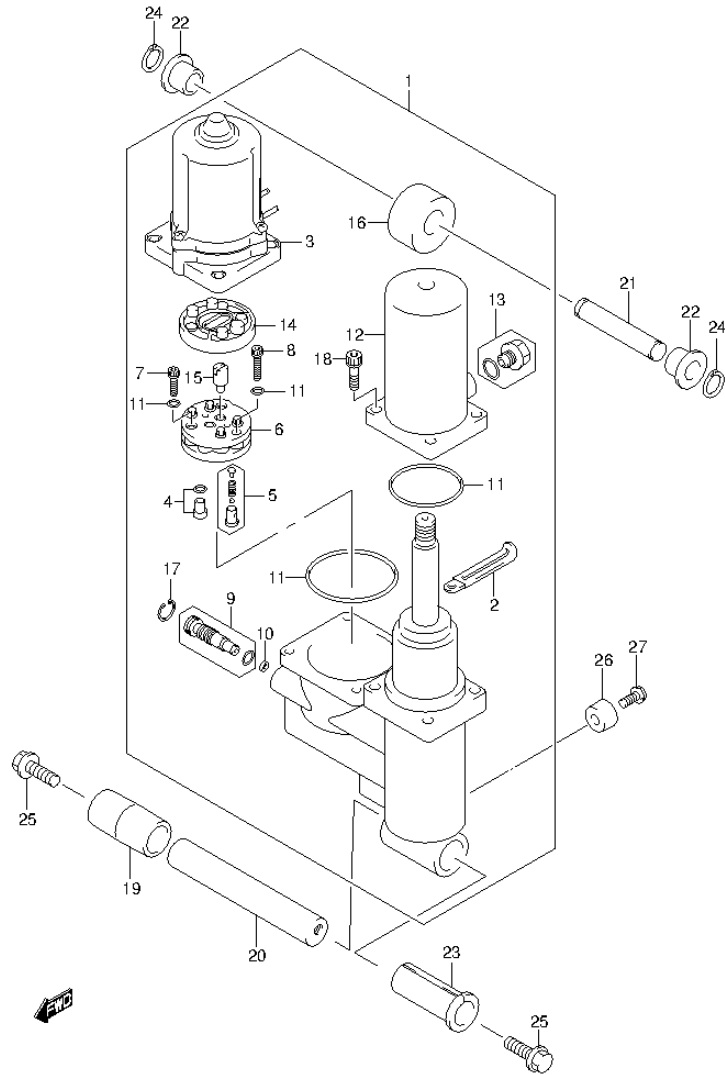


FIG.174 (2-D-11) TRIM CYLINDER (DF60A E1)

REF NO.	PART NO.	DESCRIPTION	Q'TY	REMARKS
1	48000-88L15	TRIM ASSY, POWER WITH TILT	1	
2	29404-93J10	.CLAMP	1	
3	38100-88L11	.MOTOR ASSY, PTT	1	
4	48320-87J10	.VALVE, UP PRESSURE	1	
5	48330-87J10	.VALVE, DOWN PRESSURE	1	
6	48510-97E00	.PUMP ASSY, GEAR	1	
7	48541-87J10	.BOLT	2	
8	48541-87J20	.BOLT	1	
9	48551-88L00	.VALVE, MANUAL	1	
10	48553-97E00	.SEAL WASHER	1	
11	48557-87J10	.O RING SET	1	
12	48571-88L00	.TANK, RESERVOIR	1	
13	48572-87J10	.PLUG	1	
14	48582-97E01	.FILTER	1	
15	48583-87J10	.JOINT, DRIVE	1	
16	48611-88L00	.JOINT, METAL	1	
17	48681-87J11	.CIRCLIP	1	
18	48862-87J20	.BOLT, TANK	4	
19	47225-88L00	COLLAR, TILT CYLINDER LOWER	1	
20	48121-88L00	SHAFT, TILT CYL LOWER	1	
21	48321-89J11	SHAFT, TILT CYL UPPER	1	
22	48325-89J00	BUSH, TILT CYL UPPER	2	
23	48326-87J00	BUSH, TILT CYL LOWER	1	
24	09380-12002	SNAP RING	2	
25	09116-10174	BOLT (10X35)	2	
26	55321-87J00	ANODE, PROTECTION	1	
27	09103-06281	BOLT (6X14)	1	

FIG.175

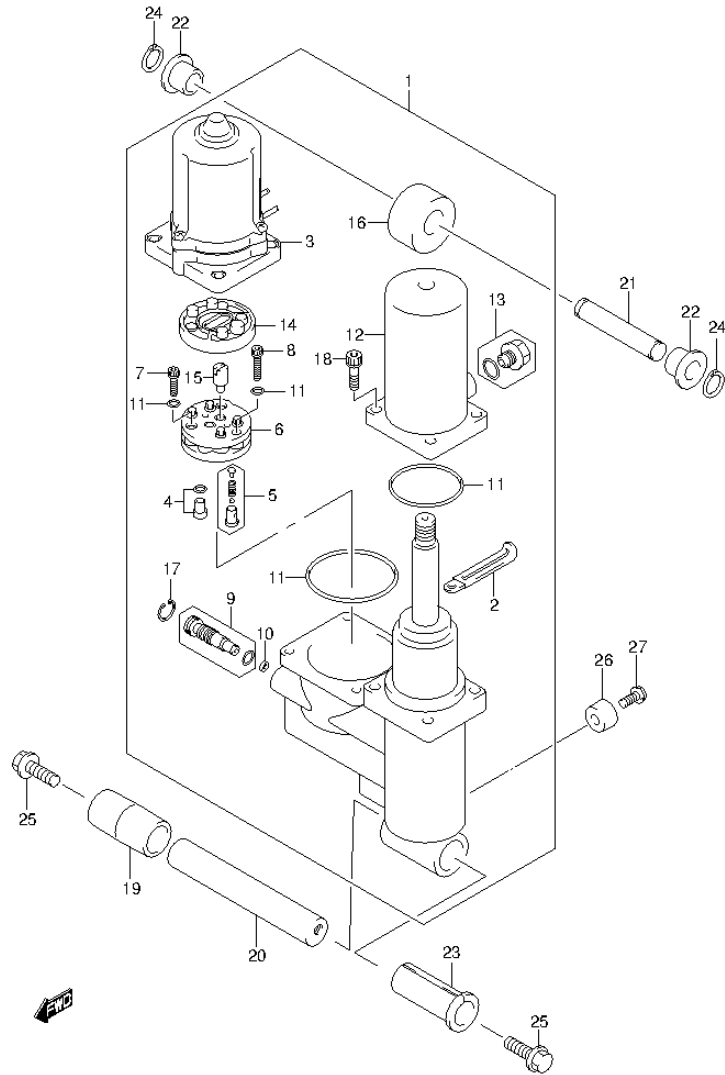


FIG.175 (2-D-12) TRIM CYLINDER (DF60A E40)

REF NO.	PART NO.	DESCRIPTION	Q'TY	REMARKS
1	48000-88L15	TRIM ASSY, POWER WITH TILT	1	
2	29404-93J10	.CLAMP	1	
3	38100-88L11	.MOTOR ASSY, PTT	1	
4	48320-87J10	.VALVE, UP PRESSURE	1	
5	48330-87J10	.VALVE, DOWN PRESSURE	1	
6	48510-97E00	.PUMP ASSY, GEAR	1	
7	48541-87J10	.BOLT	2	
8	48541-87J20	.BOLT	1	
9	48551-88L00	.VALVE, MANUAL	1	
10	48553-97E00	.SEAL WASHER	1	
11	48557-87J10	.O RING SET	1	
12	48571-88L00	.TANK, RESERVOIR	1	
13	48572-87J10	.PLUG	1	
14	48582-97E01	.FILTER	1	
15	48583-87J10	.JOINT, DRIVE	1	
16	48611-88L00	.JOINT, METAL	1	
17	48681-87J11	.CIRCLIP	1	
18	48862-87J20	.BOLT, TANK	4	
19	47225-88L00	COLLAR, TILT CYLINDER LOWER	1	
20	48121-88L00	SHAFT, TILT CYL LOWER	1	
21	48321-89J11	SHAFT, TILT CYL UPPER	1	
22	48325-89J00	BUSH, TILT CYL UPPER	2	
23	48326-87J00	BUSH, TILT CYL LOWER	1	
24	09380-12002	SNAP RING	2	
25	09116-10174	BOLT (10X35)	2	
26	55321-87J00	ANODE, PROTECTION	1	
27	09103-06281	BOLT (6X14)	1	

FIG.176

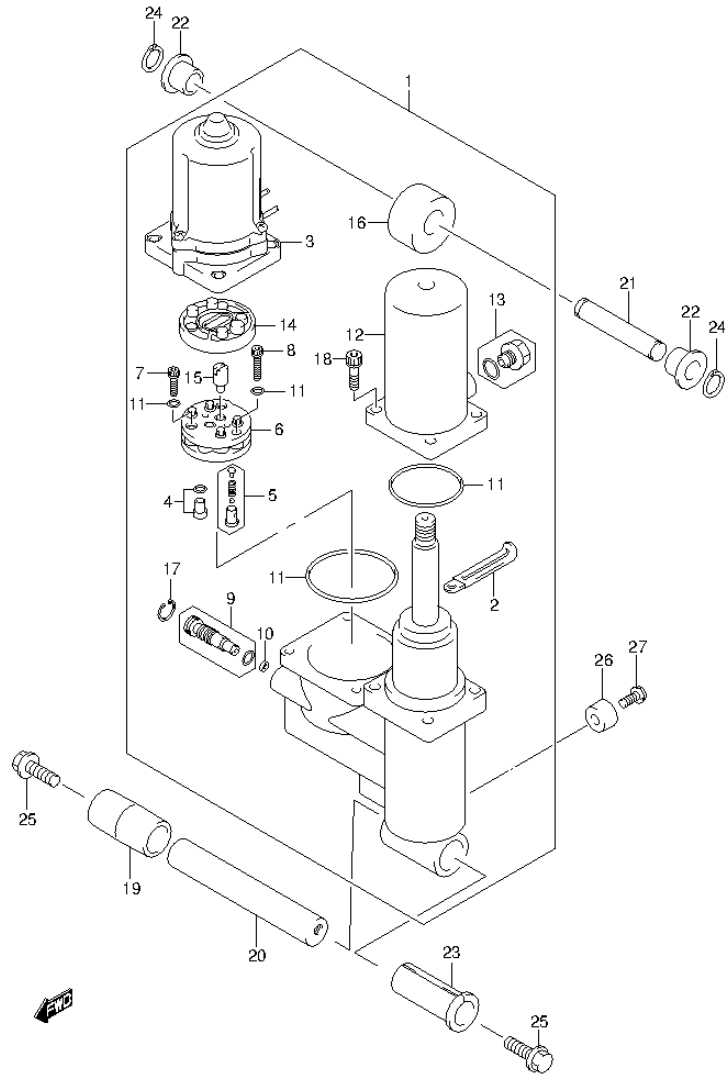


FIG.176 (2-D-13) TRIM CYLINDER (DF60ATH E1)

REF NO.	PART NO.	DESCRIPTION	Q'TY	REMARKS
1	48000-88L15	TRIM ASSY, POWER WITH TILT	1	
2	29404-93J10	.CLAMP	1	
3	38100-88L11	.MOTOR ASSY, PTT	1	
4	48320-87J10	.VALVE, UP PRESSURE	1	
5	48330-87J10	.VALVE, DOWN PRESSURE	1	
6	48510-97E00	.PUMP ASSY, GEAR	1	
7	48541-87J10	.BOLT	2	
8	48541-87J20	.BOLT	1	
9	48551-88L00	.VALVE, MANUAL	1	
10	48553-97E00	.SEAL WASHER	1	
11	48557-87J10	.O RING SET	1	
12	48571-88L00	.TANK, RESERVOIR	1	
13	48572-87J10	.PLUG	1	
14	48582-97E01	.FILTER	1	
15	48583-87J10	.JOINT, DRIVE	1	
16	48611-88L00	.JOINT, METAL	1	
17	48681-87J11	.CIRCLIP	1	
18	48862-87J20	.BOLT, TANK	4	
19	47225-88L00	COLLAR, TILT CYLINDER LOWER	1	
20	48121-88L00	SHAFT, TILT CYL LOWER	1	
21	48321-89J11	SHAFT, TILT CYL UPPER	1	
22	48325-89J00	BUSH, TILT CYL UPPER	2	
23	48326-87J00	BUSH, TILT CYL LOWER	1	
24	09380-12002	SNAP RING	2	
25	09116-10174	BOLT (10X35)	2	
26	55321-87J00	ANODE, PROTECTION	1	
27	09103-06281	BOLT (6X14)	1	

FIG.177

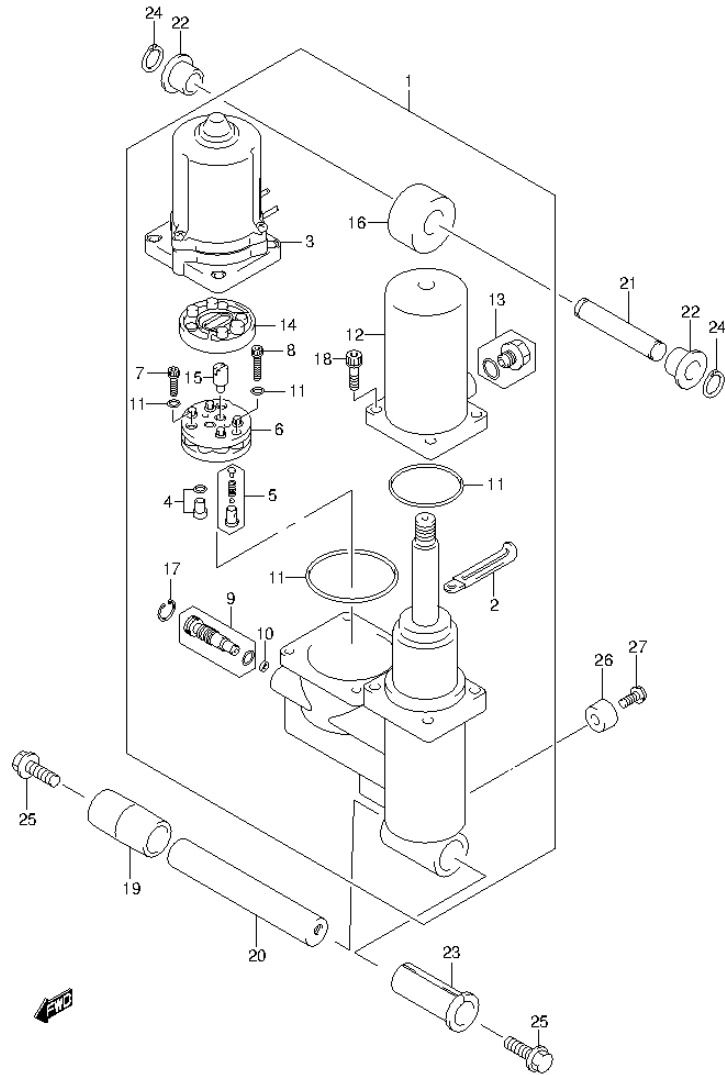


FIG.177 (2-D-14) TRIM CYLINDER (DF60ATH E40)

REF NO.	PART NO.	DESCRIPTION	Q'TY	REMARKS
1	48000-88L15	TRIM ASSY, POWER WITH TILT	1	
2	29404-93J10	.CLAMP	1	
3	38100-88L11	.MOTOR ASSY, PTT	1	
4	48320-87J10	.VALVE, UP PRESSURE	1	
5	48330-87J10	.VALVE, DOWN PRESSURE	1	
6	48510-97E00	.PUMP ASSY, GEAR	1	
7	48541-87J10	.BOLT	2	
8	48541-87J20	.BOLT	1	
9	48551-88L00	.VALVE, MANUAL	1	
10	48553-97E00	.SEAL WASHER	1	
11	48557-87J10	.O RING SET	1	
12	48571-88L00	.TANK, RESERVOIR	1	
13	48572-87J10	.PLUG	1	
14	48582-97E01	.FILTER	1	
15	48583-87J10	.JOINT, DRIVE	1	
16	48611-88L00	.JOINT, METAL	1	
17	48681-87J11	.CIRCLIP	1	
18	48862-87J20	.BOLT, TANK	4	
19	47225-88L00	COLLAR, TILT CYLINDER LOWER	1	
20	48121-88L00	SHAFT, TILT CYL LOWER	1	
21	48321-89J11	SHAFT, TILT CYL UPPER	1	
22	48325-89J00	BUSH, TILT CYL UPPER	2	
23	48326-87J00	BUSH, TILT CYL LOWER	1	
24	09380-12002	SNAP RING	2	
25	09116-10174	BOLT (10X35)	2	
26	55321-87J00	ANODE, PROTECTION	1	
27	09103-06281	BOLT (6X14)	1	

FIG.178

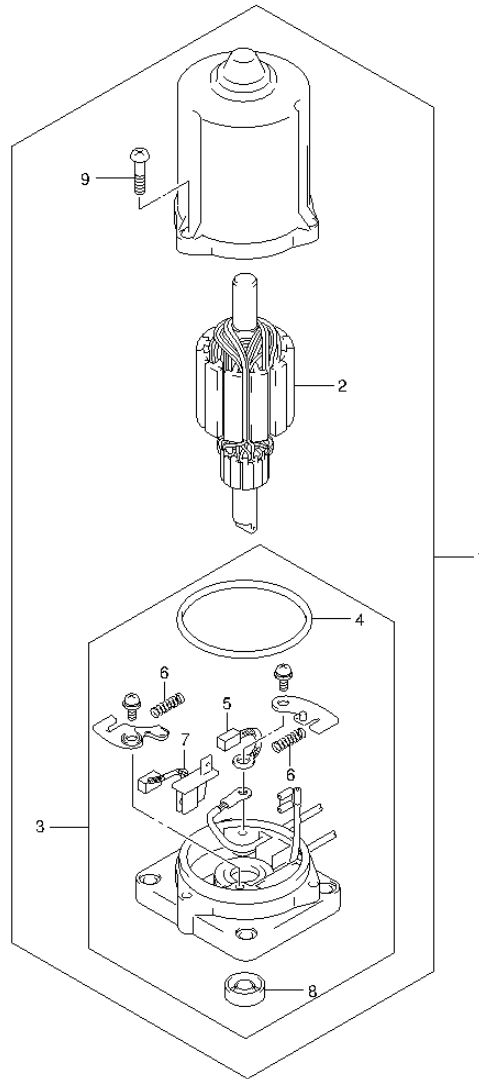


FIG.178 (2-D-15) PTT MOTOR (DF40A E1)

REF NO.	PART NO.	DESCRIPTION	Q'TY	REMARKS
1	38100-88L11	MOTOR ASSY, PTT	1	
2	31311-87J10	.ARMATURE	1	
3	31173-88L11	.HOLDER ASSY, BRUSH	1	
4	31123-97E10	..O RING	1	
5	31133-94900	..BRUSH	1	
6	31135-94900	..SPRING	2	
7	31136-87J10	..BREAKER ASSY	1	
8	33799-97E00	..SEAL, OIL	1	
9	31111-87J10	..SCREW	3	

FIG.179

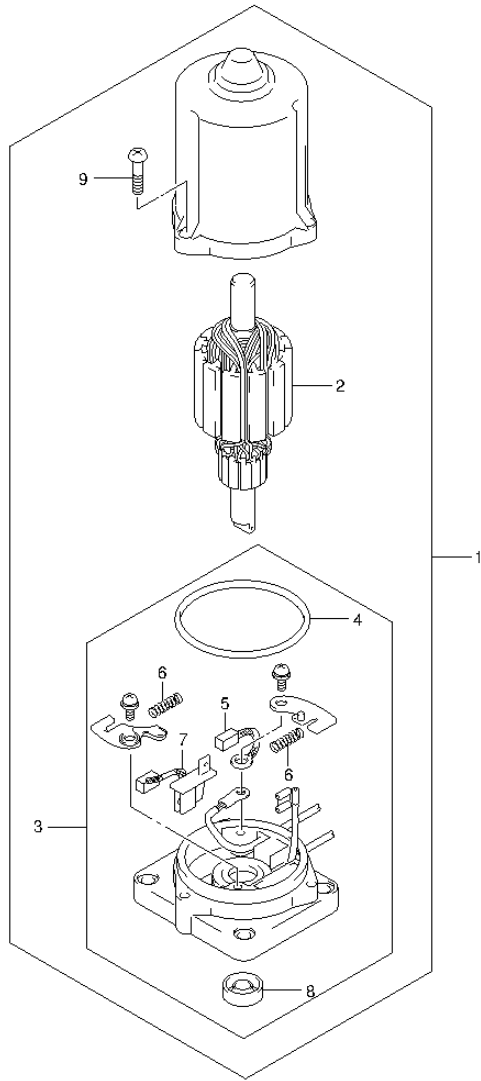


FIG.179 (2-E-2) PTT MOTOR (DF40AST E34)

REF NO.	PART NO.	DESCRIPTION	Q'TY	REMARKS
1	38100-88L11	MOTOR ASSY, PTT	1	
2	31311-87J10	.ARMATURE	1	
3	31173-88L11	.HOLDER ASSY, BRUSH	1	
4	31123-97E10	..O RING	1	
5	31133-94900	..BRUSH	1	
6	31135-94900	..SPRING	2	
7	31136-87J10	..BREAKER ASSY	1	
8	33799-97E00	..SEAL, OIL	1	
9	31111-87J10	..SCREW	3	

FIG.180

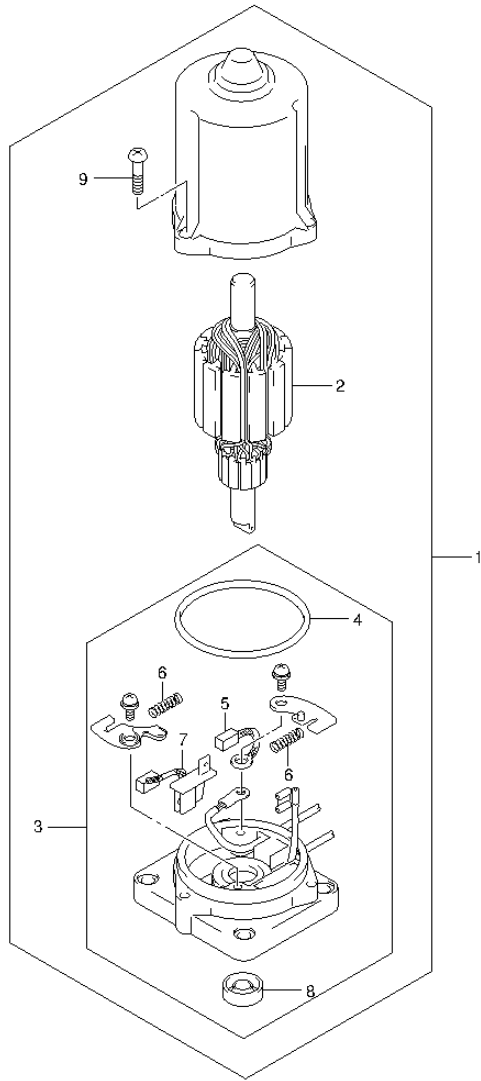


FIG.180 (2-E-3) PTT MOTOR (DF50A E1)

REF NO.	PART NO.	DESCRIPTION	Q'TY	REMARKS
1	38100-88L11	MOTOR ASSY, PTT	1	
2	31311-87J10	.ARMATURE	1	
3	31173-88L11	.HOLDER ASSY, BRUSH	1	
4	31123-97E10	..O RING	1	
5	31133-94900	..BRUSH	1	
6	31135-94900	..SPRING	2	
7	31136-87J10	..BREAKER ASSY	1	
8	33799-97E00	..SEAL, OIL	1	
9	31111-87J10	..SCREW	3	

FIG.181

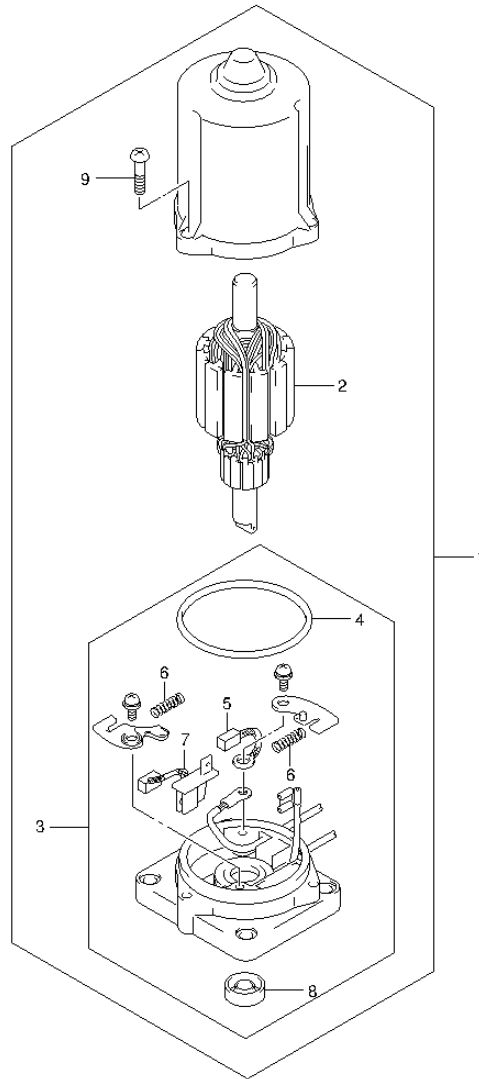


FIG.181 (2-E-4) PTT MOTOR (DF50ATH E1)

REF NO.	PART NO.	DESCRIPTION	Q'TY	REMARKS
1	38100-88L11	MOTOR ASSY, PTT	1	
2	31311-87J10	.ARMATURE	1	
3	31173-88L11	.HOLDER ASSY, BRUSH	1	
4	31123-97E10	..O RING	1	
5	31133-94900	..BRUSH	1	
6	31135-94900	..SPRING	2	
7	31136-87J10	..BREAKER ASSY	1	
8	33799-97E00	..SEAL, OIL	1	
9	31111-87J10	..SCREW	3	

FIG.182

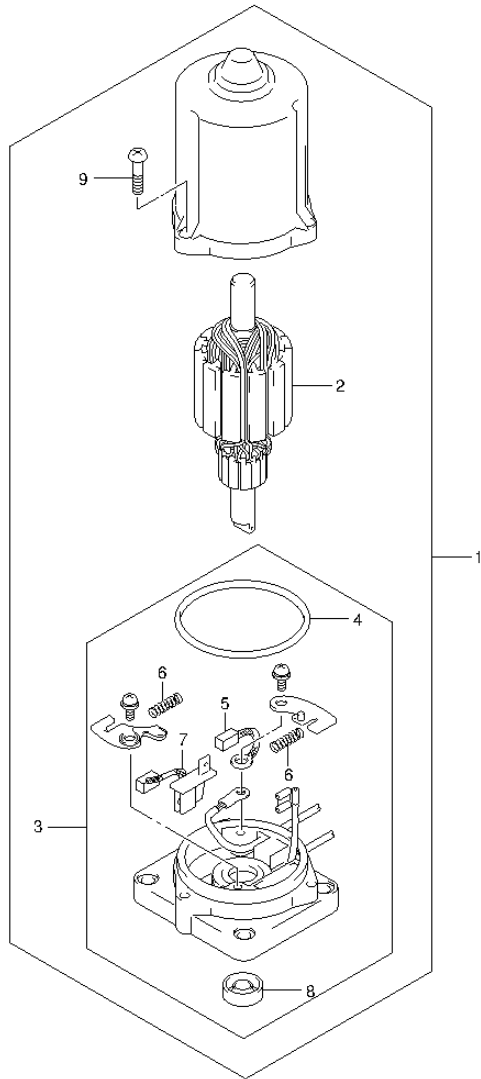


FIG.182 (2-E-5) PTT MOTOR (DF60A E1)

REF NO.	PART NO.	DESCRIPTION	Q'TY	REMARKS
1	38100-88L11	MOTOR ASSY, PTT	1	
2	31311-87J10	.ARMATURE	1	
3	31173-88L11	.HOLDER ASSY, BRUSH	1	
4	31123-97E10	..O RING	1	
5	31133-94900	..BRUSH	1	
6	31135-94900	..SPRING	2	
7	31136-87J10	..BREAKER ASSY	1	
8	33799-97E00	..SEAL, OIL	1	
9	31111-87J10	..SCREW	3	

FIG.183

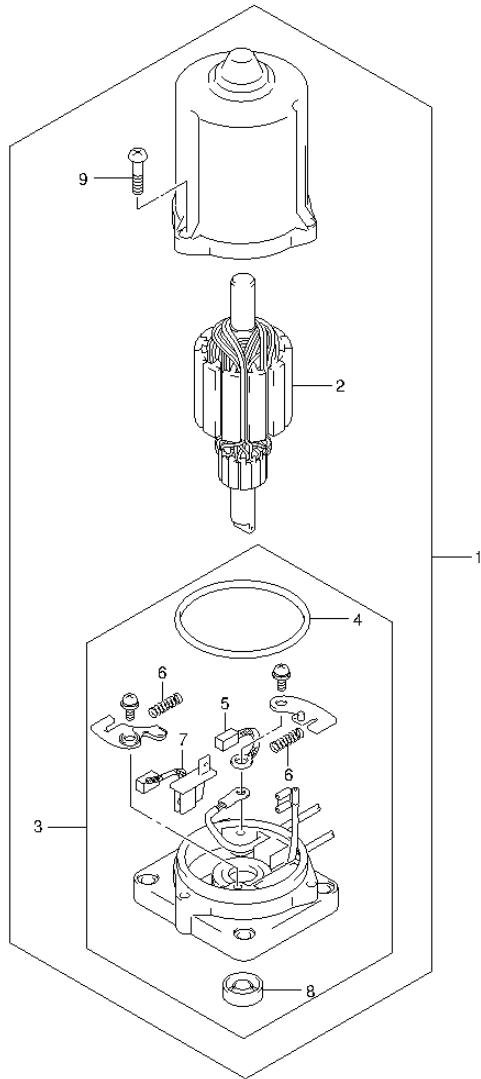


FIG.183 (2-E-6) PTT MOTOR (DF60A E40)

REF NO.	PART NO.	DESCRIPTION	Q'TY	REMARKS
1	38100-88L11	MOTOR ASSY, PTT	1	
2	31311-87J10	.ARMATURE	1	
3	31173-88L11	.HOLDER ASSY, BRUSH	1	
4	31123-97E10	..O RING	1	
5	31133-94900	..BRUSH	1	
6	31135-94900	..SPRING	2	
7	31136-87J10	..BREAKER ASSY	1	
8	33799-97E00	..SEAL, OIL	1	
9	31111-87J10	..SCREW	3	

FIG.184

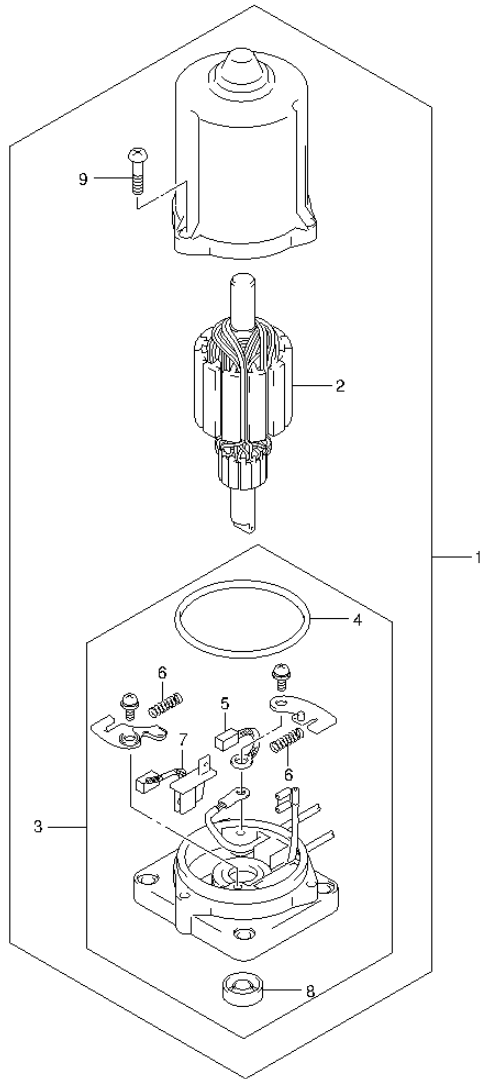


FIG.184 (2-E-7) PTT MOTOR (DF60ATH E1)

REF NO.	PART NO.	DESCRIPTION	Q'TY	REMARKS
1	38100-88L11	MOTOR ASSY, PTT	1	
2	31311-87J10	.ARMATURE	1	
3	31173-88L11	.HOLDER ASSY, BRUSH	1	
4	31123-97E10	..O RING	1	
5	31133-94900	..BRUSH	1	
6	31135-94900	..SPRING	2	
7	31136-87J10	..BREAKER ASSY	1	
8	33799-97E00	..SEAL, OIL	1	
9	31111-87J10	..SCREW	3	

FIG.185

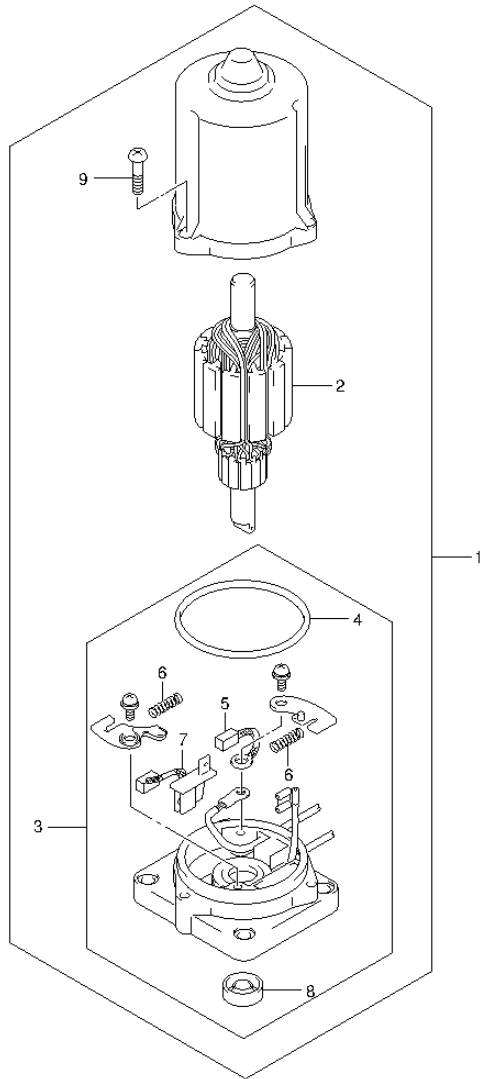


FIG.185 (2-E-8) PTT MOTOR (DF60ATH E40)

REF NO.	PART NO.	DESCRIPTION	Q'TY	REMARKS
1	38100-88L11	MOTOR ASSY, PTT	1	
2	31311-87J10	.ARMATURE	1	
3	31173-88L11	.HOLDER ASSY, BRUSH	1	
4	31123-97E10	..O RING	1	
5	31133-94900	..BRUSH	1	
6	31135-94900	..SPRING	2	
7	31136-87J10	..BREAKER ASSY	1	
8	33799-97E00	..SEAL, OIL	1	
9	31111-87J10	..SCREW	3	

FIG.186

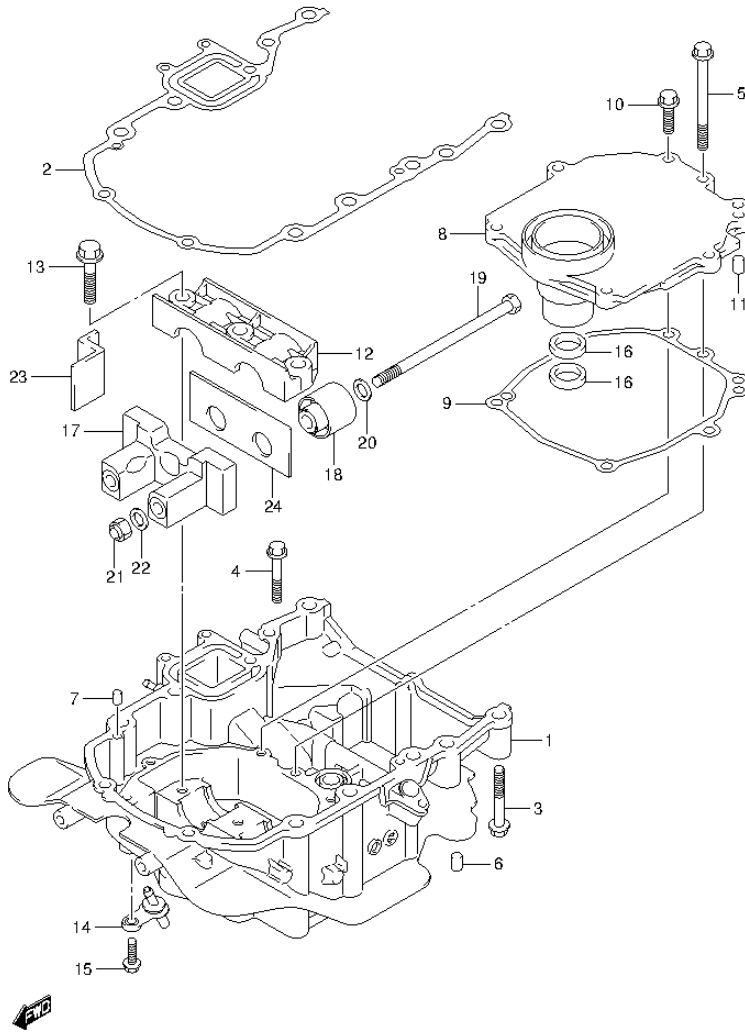


FIG.186 (2-E-9) ENGINE HOLDER (DF40A E1)

REF NO.	PART NO.	DESCRIPTION	Q'TY	REMARKS
1-1	51110-88L00-OEP	HOLDER, ENGINE (BLACK)	1	
1-2	51110-88L00-Y5S	HOLDER, ENGINE (WHITE)	1	
2	51211-88L00	GASKET, ENGINE HOLDER	1	
3	09116-08117	BOLT (8X55)	8	
4	01550-0845A	BOLT	1	
5	01550-0885A	BOLT	1	
6	09202-08006	PIN	2	
7	09202-08006	PIN	2	
8	51122-88L00	COVER, MOUNT CASE	1	
9	51123-88L00	GASKET, MOUNT CASE COVER	1	
10	01550-0825A	BOLT	6	
11	09202-08006	PIN	2	
12	54137-88L00	COVER, UPPER MOUNT	1	
13	09116-10176	BOLT	3	
14	51170-88L00	BRACKET, WATER INDICATOR	1	
15	29116-93J00	BOLT, WATER INDICATOR UNION (W/WASHER)(6X20)	1	
16	09282-17011	OIL SEAL (16.5X28X6)	2	
17	54124-88L20	BRACKET, UPPER THRUST	1	
18	54130-88L00	MOUNT, UPPER	2	
19	54166-95J02	BOLT, UPPER MOUNT	2	
20	54114-90J01	WASHER, UPPER MOUNT BOLT (12.5X25X3)	2	
21	09159-12014	NUT	2	
22	54114-90J01	WASHER, UPPER THRUST MOUNT (12.5X22X3)	2	
23	54121-88L00	MOUNT, UPPER THRUST FR	2	
24	54123-88L00	MOUNT, UPPER THRUST RR	1	

FIG.187

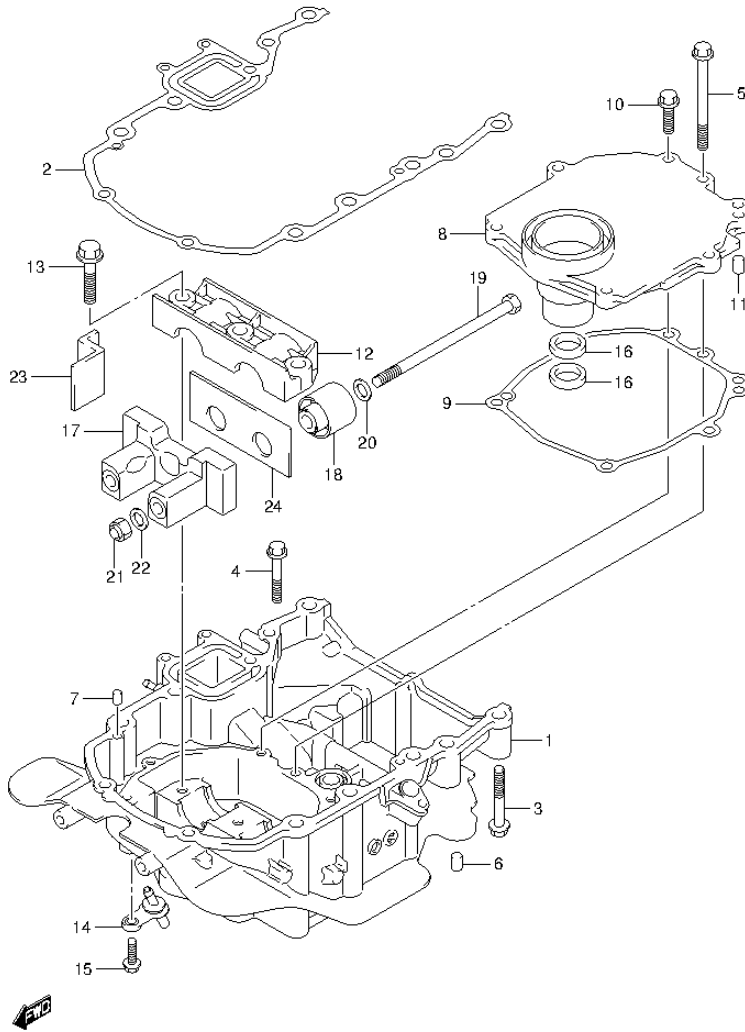


FIG.187 (2-E-10) ENGINE HOLDER (DF40AQH E1)

REF NO.	PART NO.	DESCRIPTION	Q'TY	REMARKS
1	51110-88L00-0EP	HOLDER, ENGINE (BLACK)	1	
2	51211-88L00	GASKET, ENGINE HOLDER	1	
3	09116-08117	BOLT (8X55)	8	
4	01550-0845A	BOLT	1	
5	01550-0885A	BOLT	1	
6	09202-08006	PIN	2	
7	09202-08006	PIN	2	
8	51122-88L00	COVER, MOUNT CASE	1	
9	51123-88L00	GASKET, MOUNT CASE COVER	1	
10	01550-0825A	BOLT	6	
11	09202-08006	PIN	2	
12	54137-88L00	COVER, UPPER MOUNT	1	
13	09116-10176	BOLT	3	
14	51170-88L00	BRACKET, WATER INDICATOR	1	
15	29116-93J00	BOLT, WATER INDICATOR UNION (W/WASHER)(6X20)	1	
16	09282-17011	OIL SEAL (16.5X28X6)	2	
17	54124-88L20	BRACKET, UPPER THRUST	1	
18	54130-88L00	MOUNT, UPPER	2	
19	54166-95J02	BOLT, UPPER MOUNT	2	
20	54114-90J01	WASHER, UPPER MOUNT BOLT (12.5X25X3)	2	
21	09159-12014	NUT	2	
22	54114-90J01	WASHER, UPPER THRUST MOUNT (12.5X22X3)	2	
23	54121-88L00	MOUNT, UPPER THRUST FR	2	
24	54123-88L00	MOUNT, UPPER THRUST RR	1	

FIG.188

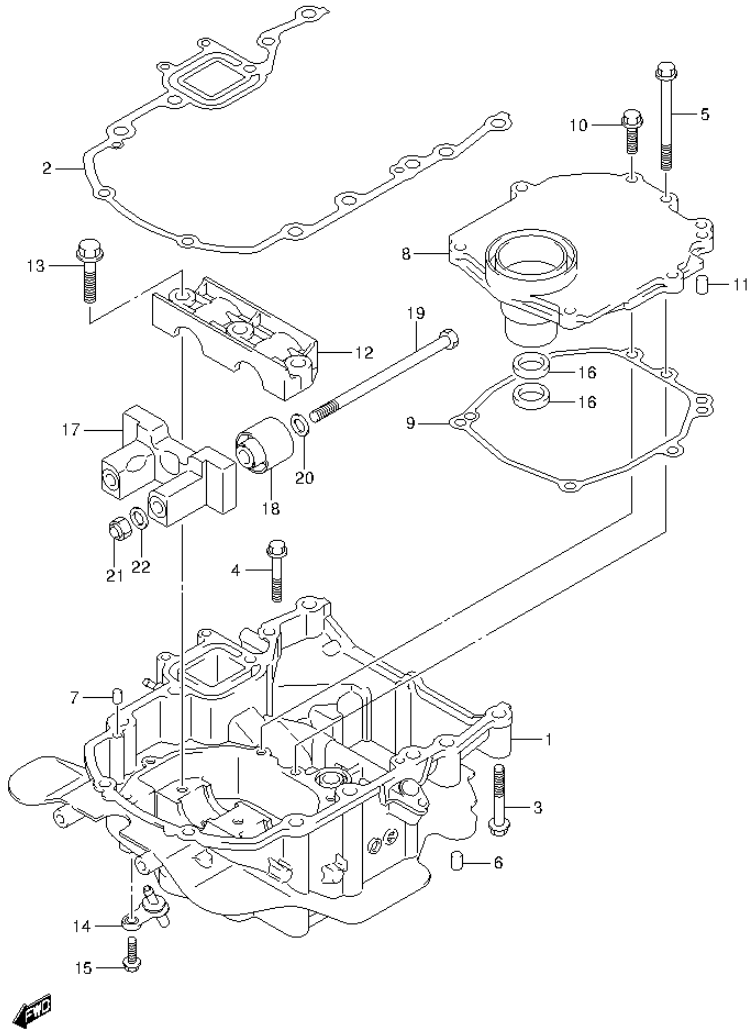


FIG.188 (2-E-11) ENGINE HOLDER (DF40AST E34)

REF NO.	PART NO.	DESCRIPTION	Q'TY	REMARKS
1-1	51110-88L00-OEP	HOLDER, ENGINE (BLACK)	1	
1-2	51110-88L00-Y5S	HOLDER, ENGINE (WHITE)	1	
2	51211-88L00	GASKET, ENGINE HOLDER	1	
3	09116-08117	BOLT (8X55)	8	
4	01550-0845A	BOLT	1	
5	01550-0885A	BOLT	1	
6	09202-08006	PIN	2	
7	09202-08006	PIN	2	
8	51122-88L00	COVER, MOUNT CASE	1	
9	51123-88L00	GASKET, MOUNT CASE COVER	1	
10	01550-0825A	BOLT	6	
11	09202-08006	PIN	2	
12	54137-88L00	COVER, UPPER MOUNT	1	
13	09116-10176	BOLT	3	
14	51170-88L00	BRACKET, WATER INDICATOR	1	
15	29116-93J00	BOLT, WATER INDICATOR UNION (W/WASHER)(6X20)	1	
16	09282-17011	OIL SEAL (16.5X28X6)	2	
17	54120-88L00	MOUNT, UPPER THRUST	1	
18	54130-88L00	MOUNT, UPPER	2	
19	54166-95J02	BOLT, UPPER MOUNT	2	
20	54114-88L00	WASHER, UPPER MOUNT BOLT (12.5X25X3)	2	
21	09159-12014	NUT	2	
22	54114-90J01	WASHER, UPPER THRUST MOUNT (12.5X22X3)	2	

FIG.189

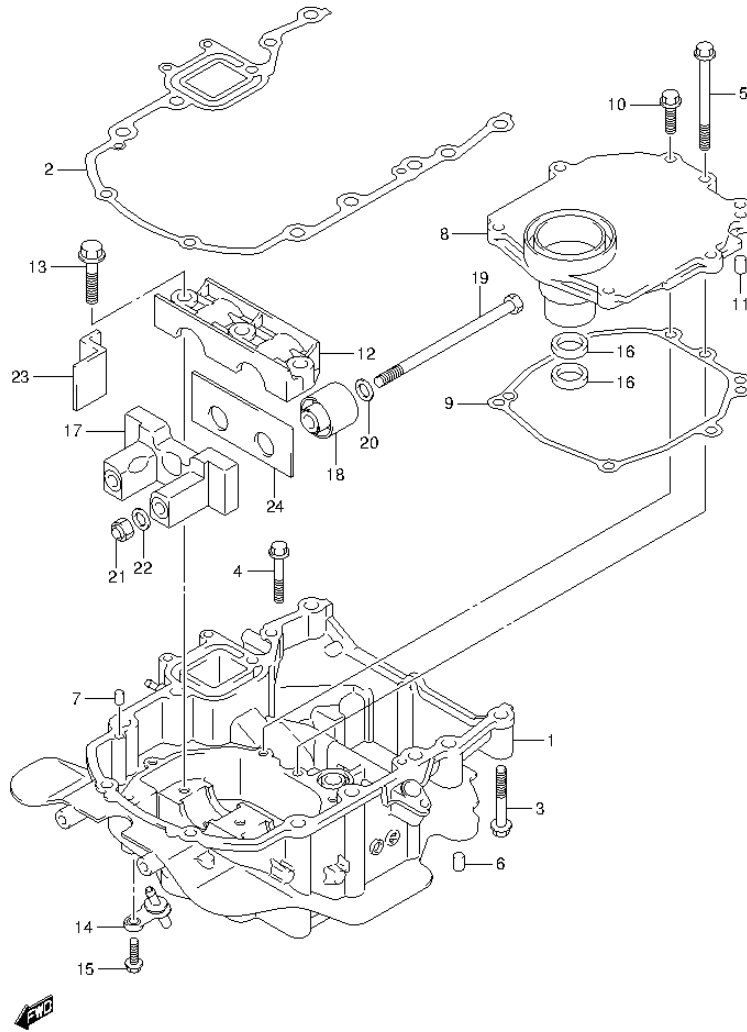


FIG.189 (2-E-12) ENGINE HOLDER (DF50A E1)

REF NO.	PART NO.	DESCRIPTION	Q'TY	REMARKS
1-1	51110-88L00-OEP	HOLDER, ENGINE (BLACK)	1	
1-2	51110-88L00-Y5S	HOLDER, ENGINE (WHITE)	1	
2	51211-88L00	GASKET, ENGINE HOLDER	1	
3	09116-08117	BOLT (8X55)	8	
4	01550-0845A	BOLT	1	
5	01550-0885A	BOLT	1	
6	09202-08006	PIN	2	
7	09202-08006	PIN	2	
8	51122-88L00	COVER, MOUNT CASE	1	
9	51123-88L00	GASKET, MOUNT CASE COVER	1	
10	01550-0825A	BOLT	6	
11	09202-08006	PIN	2	
12	54137-88L00	COVER, UPPER MOUNT	1	
13	09116-10176	BOLT	3	
14	51170-88L00	BRACKET, WATER INDICATOR	1	
15	29116-93J00	BOLT, WATER INDICATOR UNION (W/WASHER)(6X20)	1	
16	09282-17011	OIL SEAL (16.5X28X6)	2	
17	54124-88L20	BRACKET, UPPER THRUST	1	
18	54130-88L00	MOUNT, UPPER	2	
19	54166-95J02	BOLT, UPPER MOUNT	2	
20	54114-90J01	WASHER, UPPER MOUNT BOLT (12.5X25X3)	2	
21	09159-12014	NUT	2	
22	54114-90J01	WASHER, UPPER THRUST MOUNT (12.5X22X3)	2	
23	54121-88L00	MOUNT, UPPER THRUST FR	2	
24	54123-88L00	MOUNT, UPPER THRUST RR	1	

FIG.190

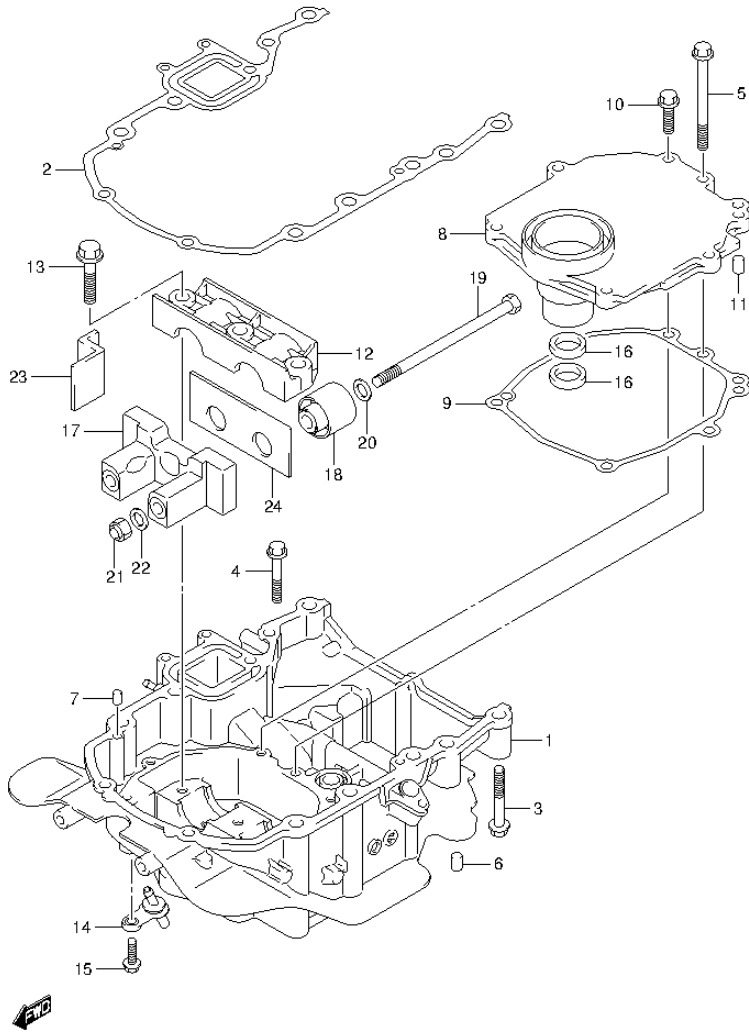


FIG.190 (2-E-13) ENGINE HOLDER (DF50ATH E1)

REF NO.	PART NO.	DESCRIPTION	Q'TY	REMARKS
1	51110-88L00-OEP	HOLDER, ENGINE (BLACK)	1	
2	51211-88L00	GASKET, ENGINE HOLDER	1	
3	09116-08117	BOLT (8X55)	8	
4	01550-0845A	BOLT	1	
5	01550-0885A	BOLT	1	
6	09202-08006	PIN	2	
7	09202-08006	PIN	2	
8	51122-88L00	COVER, MOUNT CASE	1	
9	51123-88L00	GASKET, MOUNT CASE COVER	1	
10	01550-0825A	BOLT	6	
11	09202-08006	PIN	2	
12	54137-88L00	COVER, UPPER MOUNT	1	
13	09116-10176	BOLT	3	
14	51170-88L00	BRACKET, WATER INDICATOR	1	
15	29116-93J00	BOLT, WATER INDICATOR UNION (W/WASHER)(6X20)	1	
16	09282-17011	OIL SEAL (16.5X28X6)	2	
17	54124-88L20	BRACKET, UPPER THRUST	1	
18	54130-88L00	MOUNT, UPPER	2	
19	54166-95J02	BOLT, UPPER MOUNT	2	
20	54114-90J01	WASHER, UPPER MOUNT BOLT (12.5X25X3)	2	
21	09159-12014	NUT	2	
22	54114-90J01	WASHER, UPPER THRUST MOUNT (12.5X22X3)	2	
23	54121-88L00	MOUNT, UPPER THRUST FR	2	
24	54123-88L00	MOUNT, UPPER THRUST RR	1	

FIG.191

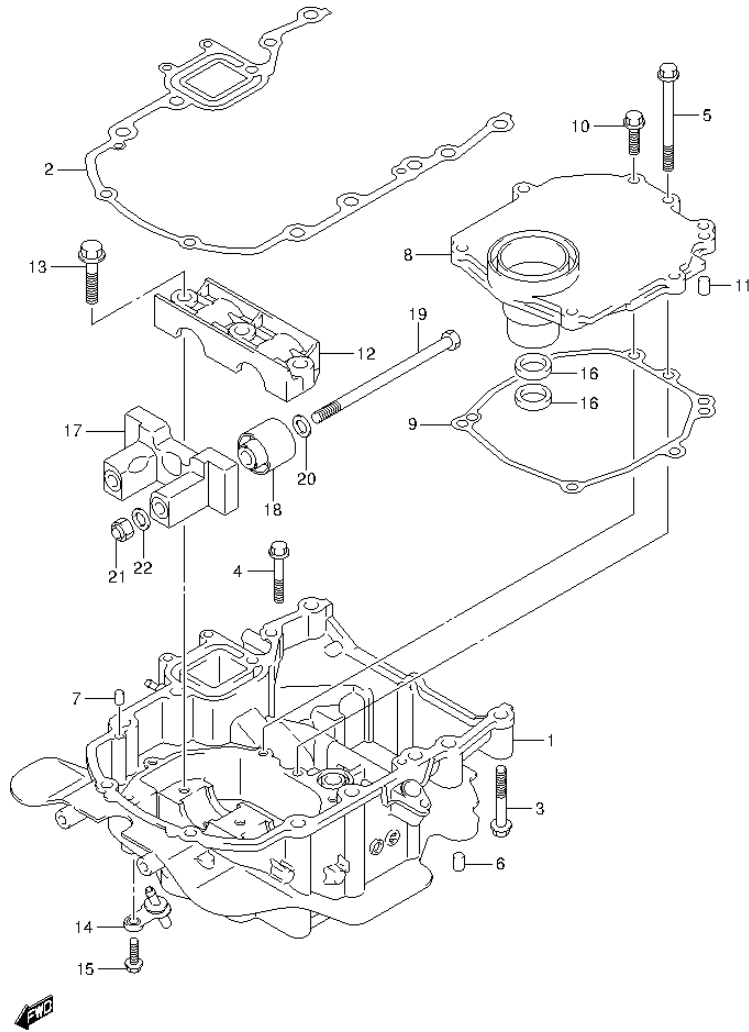


FIG.191 (2-E-14) ENGINE HOLDER (DF60A E1)

REF NO.	PART NO.	DESCRIPTION	Q'TY	REMARKS
1-1	51110-88L00-OEP	HOLDER, ENGINE (BLACK)	1	
1-2	51110-88L00-Y5S	HOLDER, ENGINE (WHITE)	1	
2	51211-88L00	GASKET, ENGINE HOLDER	1	
3	09116-08117	BOLT (8X55)	8	
4	01550-0845A	BOLT	1	
5	01550-0885A	BOLT	1	
6	09202-08006	PIN	2	
7	09202-08006	PIN	2	
8	51122-88L00	COVER, MOUNT CASE	1	
9	51123-88L00	GASKET, MOUNT CASE COVER	1	
10	01550-0825A	BOLT	6	
11	09202-08006	PIN	2	
12	54137-88L00	COVER, UPPER MOUNT	1	
13	09116-10176	BOLT	3	
14	51170-88L00	BRACKET, WATER INDICATOR	1	
15	29116-93J00	BOLT, WATER INDICATOR UNION (W/WASHER)(6X20)	1	
16	09282-17011	OIL SEAL (16.5X28X6)	2	
17	54120-88L00	MOUNT, UPPER THRUST	1	
18	54130-88L00	MOUNT, UPPER	2	
19	54166-95J02	BOLT, UPPER MOUNT	2	
20	54114-88L00	WASHER, UPPER MOUNT BOLT (12.5X25X3)	2	
21	09159-12014	NUT	2	
22	54114-90J01	WASHER, UPPER THRUST MOUNT (12.5X22X3)	2	

FIG.192

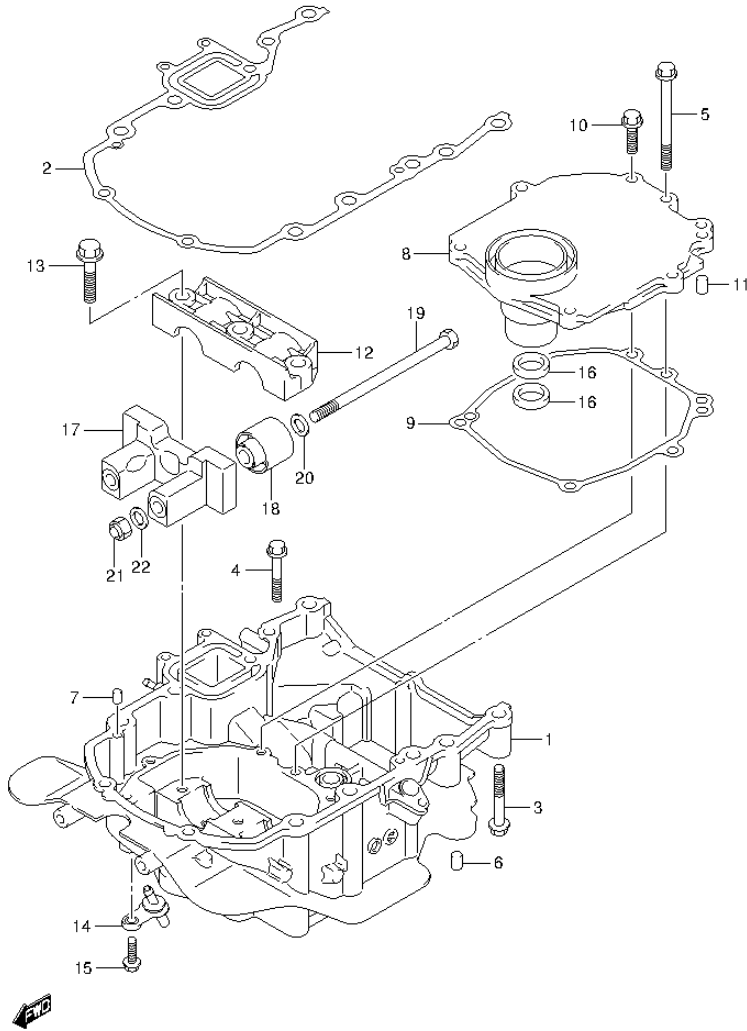


FIG.192 (2-E-15) ENGINE HOLDER (DF60A E40)

REF NO.	PART NO.	DESCRIPTION	Q'TY	REMARKS
1	51110-88L00-0EP	HOLDER, ENGINE (BLACK)	1	
2	51211-88L00	GASKET, ENGINE HOLDER	1	
3	09116-08117	BOLT (8X55)	8	
4	01550-0845A	BOLT	1	
5	01550-0885A	BOLT	1	
6	09202-08006	PIN	2	
7	09202-08006	PIN	2	
8	51122-88L00	COVER, MOUNT CASE	1	
9	51123-88L00	GASKET, MOUNT CASE COVER	1	
10	01550-0825A	BOLT	6	
11	09202-08006	PIN	2	
12	54137-88L00	COVER, UPPER MOUNT	1	
13	09116-10176	BOLT	3	
14	51170-88L00	BRACKET, WATER INDICATOR	1	
15	29116-93J00	BOLT, WATER INDICATOR UNION (W/WASHER)(6X20)	1	
16	09282-17011	OIL SEAL (16.5X28X6)	2	
17	54120-88L00	MOUNT, UPPER THRUST	1	
18	54130-88L00	MOUNT, UPPER	2	
19	54166-95J02	BOLT, UPPER MOUNT	2	
20	54114-88L00	WASHER, UPPER MOUNT BOLT (12.5X25X3)	2	
21	09159-12014	NUT	2	
22	54114-90J01	WASHER, UPPER THRUST MOUNT (12.5X22X3)	2	

FIG.193

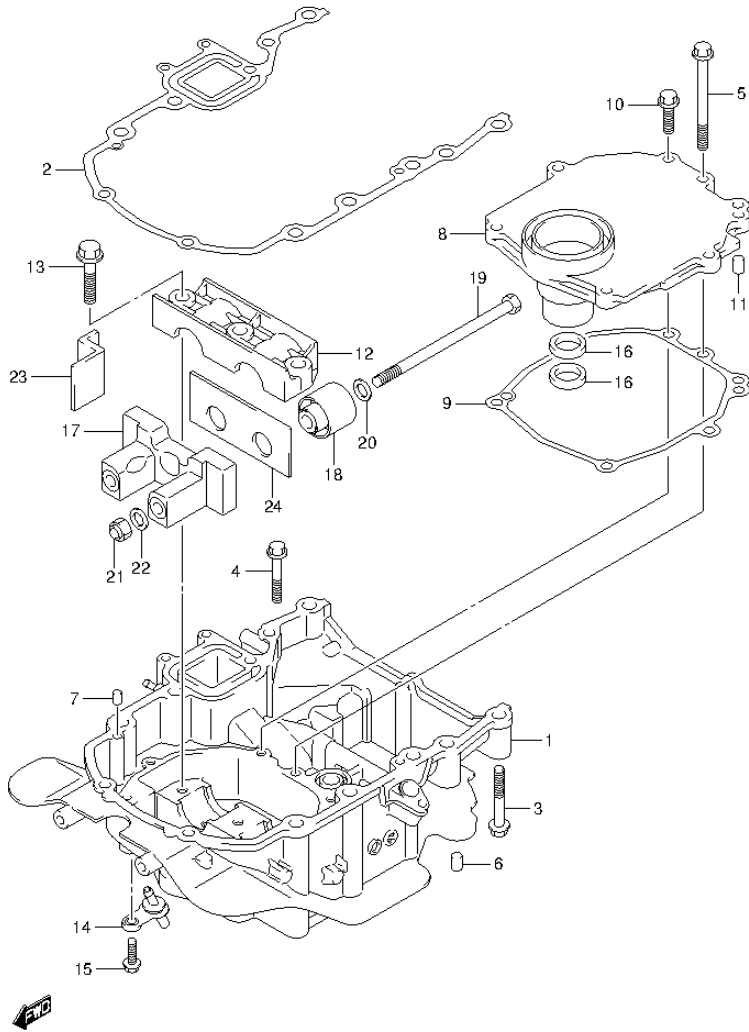


FIG.193 (2-F-2) ENGINE HOLDER (DF60AQH E1)

REF NO.	PART NO.	DESCRIPTION	Q'TY	REMARKS
1	51110-88L00-0EP	HOLDER, ENGINE (BLACK)	1	
2	51211-88L00	GASKET, ENGINE HOLDER	1	
3	09116-08117	BOLT (8X55)	8	
4	01550-0845A	BOLT	1	
5	01550-0885A	BOLT	1	
6	09202-08006	PIN	2	
7	09202-08006	PIN	2	
8	51122-88L00	COVER, MOUNT CASE	1	
9	51123-88L00	GASKET, MOUNT CASE COVER	1	
10	01550-0825A	BOLT	6	
11	09202-08006	PIN	2	
12	54137-88L00	COVER, UPPER MOUNT	1	
13	09116-10176	BOLT	3	
14	51170-88L00	BRACKET, WATER INDICATOR	1	
15	29116-93J00	BOLT, WATER INDICATOR UNION (W/WASHER)(6X20)	1	
16	09282-17011	OIL SEAL (16.5X28X6)	2	
17	54124-88L20	BRACKET, UPPER THRUST	1	
18	54130-88L00	MOUNT, UPPER	2	
19	54166-95J02	BOLT, UPPER MOUNT	2	
20	54114-90J01	WASHER, UPPER MOUNT BOLT (12.5X25X3)	2	
21	09159-12014	NUT	2	
22	54114-90J01	WASHER, UPPER THRUST MOUNT (12.5X22X3)	2	
23	54121-88L00	MOUNT, UPPER THRUST FR	2	
24	54123-88L00	MOUNT, UPPER THRUST RR	1	

FIG.194

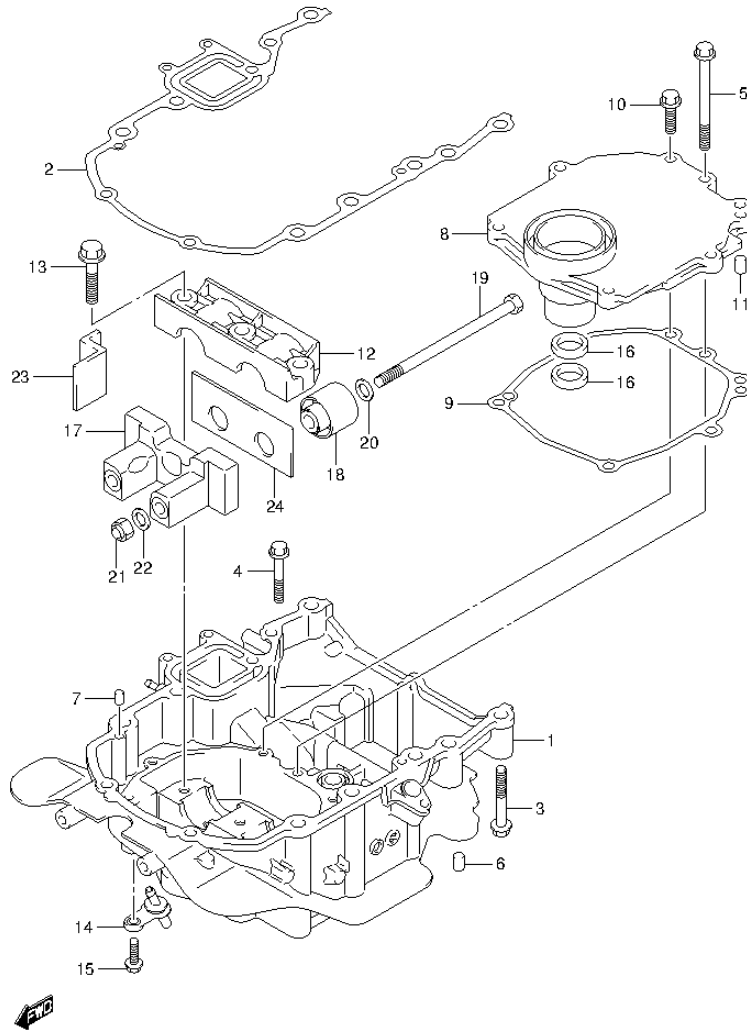


FIG.194 (2-F-3) ENGINE HOLDER (DF60AQH E40)

REF NO.	PART NO.	DESCRIPTION	Q'TY	REMARKS
1	51110-88L00-0EP	HOLDER, ENGINE (BLACK)	1	
2	51211-88L00	GASKET, ENGINE HOLDER	1	
3	09116-08117	BOLT (8X55)	8	
4	01550-0845A	BOLT	1	
5	01550-0885A	BOLT	1	
6	09202-08006	PIN	2	
7	09202-08006	PIN	2	
8	51122-88L00	COVER, MOUNT CASE	1	
9	51123-88L00	GASKET, MOUNT CASE COVER	1	
10	01550-0825A	BOLT	6	
11	09202-08006	PIN	2	
12	54137-88L00	COVER, UPPER MOUNT	1	
13	09116-10176	BOLT	3	
14	51170-88L00	BRACKET, WATER INDICATOR	1	
15	29116-93J00	BOLT, WATER INDICATOR UNION (W/WASHER)(6X20)	1	
16	09282-17011	OIL SEAL (16.5X28X6)	2	
17	54124-88L20	BRACKET, UPPER THRUST	1	
18	54130-88L00	MOUNT, UPPER	2	
19	54166-95J02	BOLT, UPPER MOUNT	2	
20	54114-90J01	WASHER, UPPER MOUNT BOLT (12.5X25X3)	2	
21	09159-12014	NUT	2	
22	54114-90J01	WASHER, UPPER THRUST MOUNT (12.5X22X3)	2	
23	54121-88L00	MOUNT, UPPER THRUST FR	2	
24	54123-88L00	MOUNT, UPPER THRUST RR	1	

FIG.195

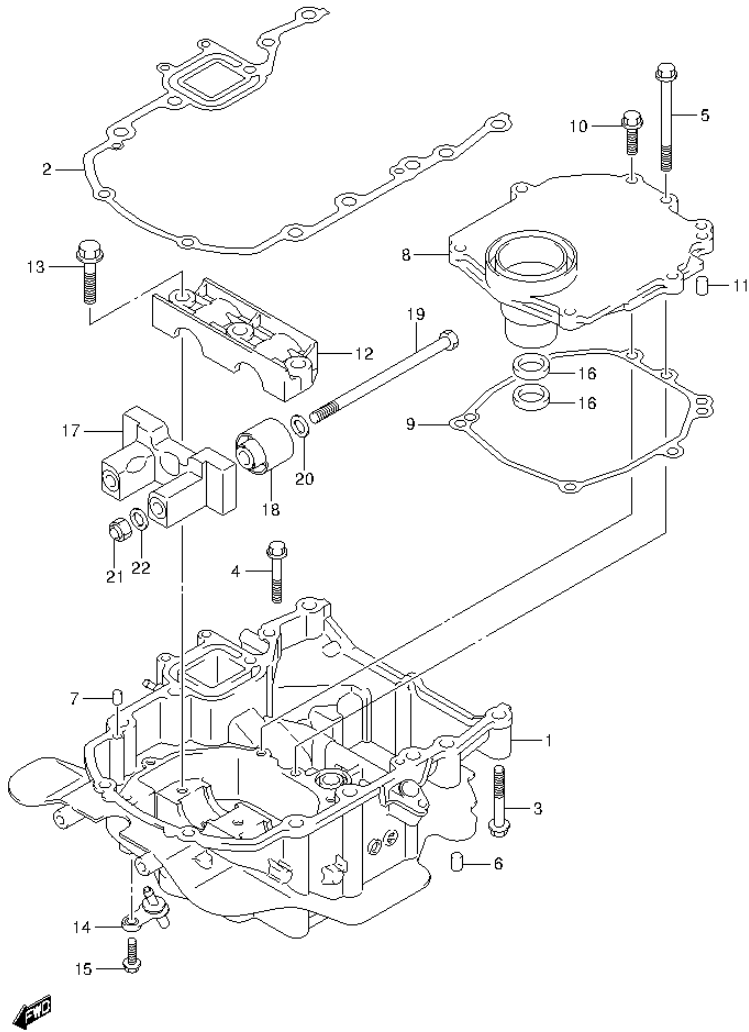


FIG.195 (2-F-4) ENGINE HOLDER (DF60ATH E1)

REF NO.	PART NO.	DESCRIPTION	Q'TY	REMARKS
1	51110-88L00-0EP	HOLDER, ENGINE (BLACK)	1	
2	51211-88L00	GASKET, ENGINE HOLDER	1	
3	09116-08117	BOLT (8X55)	8	
4	01550-0845A	BOLT	1	
5	01550-0885A	BOLT	1	
6	09202-08006	PIN	2	
7	09202-08006	PIN	2	
8	51122-88L00	COVER, MOUNT CASE	1	
9	51123-88L00	GASKET, MOUNT CASE COVER	1	
10	01550-0825A	BOLT	6	
11	09202-08006	PIN	2	
12	54137-88L00	COVER, UPPER MOUNT	1	
13	09116-10176	BOLT	3	
14	51170-88L00	BRACKET, WATER INDICATOR	1	
15	29116-93J00	BOLT, WATER INDICATOR UNION (W/WASHER)(6X20)	1	
16	09282-17011	OIL SEAL (16.5X28X6)	2	
17	54120-88L00	MOUNT, UPPER THRUST	1	
18	54130-88L00	MOUNT, UPPER	2	
19	54166-95J02	BOLT, UPPER MOUNT	2	
20	54114-88L00	WASHER, UPPER MOUNT BOLT (12.5X25X3)	2	
21	09159-12014	NUT	2	
22	54114-90J01	WASHER, UPPER THRUST MOUNT (12.5X22X3)	2	

FIG.196

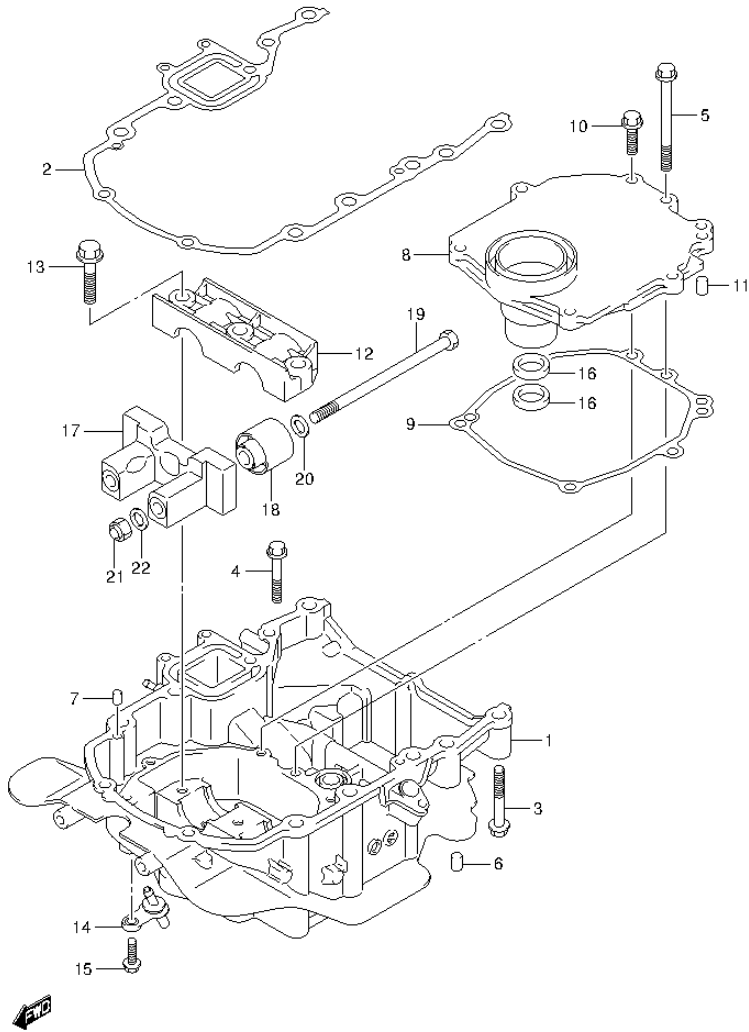


FIG.196 (2-F-5) ENGINE HOLDER (DF60ATH E40)

REF NO.	PART NO.	DESCRIPTION	Q'TY	REMARKS
1	51110-88L00-0EP	HOLDER, ENGINE (BLACK)	1	
2	51211-88L00	GASKET, ENGINE HOLDER	1	
3	09116-08117	BOLT (8X55)	8	
4	01550-0845A	BOLT	1	
5	01550-0885A	BOLT	1	
6	09202-08006	PIN	2	
7	09202-08006	PIN	2	
8	51122-88L00	COVER, MOUNT CASE	1	
9	51123-88L00	GASKET, MOUNT CASE COVER	1	
10	01550-0825A	BOLT	6	
11	09202-08006	PIN	2	
12	54137-88L00	COVER, UPPER MOUNT	1	
13	09116-10176	BOLT	3	
14	51170-88L00	BRACKET, WATER INDICATOR	1	
15	29116-93J00	BOLT, WATER INDICATOR UNION (W/WASHER)(6X20)	1	
16	09282-17011	OIL SEAL (16.5X28X6)	2	
17	54120-88L00	MOUNT, UPPER THRUST	1	
18	54130-88L00	MOUNT, UPPER	2	
19	54166-95J02	BOLT, UPPER MOUNT	2	
20	54114-88L00	WASHER, UPPER MOUNT BOLT (12.5X25X3)	2	
21	09159-12014	NUT	2	
22	54114-90J01	WASHER, UPPER THRUST MOUNT (12.5X22X3)	2	

FIG.197

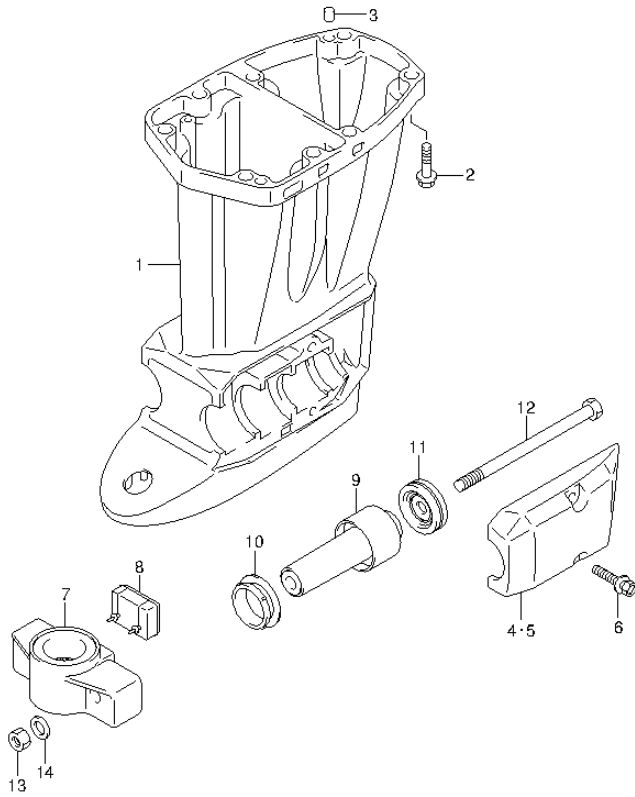


FIG.197 (2-F-6) DRIVE SHAFT HOUSING (DF40A E1)

REF NO.	PART NO.	DESCRIPTION	Q'TY	REMARKS
1-1	52111-88L00-0EP	HOUSING, DRIVE SHAFT (S) (BLACK)	1	W/TRANSOM(S)
1-2	52111-88L10-0EP	HOUSING, DRIVE SHAFT (L) (BLACK)	1	W/TRANSOM(L)
1-3	52111-88L10-Y5S	HOUSING, DRIVE SHAFT (L) (WHITE)	1	W/TRANSOM(L)
2	09116-10176	BOLT	8	
3	09202-08006	PIN	2	
4-1	54221-88L00-0EP	COVER, LOWER MOUNT STBD (BLACK)	1	
4-2	54221-88L00-Y5S	COVER, LOWER MOUNT STBD (WHITE)	1	
5-1	54231-88L00-0EP	COVER, LOWER MOUNT PORT (BLACK)	1	
5-2	54231-88L00-Y5S	COVER, LOWER MOUNT PORT (WHITE)	1	
6	09116-10176	BOLT	4	
7-1	54211-87J10-0EP	BRACKET, LOWER MOUNT (BLACK)	1	
7-2	54211-87J10-Y5S	BRACKET, LOWER MOUNT (WHITE)	1	
8	54151-88L00	MOUNT, LOWER THRUST	1	
9	54160-88L10	MOUNT, LOWER	2	
10	54167-87L01	MOUNT, LOWER SIDE	2	
11	54180-88L00	DAMPER, FWD STOPPER	2	
12	54166-95J02	BOLT, LOWER MOUNT (12X200)	2	
13	09159-12014	NUT	2	
14	54114-90J01	WASHER, LOWER MOUNT NUT (12.5X22X3)	2	

FIG.198

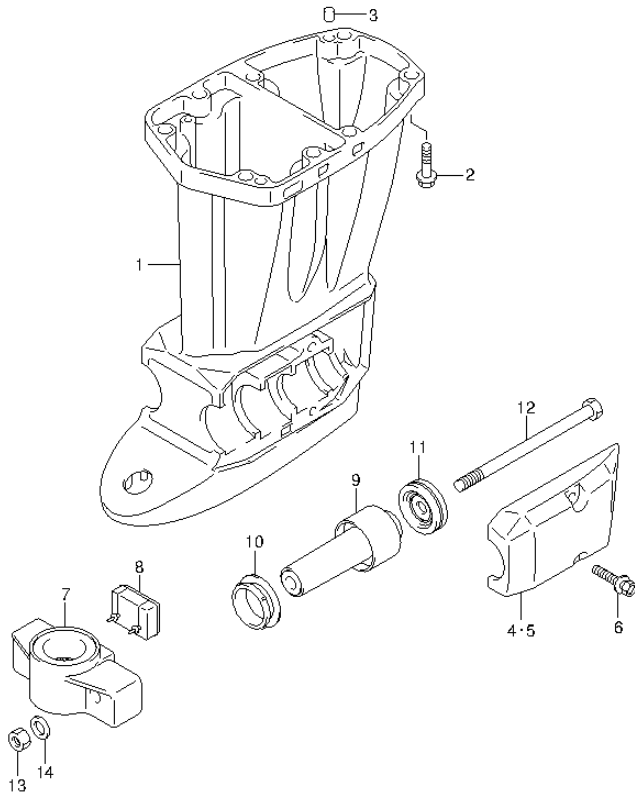


FIG.198 (2-F-7) DRIVE SHAFT HOUSING (DF40AQH E1)

REF NO.	PART NO.	DESCRIPTION	Q'TY	REMARKS
1	52111-88L10-0EP	HOUSING, DRIVE SHAFT (L) (BLACK)	1	
2	09116-10176	BOLT	8	
3	09202-08006	PIN	2	
4	54221-88L00-0EP	COVER, LOWER MOUNT STBD (BLACK)	1	
5	54231-88L00-0EP	COVER, LOWER MOUNT PORT (BLACK)	1	
6	09116-10176	BOLT	4	
7	54211-87J10-0EP	BRACKET, LOWER MOUNT (BLACK)	1	
8	54151-88L00	MOUNT, LOWER THRUST	1	
9	54160-88L10	MOUNT, LOWER	2	
10	54167-87L01	MOUNT, LOWER SIDE	2	
11	54180-88L00	DAMPER, FWD STOPPER	2	
12	54166-95J02	BOLT, LOWER MOUNT (12X200)	2	
13	09159-12014	NUT	2	
14	54114-90J01	WASHER, LOWER MOUNT NUT (12.5X22X3)	2	

FIG.199

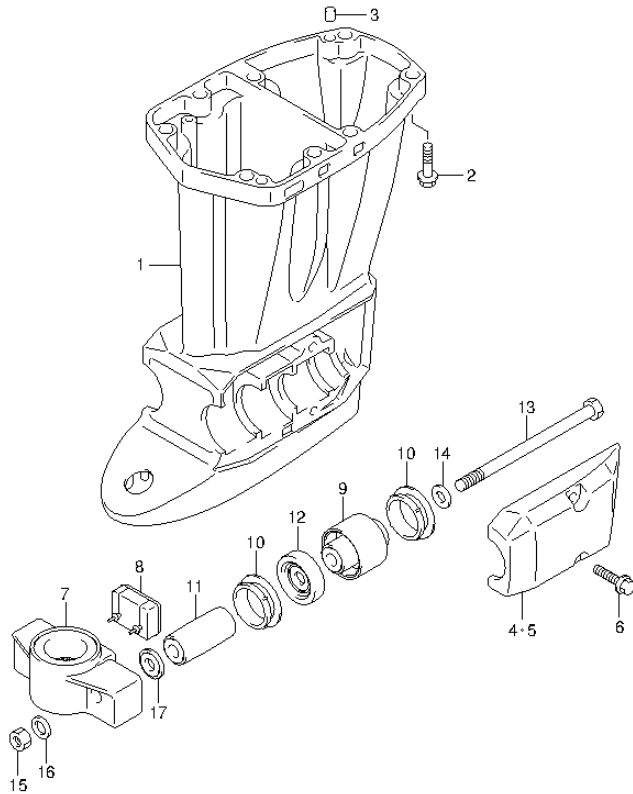


FIG.199 (2-F-8) DRIVE SHAFT HOUSING (DF40AST E34)

REF NO.	PART NO.	DESCRIPTION	Q'TY	REMARKS
1-1	52111-88L00-0EP	HOUSING, DRIVE SHAFT (S) (BLACK)	1	W/TRANSOM(S)
1-2	52111-88L00-Y5S	HOUSING, DRIVE SHAFT (S) (WHITE)	1	W/TRANSOM(S)
1-3	52111-88L10-0EP	HOUSING, DRIVE SHAFT (L) (BLACK)	1	W/TRANSOM(L)
1-4	52111-88L10-Y5S	HOUSING, DRIVE SHAFT (L) (WHITE)	1	W/TRANSOM(L)
2	09116-10176	BOLT	8	
3	09202-08006	PIN	2	
4-1	54221-88L00-0EP	COVER, LOWER MOUNT STBD (BLACK)	1	
4-2	54221-88L00-Y5S	COVER, LOWER MOUNT STBD (WHITE)	1	
5-1	54231-88L00-0EP	COVER, LOWER MOUNT PORT (BLACK)	1	
5-2	54231-88L00-Y5S	COVER, LOWER MOUNT PORT (WHITE)	1	
6	09116-10176	BOLT	4	
7-1	54211-87J10-0EP	BRACKET, LOWER MOUNT (BLACK)	1	
7-2	54211-87J10-Y5S	BRACKET, LOWER MOUNT (WHITE)	1	
8	54151-88L00	MOUNT, LOWER THRUST	1	
9	54160-88L00	MOUNT, LOWER	2	
10	54167-87L01	MOUNT, LOWER SIDE	4	
11	54170-88L00	CUSHION, LOWER MOUNT	2	
12	54180-88L00	DAMPER, FWD STOPPER	2	
13	54166-95J02	BOLT, LOWER MOUNT (12X200)	2	
14	54114-88L00	WASHER, LOWER MOUNT BOLT (12.5X25X3)	2	
15	09159-12014	NUT	2	
16	54114-90J01	WASHER, LOWER MOUNT NUT (12.5X22X3)	2	
17	09160-12113	WASHER (12.5X30X2.5)	2	



FIG.200

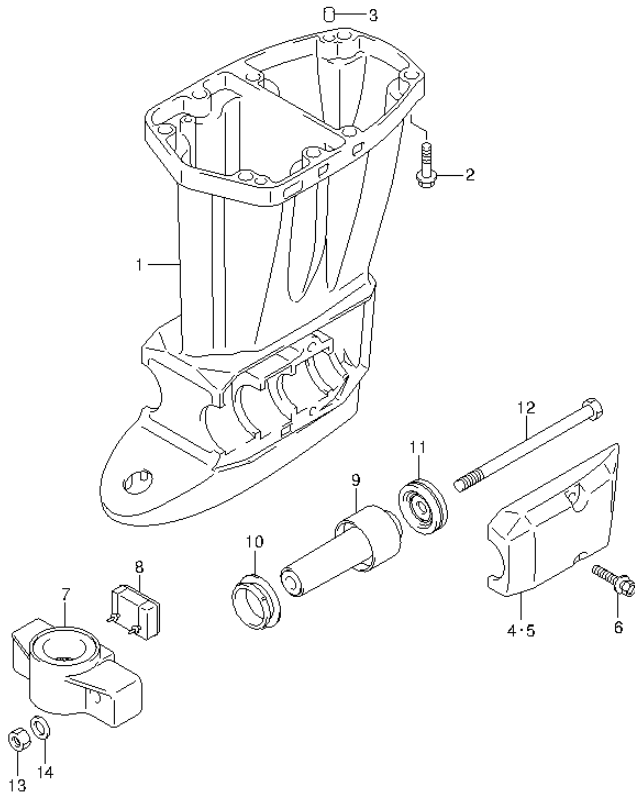


FIG.200 (2-F-9) DRIVE SHAFT HOUSING (DF50A E1)

REF NO.	PART NO.	DESCRIPTION	Q'TY	REMARKS
1-1	52111-88L00-0EP	HOUSING, DRIVE SHAFT (S) (BLACK)	1	W/TRANSOM(S)
1-2	52111-88L10-0EP	HOUSING, DRIVE SHAFT (L) (BLACK)	1	W/TRANSOM(L)
1-3	52111-88L10-Y5S	HOUSING, DRIVE SHAFT (L) (WHITE)	1	W/TRANSOM(L)
2	09116-10176	BOLT	8	
3	09202-08006	PIN	2	
4-1	54221-88L00-0EP	COVER, LOWER MOUNT STBD (BLACK)	1	
4-2	54221-88L00-Y5S	COVER, LOWER MOUNT STBD (WHITE)	1	
5-1	54231-88L00-0EP	COVER, LOWER MOUNT PORT (BLACK)	1	
5-2	54231-88L00-Y5S	COVER, LOWER MOUNT PORT (WHITE)	1	
6	09116-10176	BOLT	4	
7-1	54211-87J10-0EP	BRACKET, LOWER MOUNT (BLACK)	1	
7-2	54211-87J10-Y5S	BRACKET, LOWER MOUNT (WHITE)	1	
8	54151-88L00	MOUNT, LOWER THRUST	1	
9	54160-88L10	MOUNT, LOWER	2	
10	54167-87L01	MOUNT, LOWER SIDE	2	
11	54180-88L00	DAMPER, FWD STOPPER	2	
12	54166-95J02	BOLT, LOWER MOUNT (12X200)	2	
13	09159-12014	NUT	2	
14	54114-90J01	WASHER, LOWER MOUNT NUT (12.5X22X3)	2	



FIG.201

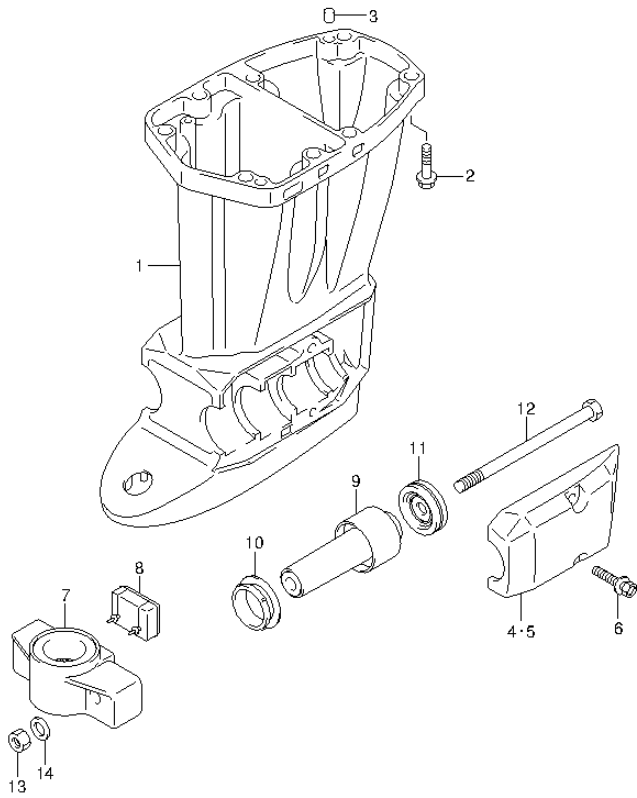


FIG.201 (2-F-10) DRIVE SHAFT HOUSING (DF50ATH E1)

REF NO.	PART NO.	DESCRIPTION	Q'TY	REMARKS
1	52111-88L10-0EP	HOUSING, DRIVE SHAFT (L) (BLACK)	1	
2	09116-10176	BOLT	8	
3	09202-08006	PIN	2	
4	54221-88L00-0EP	COVER, LOWER MOUNT STBD (BLACK)	1	
5	54231-88L00-0EP	COVER, LOWER MOUNT PORT (BLACK)	1	
6	09116-10176	BOLT	4	
7	54211-87J10-0EP	BRACKET, LOWER MOUNT (BLACK)	1	
8	54151-88L00	MOUNT, LOWER THRUST	1	
9	54160-88L10	MOUNT, LOWER	2	
10	54167-87L01	MOUNT, LOWER SIDE	2	
11	54180-88L00	DAMPER, FWD STOPPER	2	
12	54166-95J02	BOLT, LOWER MOUNT (12X200)	2	
13	09159-12014	NUT	2	
14	54114-90J01	WASHER, LOWER MOUNT NUT (12.5X22X3)	2	

FIG.202

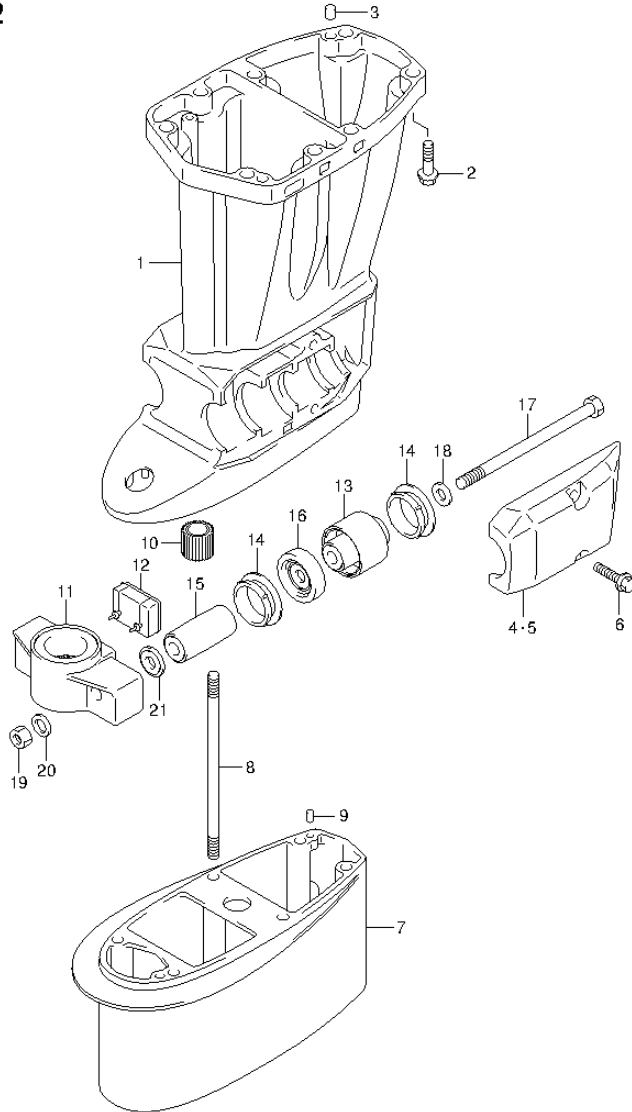


FIG.202 (2-F-11) DRIVE SHAFT HOUSING (DF60A E1)

REF NO.	PART NO.	DESCRIPTION	Q'TY	REMARKS
1-1	52111-88L00-0EP	HOUSING, DRIVE SHAFT (S) (BLACK)	1	W/TRANSOM(S)
1-2	52111-88L10-0EP	HOUSING, DRIVE SHAFT (L,X) (BLACK)	1	W/TRANSOM(L)
1-3	52111-88L10-0EP	HOUSING, DRIVE SHAFT (L,X) (BLACK)	1	W/TRANSOM(X)
1-4	52111-88L10-Y5S	HOUSING, DRIVE SHAFT (L) (WHITE)	1	W/TRANSOM(L)
2	09116-10176	BOLT	8	
3	09202-08006	PIN	2	
4-1	54221-88L00-0EP	COVER, LOWER MOUNT STBD (BLACK)	1	
4-2	54221-88L00-Y5S	COVER, LOWER MOUNT STBD (WHITE)	1	
5-1	54231-88L00-0EP	COVER, LOWER MOUNT PORT (BLACK)	1	
5-2	54231-88L00-Y5S	COVER, LOWER MOUNT PORT (WHITE)	1	
6	09116-10176	BOLT	4	
7	52131-88L00-0EP	CASE, EXTENSION (BLACK)	1	W/TRANSOM(X)
8	09108-08254	STUD BOLT	6	W/TRANSOM(X)
9	09202-06023	PIN	2	W/TRANSOM(X)
10	57130-94301	BUSH, DRIVE SHAFT	1	W/TRANSOM(X)
11-1	54211-87J10-0EP	BRACKET, LOWER MOUNT (BLACK)	1	
11-2	54211-87J10-Y5S	BRACKET, LOWER MOUNT (WHITE)	1	
12	54151-88L00	MOUNT, LOWER THRUST	1	
13	54160-88L00	MOUNT, LOWER	2	
14	54167-87L01	MOUNT, LOWER SIDE	4	
15	54170-88L00	CUSHION, LOWER MOUNT	2	
16	54180-88L00	DAMPER, FWD STOPPER	2	
17	54166-95J02	BOLT, LOWER MOUNT (12X200)	2	
18	54114-88L00	WASHER, LOWER MOUNT BOLT (12.5X25X3)	2	
19	09159-12014	NUT	2	
20	54114-90J01	WASHER, LOWER MOUNT NUT (12.5X22X3)	2	
21	09160-12113	WASHER (12.5X30X2.5)	2	

FIG.203

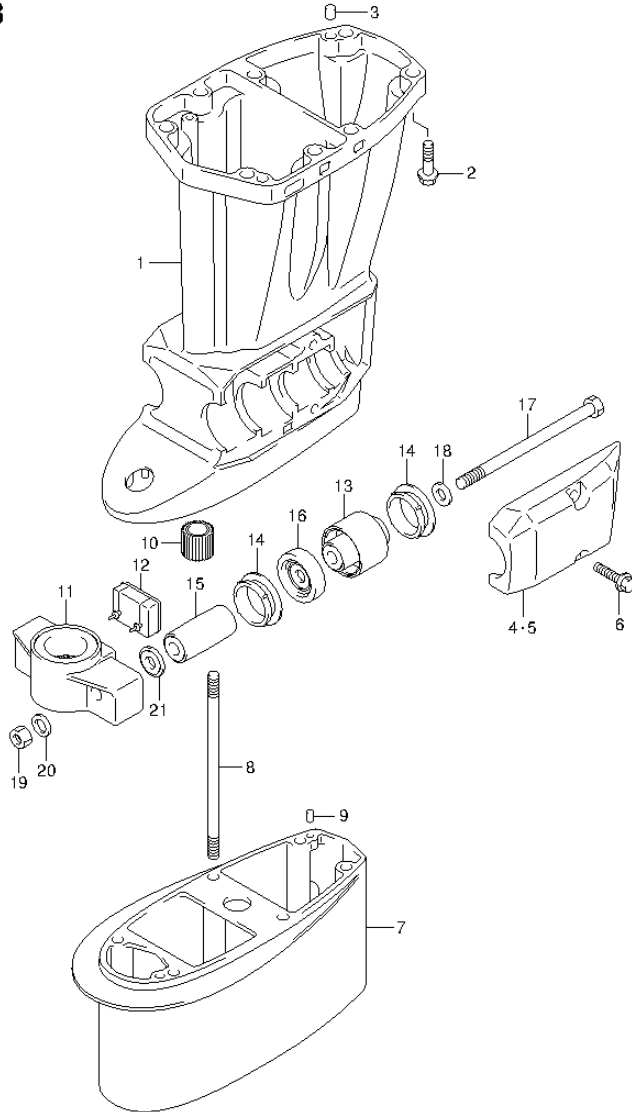


FIG.203 (2-F-12) DRIVE SHAFT HOUSING (DF60A E40)

REF NO.	PART NO.	DESCRIPTION	Q'TY	REMARKS
1-1	52111-88L10-0EP	HOUSING, DRIVE SHAFT (L) (BLACK)	1	W/TRANSOM(L)
1-2	52111-88L10-0EP	HOUSING, DRIVE SHAFT (L) (BLACK)	1	W/TRANSOM(X)
2	09116-10176	BOLT	8	
3	09202-08006	PIN	2	
4	54221-88L00-0EP	COVER, LOWER MOUNT STBD (BLACK)	1	
5	54231-88L00-0EP	COVER, LOWER MOUNT PORT (BLACK)	1	
6	09116-10176	BOLT	4	
7	52131-88L00-0EP	CASE, EXTENSION (BLACK)	1	W/TRANSOM(X)
8	09108-08254	STUD BOLT	6	W/TRANSOM(X)
9	09202-06023	PIN	2	W/TRANSOM(X)
10	57130-94301	BUSH, DRIVE SHAFT	1	W/TRANSOM(X)
11	54211-87J10-0EP	BRACKET, LOWER MOUNT (BLACK)	1	
12	54151-88L00	MOUNT, LOWER THRUST	1	
13	54160-88L00	MOUNT, LOWER	2	
14	54167-87L01	MOUNT, LOWER SIDE	4	
15	54170-88L00	CUSHION, LOWER MOUNT	2	
16	54180-88L00	DAMPER, FWD STOPPER	2	
17	54166-95J02	BOLT, LOWER MOUNT (12X200)	2	
18	54114-88L00	WASHER, LOWER MOUNT BOLT (12.5X25X3)	2	
19	09159-12014	NUT	2	
20	54114-90J01	WASHER, LOWER MOUNT NUT (12.5X22X3)	2	
21	09160-12113	WASHER (12.5X30X2.5)	2	

FIG.204

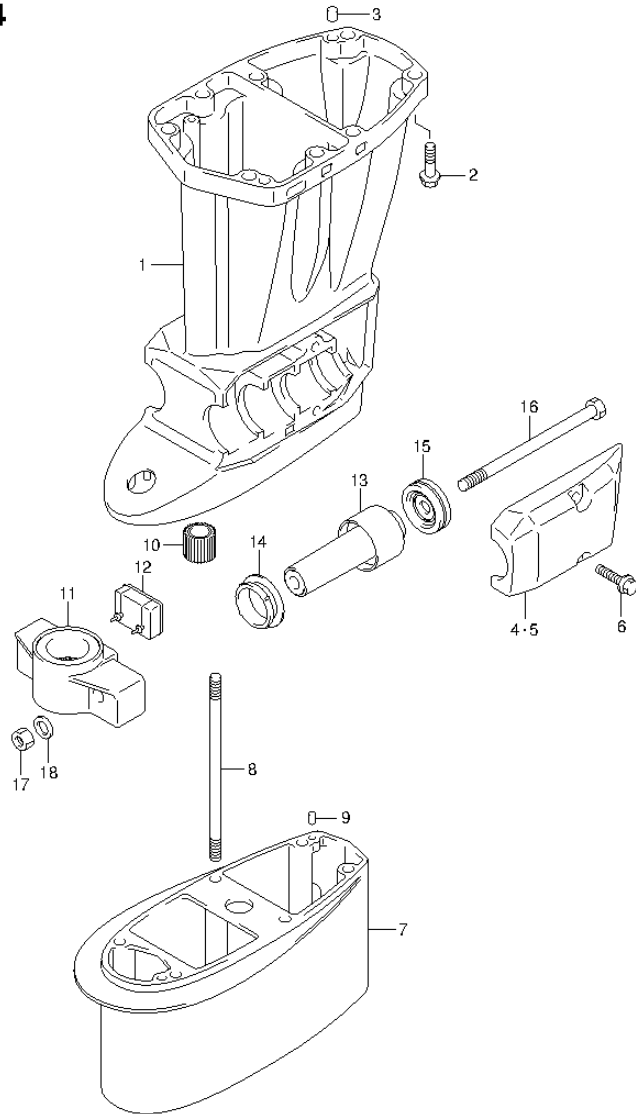


FIG.204 (2-F-13) DRIVE SHAFT HOUSING (DF60AQH E1)

REF NO.	PART NO.	DESCRIPTION	Q'TY	REMARKS
1-1	52111-88L10-0EP	HOUSING, DRIVE SHAFT (L) (BLACK)	1	W/TRANSOM(L)
1-2	52111-88L10-0EP	HOUSING, DRIVE SHAFT (L) (BLACK)	1	W/TRANSOM(X)
2	09116-10176	BOLT	8	
3	09202-08006	PIN	2	
4	54221-88L00-0EP	COVER, LOWER MOUNT STBD (BLACK)	1	
5	54231-88L00-0EP	COVER, LOWER MOUNT PORT (BLACK)	1	
6	09116-10176	BOLT	4	
7	52131-88L00-0EP	CASE, EXTENSION (BLACK)	1	W/TRANSOM(X)
8	09108-08254	STUD BOLT	6	W/TRANSOM(X)
9	09202-06023	PIN	2	W/TRANSOM(X)
10	57130-94301	BUSH, DRIVE SHAFT	1	W/TRANSOM(X)
11	54211-87J10-0EP	BRACKET, LOWER MOUNT (BLACK)	1	
12	54151-88L00	MOUNT, LOWER THRUST	1	
13	54160-88L10	MOUNT, LOWER	2	
14	54167-87L01	MOUNT, LOWER SIDE	2	
15	54180-88L00	DAMPER, FWD STOPPER	2	
16	54166-95J02	BOLT, LOWER MOUNT (12X200)	2	
17	09159-12014	NUT	2	
18	54114-90J01	WASHER, LOWER MOUNT NUT (12.5X22X3)	2	

FIG.205

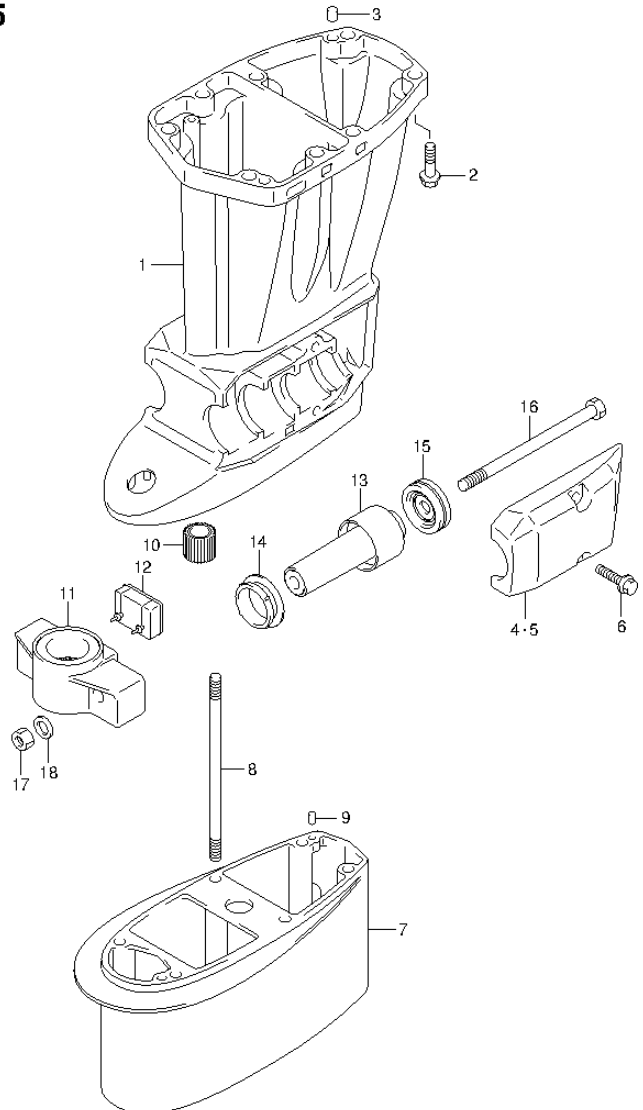


FIG.205 (2-F-14) DRIVE SHAFT HOUSING (DF60AQH E40)

REF NO.	PART NO.	DESCRIPTION	Q'TY	REMARKS
1-1	52111-88L10-0EP	HOUSING, DRIVE SHAFT (L) (BLACK)	1	W/TRANSOM(L)
1-2	52111-88L10-0EP	HOUSING, DRIVE SHAFT (L) (BLACK)	1	W/TRANSOM(X)
2	09116-10176	BOLT	8	
3	09202-08006	PIN	2	
4	54221-88L00-0EP	COVER, LOWER MOUNT STBD (BLACK)	1	
5	54231-88L00-0EP	COVER, LOWER MOUNT PORT (BLACK)	1	
6	09116-10176	BOLT	4	
7	52131-88L00-0EP	CASE, EXTENSION (BLACK)	1	W/TRANSOM(X)
8	09108-08254	STUD BOLT	6	W/TRANSOM(X)
9	09202-06023	PIN	2	W/TRANSOM(X)
10	57130-94301	BUSH, DRIVE SHAFT	1	W/TRANSOM(X)
11	54211-87J10-0EP	BRACKET, LOWER MOUNT (BLACK)	1	
12	54151-88L00	MOUNT, LOWER THRUST	1	
13	54160-88L10	MOUNT, LOWER	2	
14	54167-87L01	MOUNT, LOWER SIDE	2	
15	54180-88L00	DAMPER, FWD STOPPER	2	
16	54166-95J02	BOLT, LOWER MOUNT (12X200)	2	
17	09159-12014	NUT	2	
18	54114-90J01	WASHER, LOWER MOUNT NUT (12.5X22X3)	2	

FIG.206

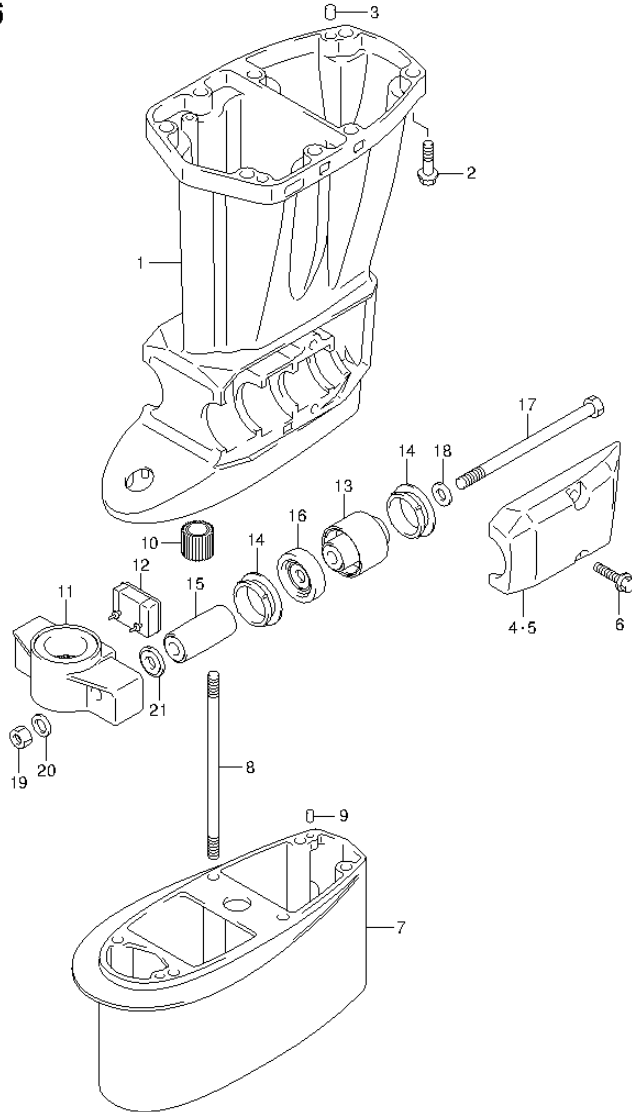


FIG.206 (2-F-15) DRIVE SHAFT HOUSING (DF60ATH E1)

REF NO.	PART NO.	DESCRIPTION	Q'TY	REMARKS
1-1	52111-88L10-0EP	HOUSING, DRIVE SHAFT (L) (BLACK)	1	W/TRANSOM(L)
1-2	52111-88L10-0EP	HOUSING, DRIVE SHAFT (L) (BLACK)	1	W/TRANSOM(X)
2	09116-10176	BOLT	8	
3	09202-08006	PIN	2	
4	54221-88L00-0EP	COVER, LOWER MOUNT STBD (BLACK)	1	
5	54231-88L00-0EP	COVER, LOWER MOUNT PORT (BLACK)	1	
6	09116-10176	BOLT	4	
7	52131-88L00-0EP	CASE, EXTENSION (BLACK)	1	W/TRANSOM(X)
8	09108-08254	STUD BOLT	6	W/TRANSOM(X)
9	09202-06023	PIN	2	W/TRANSOM(X)
10	57130-94301	BUSH, DRIVE SHAFT	1	W/TRANSOM(X)
11	54211-87J10-0EP	BRACKET, LOWER MOUNT (BLACK)	1	
12	54151-88L00	MOUNT, LOWER THRUST	1	
13	54160-88L00	MOUNT, LOWER	2	
14	54167-87L01	MOUNT, LOWER SIDE	4	
15	54170-88L00	CUSHION, LOWER MOUNT	2	
16	54180-88L00	DAMPER, FWD STOPPER	2	
17	54166-95J02	BOLT, LOWER MOUNT (12X200)	2	
18	54114-88L00	WASHER, LOWER MOUNT BOLT (12.5X25X3)	2	
19	09159-12014	NUT	2	
20	54114-90J01	WASHER, LOWER MOUNT NUT (12.5X22X3)	2	
21	09160-12113	WASHER (12.5X30X2.5)	2	

FIG.207

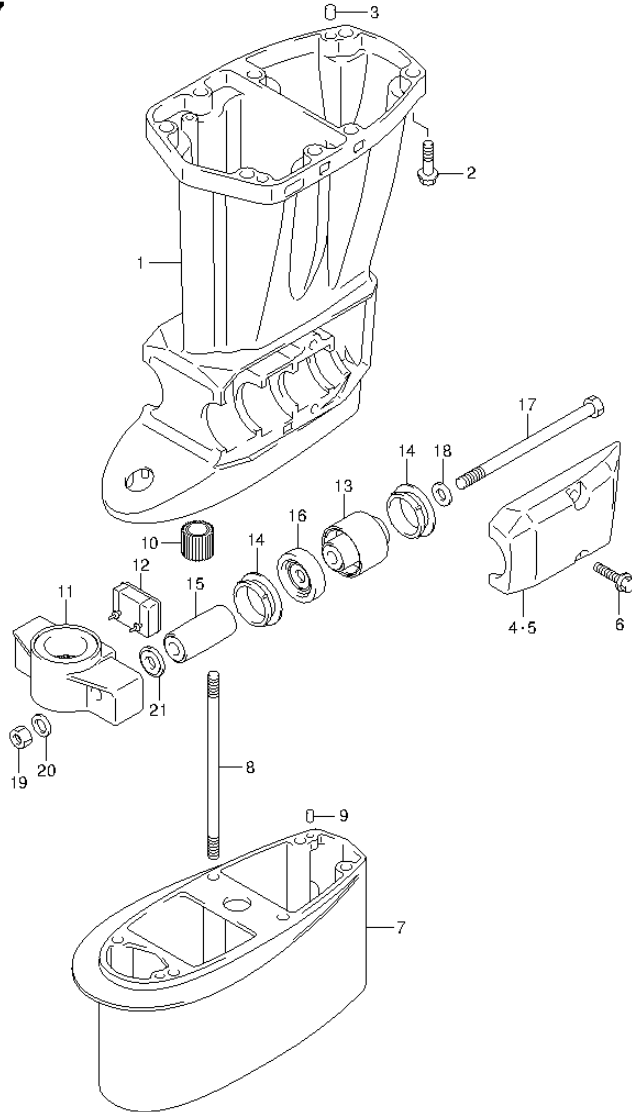


FIG.207 (2-G-2) DRIVE SHAFT HOUSING (DF60ATH E40)

REF NO.	PART NO.	DESCRIPTION	Q'TY	REMARKS
1-1	52111-88L10-0EP	HOUSING, DRIVE SHAFT (L) (BLACK)	1	W/TRANSOM(L)
1-2	52111-88L10-0EP	HOUSING, DRIVE SHAFT (L) (BLACK)	1	W/TRANSOM(X)
2	09116-10176	BOLT	8	
3	09202-08006	PIN	2	
4	54221-88L00-0EP	COVER, LOWER MOUNT STBD (BLACK)	1	
5	54231-88L00-0EP	COVER, LOWER MOUNT PORT (BLACK)	1	
6	09116-10176	BOLT	4	
7	52131-88L00-0EP	CASE, EXTENSION (BLACK)	1	W/TRANSOM(X)
8	09108-08254	STUD BOLT	6	W/TRANSOM(X)
9	09202-06023	PIN	2	W/TRANSOM(X)
10	57130-94301	BUSH, DRIVE SHAFT	1	W/TRANSOM(X)
11	54211-87J10-0EP	BRACKET, LOWER MOUNT (BLACK)	1	
12	54151-88L00	MOUNT, LOWER THRUST	1	
13	54160-88L00	MOUNT, LOWER	2	
14	54167-87L01	MOUNT, LOWER SIDE	4	
15	54170-88L00	CUSHION, LOWER MOUNT	2	
16	54180-88L00	DAMPER, FWD STOPPER	2	
17	54166-95J02	BOLT, LOWER MOUNT (12X200)	2	
18	54114-88L00	WASHER, LOWER MOUNT BOLT (12.5X25X3)	2	
19	09159-12014	NUT	2	
20	54114-90J01	WASHER, LOWER MOUNT NUT (12.5X22X3)	2	
21	09160-12113	WASHER (12.5X30X2.5)	2	

FIG.208

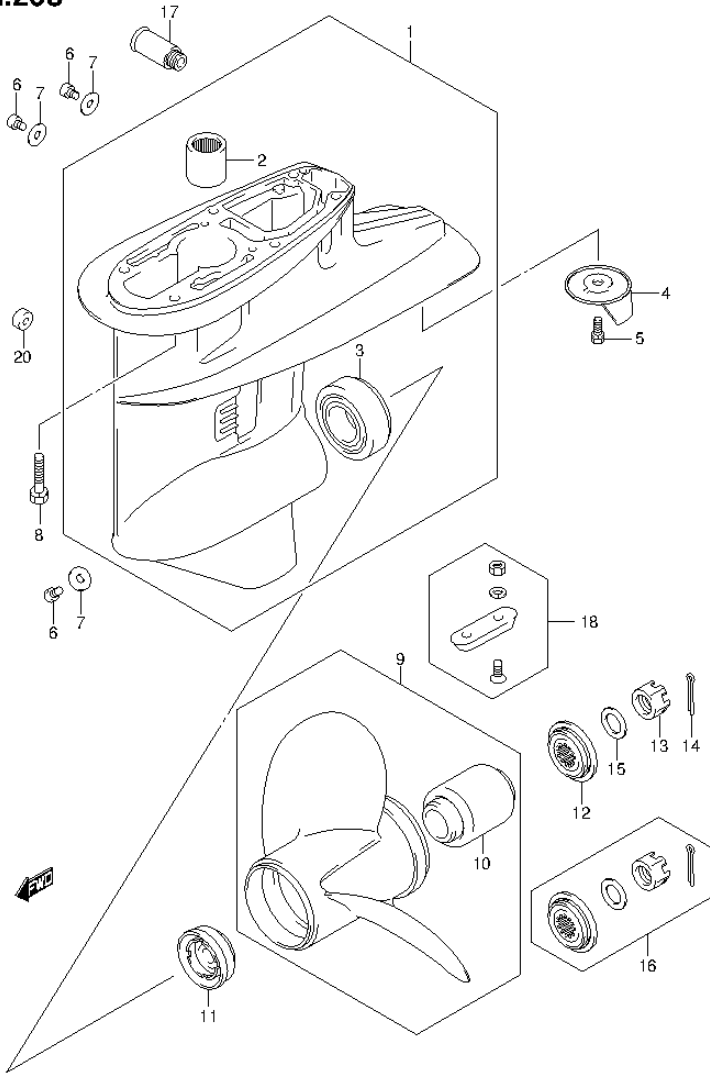


FIG.208 (2-G-3) GEAR CASE (DF40A E1)

REF NO.	PART NO.	DESCRIPTION	Q'TY	REMARKS
1-1	55100-87J50-0EP	CASE ASSY, GEAR (BLACK)	1	
1-2	55100-87J50-Y5S	CASE ASSY, GEAR (WHITE)	1	
2	09263-22039	.BEARING (22X30X30)	1	
3	09265-30004	.BEARING (30X62X17.25)	1	
4	55125-95500	TAB, TRIM	1	
5	09117-08037	BOLT (8X16)	1	
6	09248-10008	PLUG	3	
7	09168-10022	GASKET (10X17X1.5)	3	
8	09116-08131	BOLT (8X45)	6	W/TRANSOM(S) W/TRANSOM(L)
9-1	58100-88L03-019	PROPELLER (3X11-1/2X9) (BLACK)	1	
9-2	58100-88L13-019	PROPELLER (3X11-1/2X10) (BLACK)	1	
9-3	58100-88L23-019	PROPELLER (3X11-1/2X11) (BLACK)	1	
9-4	58100-88LA0-019	PROPELLER (3X11-5/8X12) (BLACK)	1	
9-5	58100-88LB0-019	PROPELLER (3X11-1/2X13) (BLACK)	1	
9-6	58100-88L52-019	PROPELLER (3X11-3/8X14) (BLACK)	1	
9-7	58100-88L62-019	PROPELLER (3X11-1/4X15) (BLACK)	1	
9-8	58100-88L72-019	PROPELLER (3X11-1/8X16) (BLACK)	1	
9-9	58100-88L83-019	PROPELLER (3X11X17) (BLACK)	1	
10	58120-88L01	.BUSH, PROPELLER	1	
11	57632-95320	STOPPER, PROPELLER BUSH	1	
12	57633-94300	SPACER, PROPELLER NUT	1	
13	09141-18005	NUT	1	
14	09204-03003	PIN	1	
15	09160-18028	WASHER (18.5X31X1)	1	
16	57630-94300	KIT, PROPELLER NUT	1	OPT
17	55181-95200	ATTACHMENT, FLUSH HOSE	1	OPT
18	55300-95500	ZINK ASSY, PROTECTION	1	OPT
19	25700-88L00	SEALING KIT, GEAR CASE	1	OPT
20	55321-87J10	ANODE(MAGNESIUM)	1	NOT ILLUSTRATED OPT

FIG.209

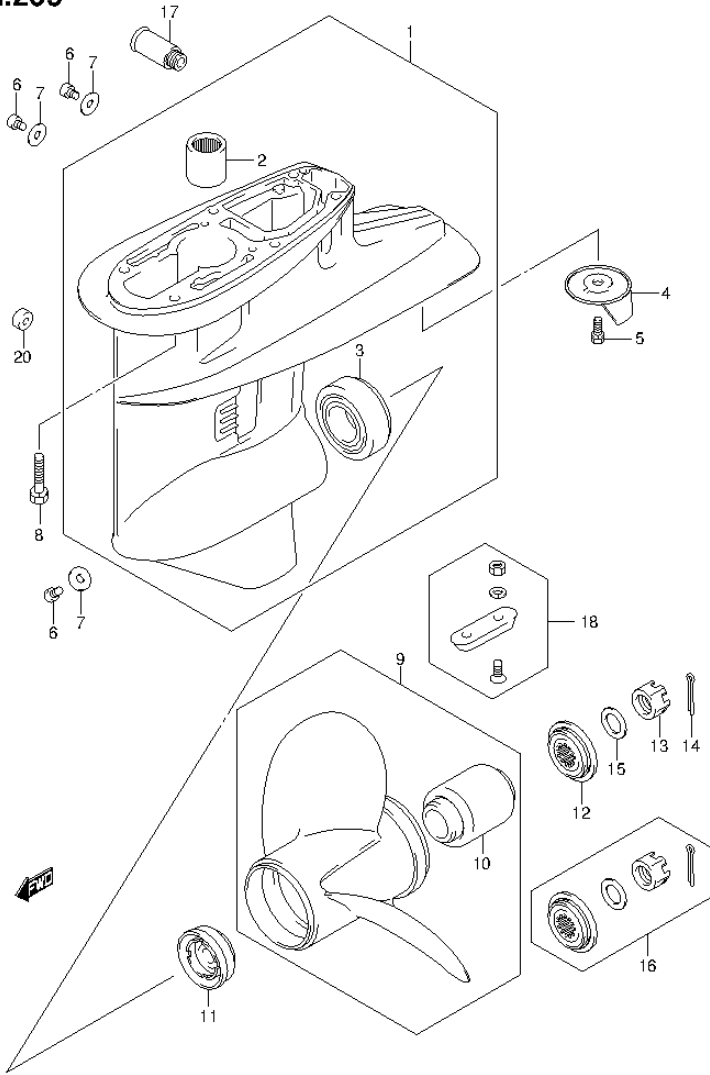


FIG.209 (2-G-4) GEAR CASE (DF40AQH E1)

REF NO.	PART NO.	DESCRIPTION	Q'TY	REMARKS
1	55100-87J50-0EP	CASE ASSY, GEAR (BLACK)	1	
2	09263-22039	.BEARING (22X30X30)	1	
3	09265-30004	.BEARING (30X62X17.25)	1	
4	55125-95500	TAB, TRIM	1	
5	09117-08037	BOLT (8X16)	1	
6	09248-10008	PLUG	3	
7	09168-10022	GASKET (10X17X1.5)	3	
8	09116-08131	BOLT (8X45)	6	
9-1	58100-88L03-019	PROPELLER (3X11-1/2X9) (BLACK)	1	
9-2	58100-88L13-019	PROPELLER (3X11-1/2X10) (BLACK)	1	
9-3	58100-88L23-019	PROPELLER (3X11-1/2X11) (BLACK)	1	
9-4	58100-88LA0-019	PROPELLER (3X11-5/8X12) (BLACK)	1	
9-5	58100-88LB0-019	PROPELLER (3X11-1/2X13) (BLACK)	1	
9-6	58100-88L52-019	PROPELLER (3X11-3/8X14) (BLACK)	1	
9-7	58100-88L62-019	PROPELLER (3X11-1/4X15) (BLACK)	1	
9-8	58100-88L72-019	PROPELLER (3X11-1/8X16) (BLACK)	1	
9-9	58100-88L83-019	PROPELLER (3X11X17) (BLACK)	1	
10	58120-88L01	.BUSH, PROPELLER	1	
11	57632-95320	STOPPER, PROPELLER BUSH	1	
12	57633-94300	SPACER, PROPELLER NUT	1	
13	09141-18005	NUT	1	
14	09204-03003	PIN	1	
15	09160-18028	WASHER (18.5X31X1)	1	
16	57630-94300	KIT, PROPELLER NUT	1	OPT
17	55181-95200	ATTACHMENT, FLUSH HOSE	1	OPT
18	55300-95500	ZINK ASSY, PROTECTION	1	OPT
19	25700-88L00	SEALING KIT, GEAR CASE	1	OPT
				NOT ILLUSTRATED
20	55321-87J10	ANODE(MAGNESIUM)	1	OPT

FIG.210

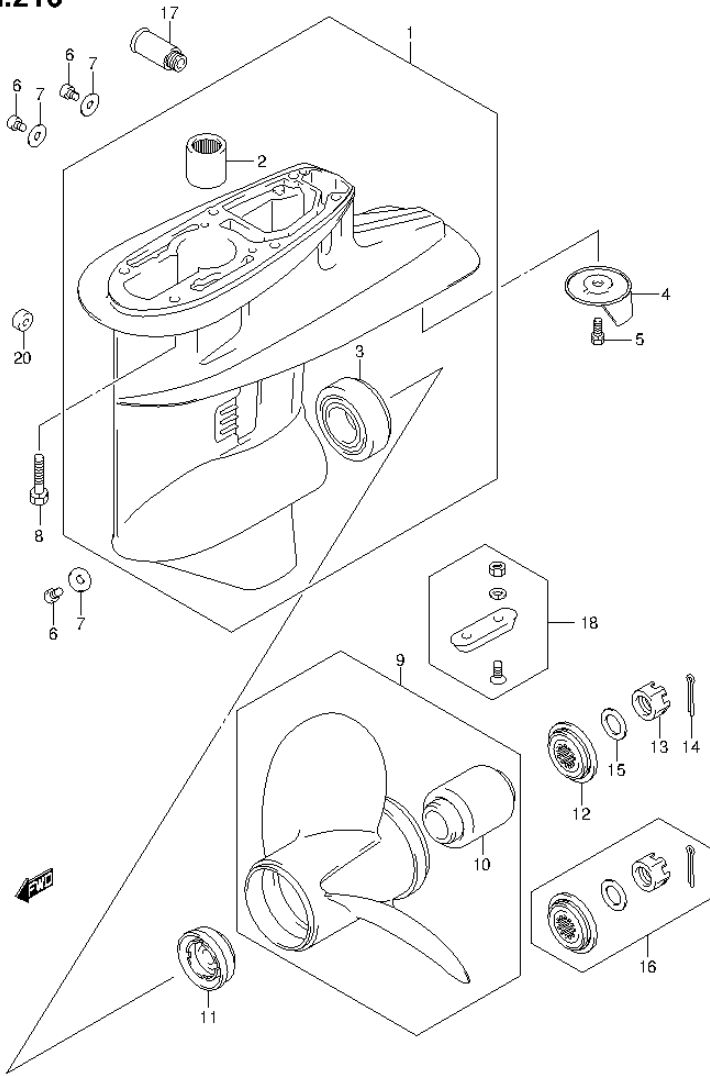


FIG.210 (2-G-5) GEAR CASE (DF40AST E34)

REF NO.	PART NO.	DESCRIPTION	Q'TY	REMARKS
1-1	55100-87J50-0EP	CASE ASSY, GEAR (BLACK)	1	
1-2	55100-87J50-Y5S	CASE ASSY, GEAR (WHITE)	1	
2	09263-22039	.BEARING (22X30X30)	1	
3	09265-30004	.BEARING (30X62X17.25)	1	
4	55125-95500	TAB, TRIM	1	
5	09117-08037	BOLT (8X16)	1	
6	09248-10008	PLUG	3	
7	09168-10022	GASKET (10X17X1.5)	3	
8	09116-08131	BOLT (8X45)	6	W/TRANSOM(S) W/TRANSOM(L)
9-1	58100-88L03-019	PROPELLER (3X11-1/2X9) (BLACK)	1	
9-2	58100-88L13-019	PROPELLER (3X11-1/2X10) (BLACK)	1	
9-3	58100-88L23-019	PROPELLER (3X11-1/2X11) (BLACK)	1	
9-4	58100-88LA0-019	PROPELLER (3X11-5/8X12) (BLACK)	1	
9-5	58100-88LB0-019	PROPELLER (3X11-1/2X13) (BLACK)	1	
9-6	58100-88L52-019	PROPELLER (3X11-3/8X14) (BLACK)	1	
9-7	58100-88L62-019	PROPELLER (3X11-1/4X15) (BLACK)	1	
9-8	58100-88L72-019	PROPELLER (3X11-1/8X16) (BLACK)	1	
9-9	58100-88L83-019	PROPELLER (3X11X17) (BLACK)	1	
10	58120-88L01	.BUSH, PROPELLER	1	
11	57632-95320	STOPPER, PROPELLER BUSH	1	
12	57633-94300	SPACER, PROPELLER NUT	1	
13	09141-18005	NUT	1	
14	09204-03003	PIN	1	
15	09160-18028	WASHER (18.5X31X1)	1	
16	57630-94300	KIT, PROPELLER NUT	1	OPT
17	55181-95200	ATTACHMENT, FLUSH HOSE	1	OPT
18	55300-95500	ZINK ASSY, PROTECTION	1	OPT
19	25700-88L00	SEALING KIT, GEAR CASE	1	OPT
				NOT ILLUSTRATED
20	55321-87J10	ANODE(MAGNESIUM)	1	OPT

FIG.211

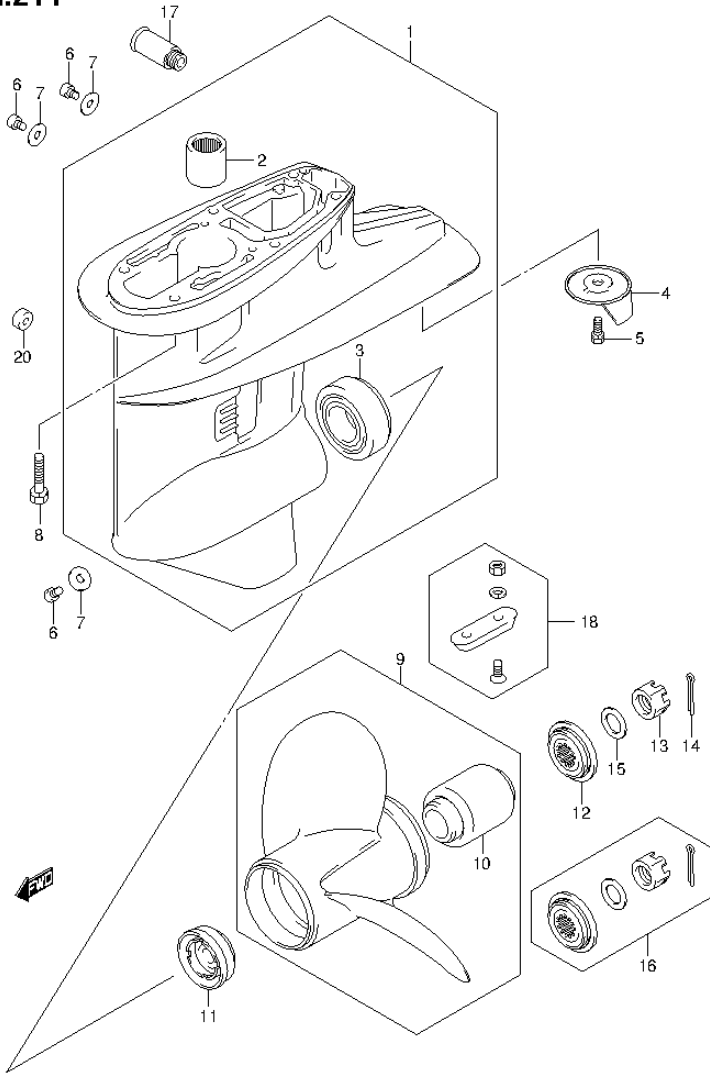


FIG.211 (2-G-6) GEAR CASE (DF50A E1)

REF NO.	PART NO.	DESCRIPTION	Q'TY	REMARKS
1-1	55100-87J50-0EP	CASE ASSY, GEAR (BLACK)	1	
1-2	55100-87J50-Y5S	CASE ASSY, GEAR (WHITE)	1	
2	09263-22039	.BEARING (22X30X30)	1	
3	09265-30004	.BEARING (30X62X17.25)	1	
4	55125-95500	TAB, TRIM	1	
5	09117-08037	BOLT (8X16)	1	
6	09248-10008	PLUG	3	
7	09168-10022	GASKET (10X17X1.5)	3	
8	09116-08131	BOLT (8X45)	6	W/TRANSOM(S) W/TRANSOM(L)
9-1	58100-88L03-019	PROPELLER (3X11-1/2X9) (BLACK)	1	
9-2	58100-88L13-019	PROPELLER (3X11-1/2X10) (BLACK)	1	
9-3	58100-88L23-019	PROPELLER (3X11-1/2X11) (BLACK)	1	
9-4	58100-88LA0-019	PROPELLER (3X11-5/8X12) (BLACK)	1	
9-5	58100-88LB0-019	PROPELLER (3X11-1/2X13) (BLACK)	1	
9-6	58100-88L52-019	PROPELLER (3X11-3/8X14) (BLACK)	1	
9-7	58100-88L62-019	PROPELLER (3X11-1/4X15) (BLACK)	1	
9-8	58100-88L72-019	PROPELLER (3X11-1/8X16) (BLACK)	1	
9-9	58100-88L83-019	PROPELLER (3X11X17) (BLACK)	1	
10	58120-88L01	.BUSH, PROPELLER	1	
11	57632-95320	STOPPER, PROPELLER BUSH	1	
12	57633-94300	SPACER, PROPELLER NUT	1	
13	09141-18005	NUT	1	
14	09204-03003	PIN	1	
15	09160-18028	WASHER (18.5X31X1)	1	
16	57630-94300	KIT, PROPELLER NUT	1	OPT
17	55181-95200	ATTACHMENT, FLUSH HOSE	1	OPT
18	55300-95500	ZINK ASSY, PROTECTION	1	OPT
19	25700-88L00	SEALING KIT, GEAR CASE	1	OPT
				NOT ILLUSTRATED
20	55321-87J10	ANODE(MAGNESIUM)	1	OPT

FIG.212

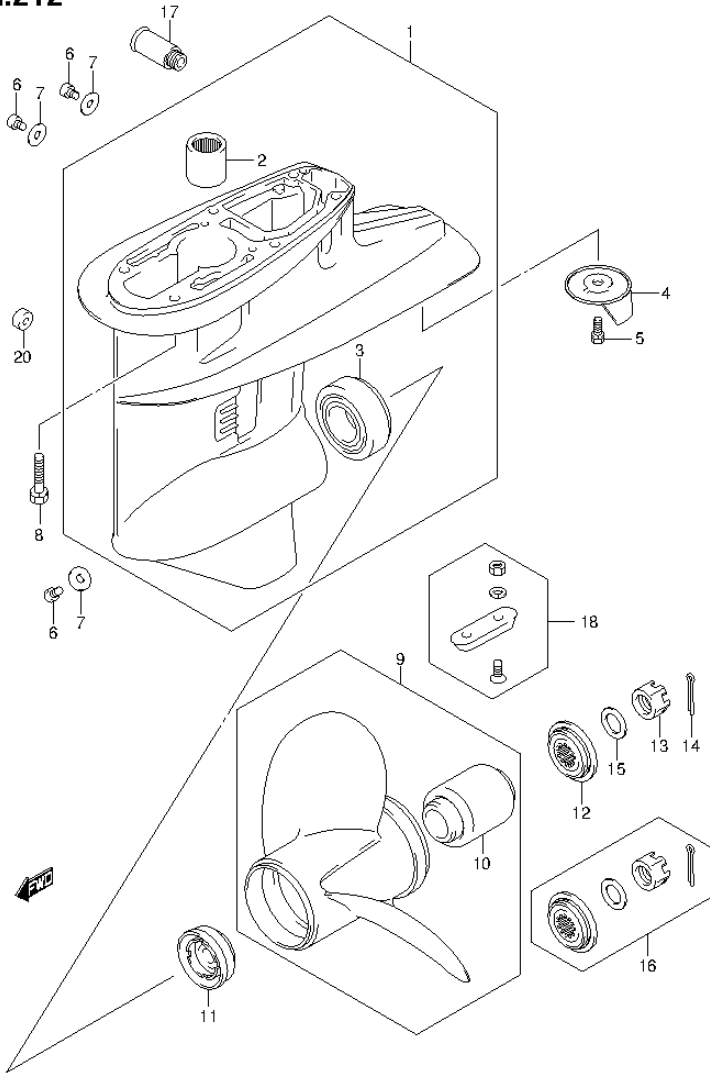


FIG.212 (2-G-7) GEAR CASE (DF50ATH E1)

REF NO.	PART NO.	DESCRIPTION	Q'TY	REMARKS
1	55100-87J50-0EP	CASE ASSY, GEAR (BLACK)	1	
2	09263-22039	.BEARING (22X30X30)	1	
3	09265-30004	.BEARING (30X62X17.25)	1	
4	55125-95500	TAB, TRIM	1	
5	09117-08037	BOLT (8X16)	1	
6	09248-10008	PLUG	3	
7	09168-10022	GASKET (10X17X1.5)	3	
8	09116-08131	BOLT (8X45)	6	
9-1	58100-88L03-019	PROPELLER (3X11-1/2X9) (BLACK)	1	
9-2	58100-88L13-019	PROPELLER (3X11-1/2X10) (BLACK)	1	
9-3	58100-88L23-019	PROPELLER (3X11-1/2X11) (BLACK)	1	
9-4	58100-88LA0-019	PROPELLER (3X11-5/8X12) (BLACK)	1	
9-5	58100-88LB0-019	PROPELLER (3X11-1/2X13) (BLACK)	1	
9-6	58100-88L52-019	PROPELLER (3X11-3/8X14) (BLACK)	1	
9-7	58100-88L62-019	PROPELLER (3X11-1/4X15) (BLACK)	1	
9-8	58100-88L72-019	PROPELLER (3X11-1/8X16) (BLACK)	1	
9-9	58100-88L83-019	PROPELLER (3X11X17) (BLACK)	1	
10	58120-88L01	.BUSH, PROPELLER	1	
11	57632-95320	STOPPER, PROPELLER BUSH	1	
12	57633-94300	SPACER, PROPELLER NUT	1	
13	09141-18005	NUT	1	
14	09204-03003	PIN	1	
15	09160-18028	WASHER (18.5X31X1)	1	
16	57630-94300	KIT, PROPELLER NUT	1	OPT
17	55181-95200	ATTACHMENT, FLUSH HOSE	1	OPT
18	55300-95500	ZINK ASSY, PROTECTION	1	OPT
19	25700-88L00	SEALING KIT, GEAR CASE	1	OPT
				NOT ILLUSTRATED
20	55321-87J10	ANODE(MAGNESIUM)	1	OPT

FIG.213

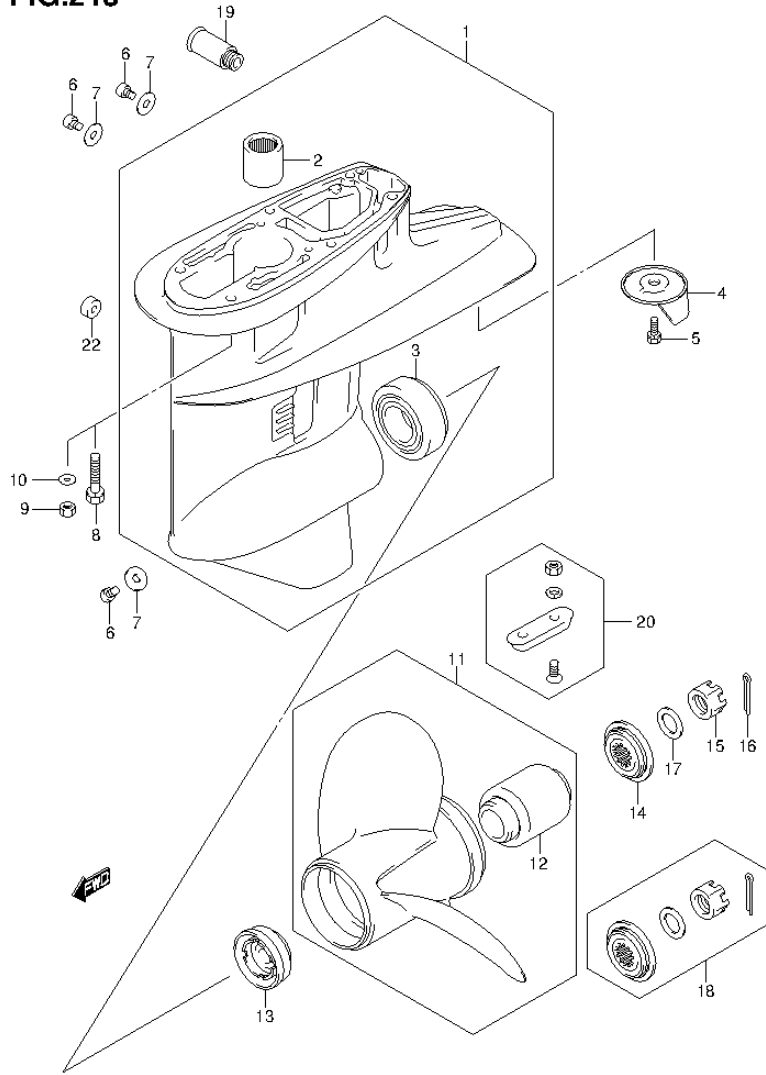


FIG.213 (2-G-8) GEAR CASE (DF60A E1)

REF NO.	PART NO.	DESCRIPTION	Q'TY	REMARKS
1-1	55100-87J50-0EP	CASE ASSY, GEAR (BLACK)	1	
1-2	55100-87J50-Y5S	CASE ASSY, GEAR (WHITE)	1	
2	09263-22039	.BEARING (22X30X30)	1	
3	09265-30004	.BEARING (30X62X17.25)	1	
4	55125-95500	TAB, TRIM	1	
5	09117-08037	BOLT (8X16)	1	
6	09248-10008	PLUG	3	
7	09168-10022	GASKET (10X17X1.5)	3	
8	09116-08131	BOLT (8X45)	6	W/TRANSOM(S)
				W/TRANSOM(L)
				W/TRANSOM(X)
				W/TRANSOM(X)
9	09140-08023-XC0	NUT	6	
10	09160-08082	WASHER (8.5X16X1.2)	6	
11-1	58100-88L03-019	PROPELLER (3X11-1/2X9) (BLACK)	1	
11-2	58100-88L13-019	PROPELLER (3X11-1/2X10) (BLACK)	1	
11-3	58100-88L23-019	PROPELLER (3X11-1/2X11) (BLACK)	1	
11-4	58100-88LA0-019	PROPELLER (3X11-5/8X12) (BLACK)	1	
11-5	58100-88LB0-019	PROPELLER (3X11-1/2X13) (BLACK)	1	
11-6	58100-88L52-019	PROPELLER (3X11-3/8X14) (BLACK)	1	
11-7	58100-88L62-019	PROPELLER (3X11-1/4X15) (BLACK)	1	
11-8	58100-88L72-019	PROPELLER (3X11-1/8X16) (BLACK)	1	
11-9	58100-88L83-019	PROPELLER (3X11X17) (BLACK)	1	
12	58120-88L01	.BUSH, PROPELLER	1	
13	57632-95320	STOPPER, PROPELLER BUSH	1	
14	57633-94300	SPACER, PROPELLER NUT	1	
15	09141-18005	NUT	1	
16	09204-03003	PIN	1	
17	09160-18028	WASHER (18.5X31X1)	1	

FIG.213

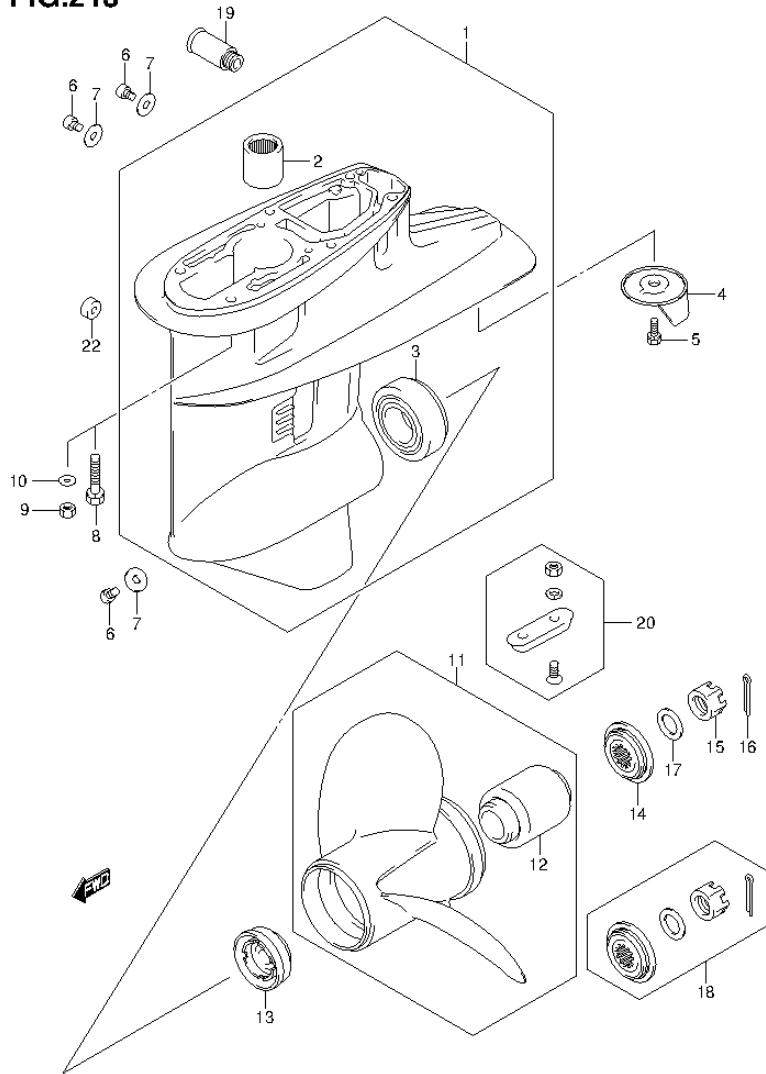


FIG.213 (2-G-9) GEAR CASE (DF60A E1)

REF NO.	PART NO.	DESCRIPTION	Q'TY	REMARKS
18	57630-94300	KIT, PROPELLER NUT	1	OPT
19	55181-95200	ATTACHMENT, FLUSH HOSE	1	OPT
20	55300-95500	ZINK ASSY, PROTECTION	1	OPT
21	25700-88L00	SEALING KIT, GEAR CASE	1	OPT
22	55321-87J10	ANODE(MAGNESIUM)	1	NOT ILLUSTRATED

FIG.214

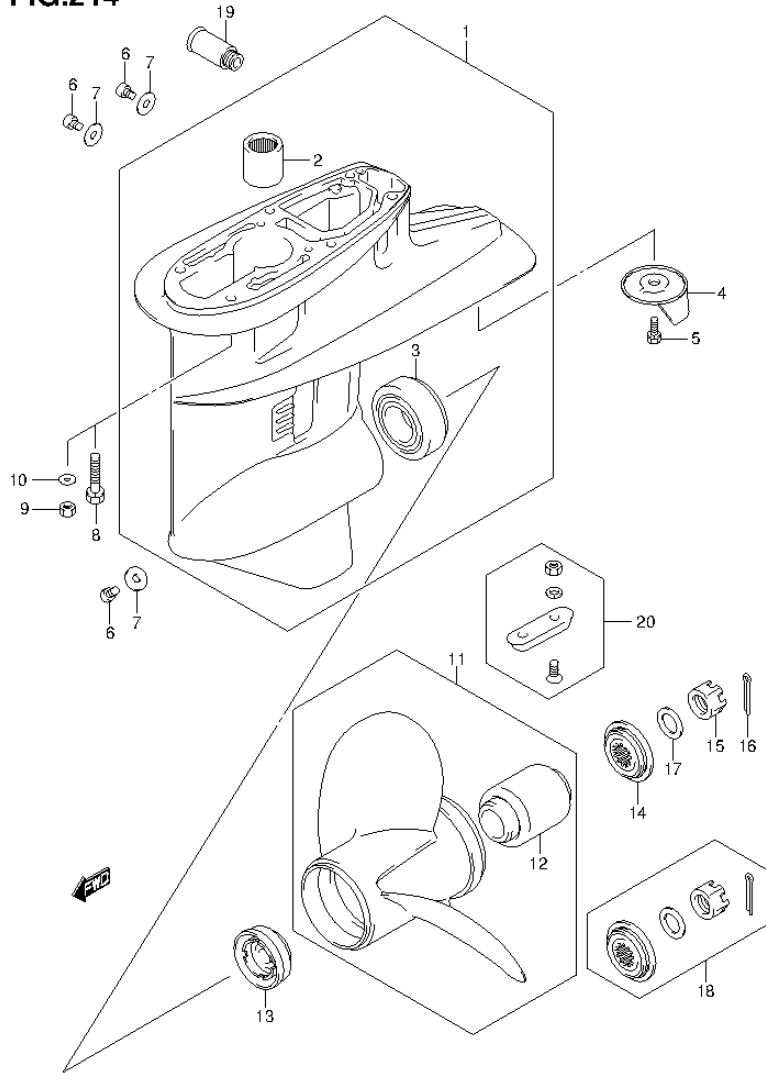


FIG.214 (2-G-10) GEAR CASE (DF60A E40)

REF NO.	PART NO.	DESCRIPTION	Q'TY	REMARKS
1	55100-87J50-0EP	CASE ASSY, GEAR (BLACK)	1	
2	09263-22039	.BEARING (22X30X30)	1	
3	09265-30004	.BEARING (30X62X17.25)	1	
4	55125-95500	TAB, TRIM	1	
5	09117-08037	BOLT (8X16)	1	
6	09248-10008	PLUG	3	
7	09168-10022	GASKET (10X17X1.5)	3	
8	09116-08131	BOLT (8X45)	6	W/TRANSOM(L)
9	09140-08023-XC0	NUT	6	W/TRANSOM(X)
10	09160-08082	WASHER (8.5X16X1.2)	6	W/TRANSOM(X)
11-1	58100-88L03-019	PROPELLER (3X11-1/2X9) (BLACK)	1	
11-2	58100-88L13-019	PROPELLER (3X11-1/2X10) (BLACK)	1	
11-3	58100-88L23-019	PROPELLER (3X11-1/2X11) (BLACK)	1	
11-4	58100-88LA0-019	PROPELLER (3X11-5/8X12) (BLACK)	1	
11-5	58100-88LB0-019	PROPELLER (3X11-1/2X13) (BLACK)	1	
11-6	58100-88L52-019	PROPELLER (3X11-3/8X14) (BLACK)	1	
11-7	58100-88L62-019	PROPELLER (3X11-1/4X15) (BLACK)	1	
11-8	58100-88L72-019	PROPELLER (3X11-1/8X16) (BLACK)	1	
11-9	58100-88L83-019	PROPELLER (3X11X17) (BLACK)	1	
12	58120-88L01	.BUSH, PROPELLER	1	
13	57632-95320	STOPPER, PROPELLER BUSH	1	
14	57633-94300	SPACER, PROPELLER NUT	1	
15	09141-18005	NUT	1	
16	09204-03003	PIN	1	
17	09160-18028	WASHER (18.5X31X1)	1	
18	57630-94300	KIT, PROPELLER NUT	1	OPT
19	55181-95200	ATTACHMENT, FLUSH HOSE	1	OPT
20	55300-95500	ZINK ASSY, PROTECTION	1	OPT
21	25700-88L00	SEALING KIT, GEAR CASE	1	OPT
				NOT ILLUSTRATED

FIG.215

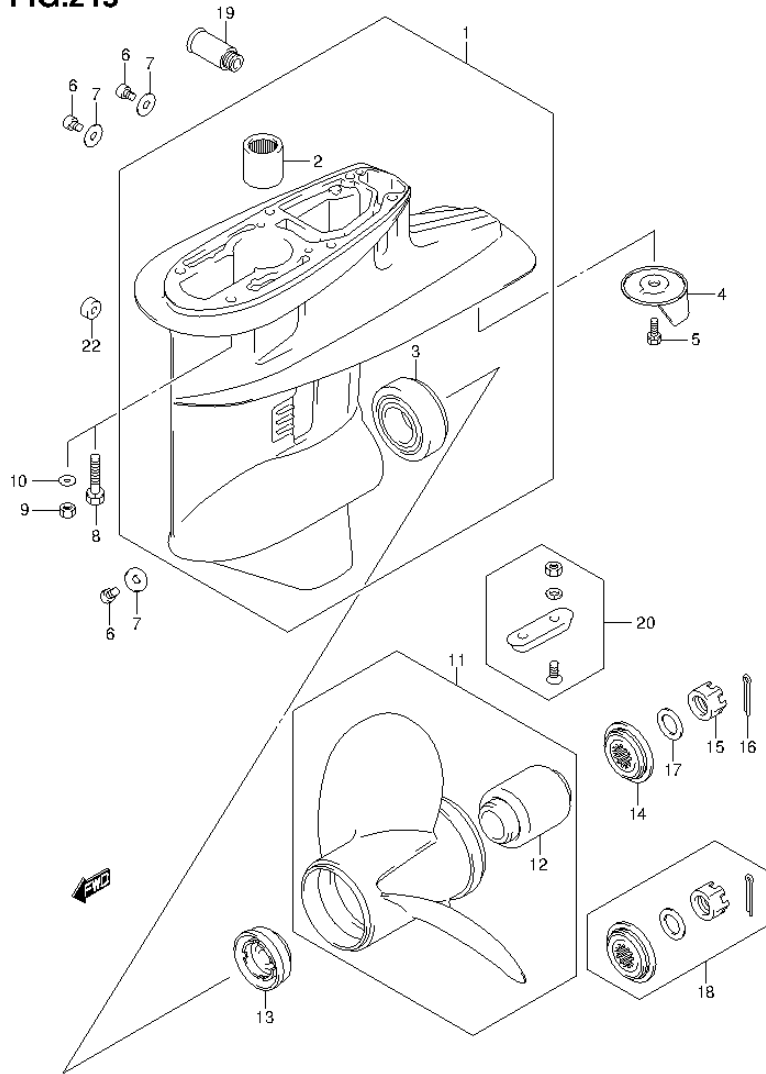


FIG.215 (2-G-11) GEAR CASE (DF60AQH E1)

REF NO.	PART NO.	DESCRIPTION	Q'TY	REMARKS
1	55100-87J50-0EP	CASE ASSY, GEAR (BLACK)	1	
2	09263-22039	.BEARING (22X30X30)	1	
3	09265-30004	.BEARING (30X62X17.25)	1	
4	55125-95500	TAB, TRIM	1	
5	09117-08037	BOLT (8X16)	1	
6	09248-10008	PLUG	3	
7	09168-10022	GASKET (10X17X1.5)	3	
8	09116-08131	BOLT (8X45)	6	W/TRANSOM(L)
9	09140-08023-XC0	NUT	6	W/TRANSOM(X)
10	09160-08082	WASHER (8.5X16X1.2)	6	W/TRANSOM(X)
11-1	58100-88L03-019	PROPELLER (3X11-1/2X9) (BLACK)	1	
11-2	58100-88L13-019	PROPELLER (3X11-1/2X10) (BLACK)	1	
11-3	58100-88L23-019	PROPELLER (3X11-1/2X11) (BLACK)	1	
11-4	58100-88LA0-019	PROPELLER (3X11-5/8X12) (BLACK)	1	
11-5	58100-88LB0-019	PROPELLER (3X11-1/2X13) (BLACK)	1	
11-6	58100-88L52-019	PROPELLER (3X11-3/8X14) (BLACK)	1	
11-7	58100-88L62-019	PROPELLER (3X11-1/4X15) (BLACK)	1	
11-8	58100-88L72-019	PROPELLER (3X11-1/8X16) (BLACK)	1	
11-9	58100-88L83-019	PROPELLER (3X11X17) (BLACK)	1	
12	58120-88L01	.BUSH, PROPELLER	1	
13	57632-95320	STOPPER, PROPELLER BUSH	1	
14	57633-94300	SPACER, PROPELLER NUT	1	
15	09141-18005	NUT	1	
16	09204-03003	PIN	1	
17	09160-18028	WASHER (18.5X31X1)	1	

FIG.215

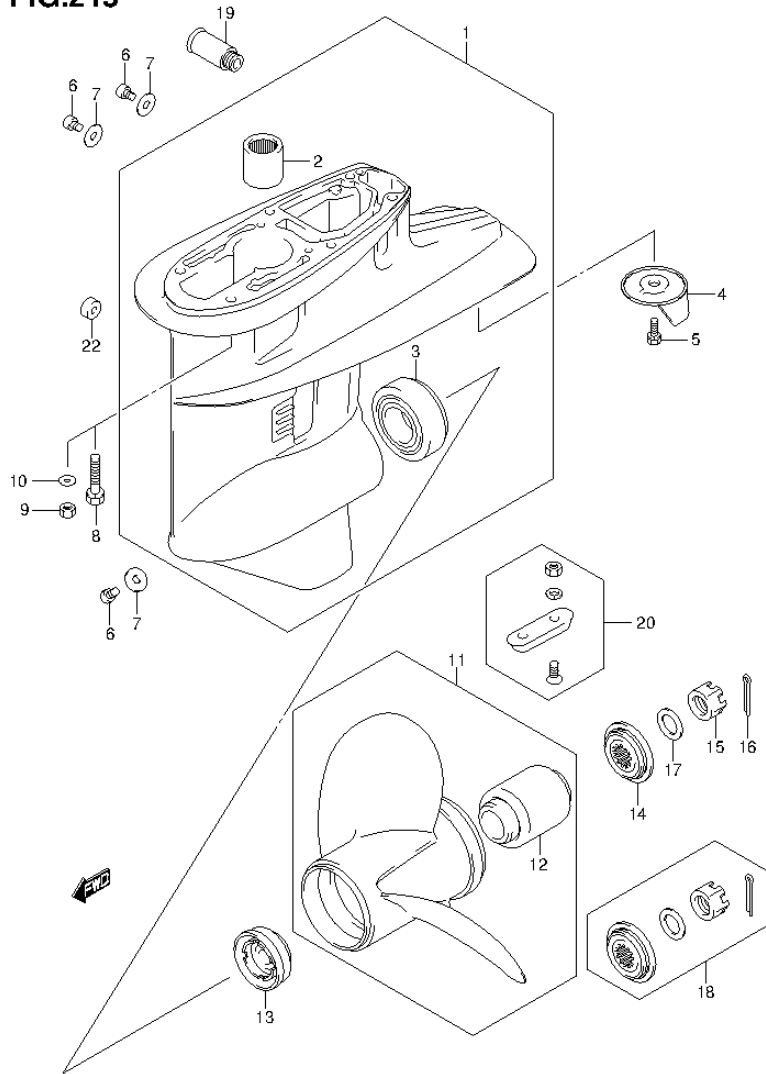


FIG.215 (2-G-12) GEAR CASE (DF60AQH E1)

REF NO.	PART NO.	DESCRIPTION	Q'TY	REMARKS
18	57630-94300	KIT, PROPELLER NUT	1	OPT
19	55181-95200	ATTACHMENT, FLUSH HOSE	1	OPT
20	55300-95500	ZINK ASSY, PROTECTION	1	OPT
21	25700-88L00	SEALING KIT, GEAR CASE	1	OPT
22	55321-87J10	ANODE(MAGNESIUM)	1	OPT
				NOT ILLUSTRATED

FIG.216

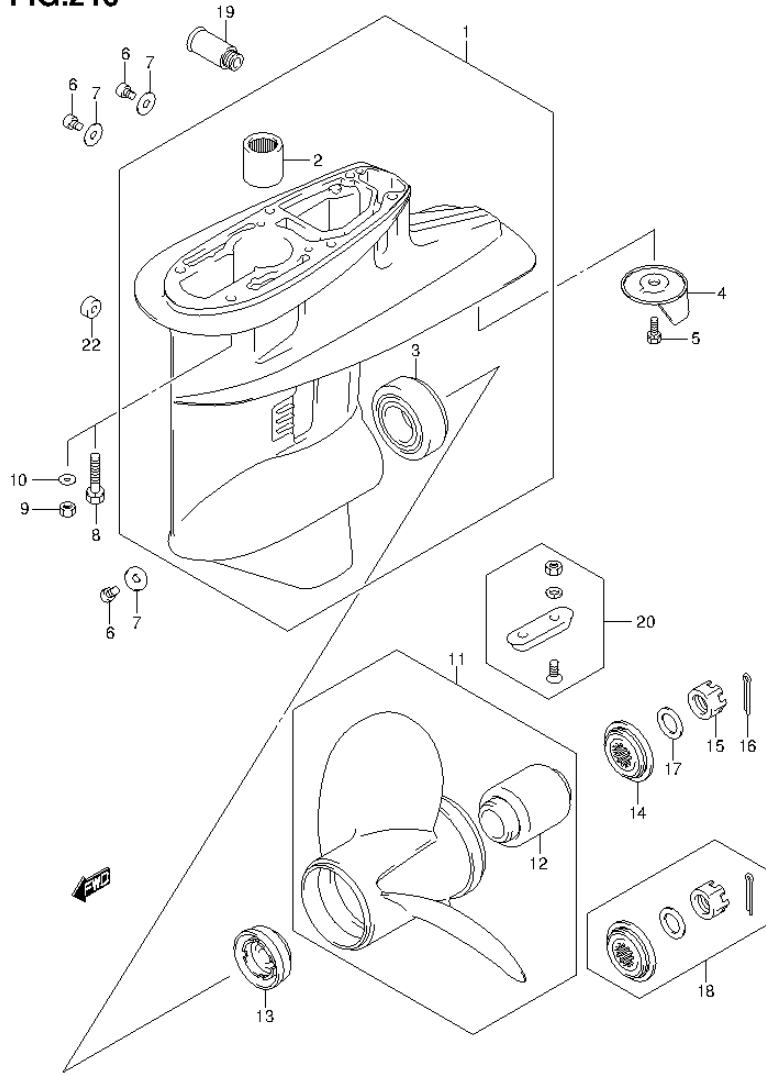


FIG.216 (2-G-13) GEAR CASE (DF60AQH E40)

REF NO.	PART NO.	DESCRIPTION	Q'TY	REMARKS
1	55100-87J50-0EP	CASE ASSY, GEAR (BLACK)	1	
2	09263-22039	.BEARING (22X30X30)	1	
3	09265-30004	.BEARING (30X62X17.25)	1	
4	55125-95500	TAB, TRIM	1	
5	09117-08037	BOLT (8X16)	1	
6	09248-10008	PLUG	3	
7	09168-10022	GASKET (10X17X1.5)	3	
8	09116-08131	BOLT (8X45)	6	W/TRANSOM(L)
9	09140-08023-XC0	NUT	6	W/TRANSOM(X)
10	09160-08082	WASHER (8.5X16X1.2)	6	W/TRANSOM(X)
11-1	58100-88L03-019	PROPELLER (3X11-1/2X9) (BLACK)	1	
11-2	58100-88L13-019	PROPELLER (3X11-1/2X10) (BLACK)	1	
11-3	58100-88L23-019	PROPELLER (3X11-1/2X11) (BLACK)	1	
11-4	58100-88LA0-019	PROPELLER (3X11-5/8X12) (BLACK)	1	
11-5	58100-88LB0-019	PROPELLER (3X11-1/2X13) (BLACK)	1	
11-6	58100-88L52-019	PROPELLER (3X11-3/8X14) (BLACK)	1	
11-7	58100-88L62-019	PROPELLER (3X11-1/4X15) (BLACK)	1	
11-8	58100-88L72-019	PROPELLER (3X11-1/8X16) (BLACK)	1	
11-9	58100-88L83-019	PROPELLER (3X11X17) (BLACK)	1	
12	58120-88L01	.BUSH, PROPELLER	1	
13	57632-95320	STOPPER, PROPELLER BUSH	1	
14	57633-94300	SPACER, PROPELLER NUT	1	
15	09141-18005	NUT	1	
16	09204-03003	PIN	1	
17	09160-18028	WASHER (18.5X31X1)	1	

FIG.216

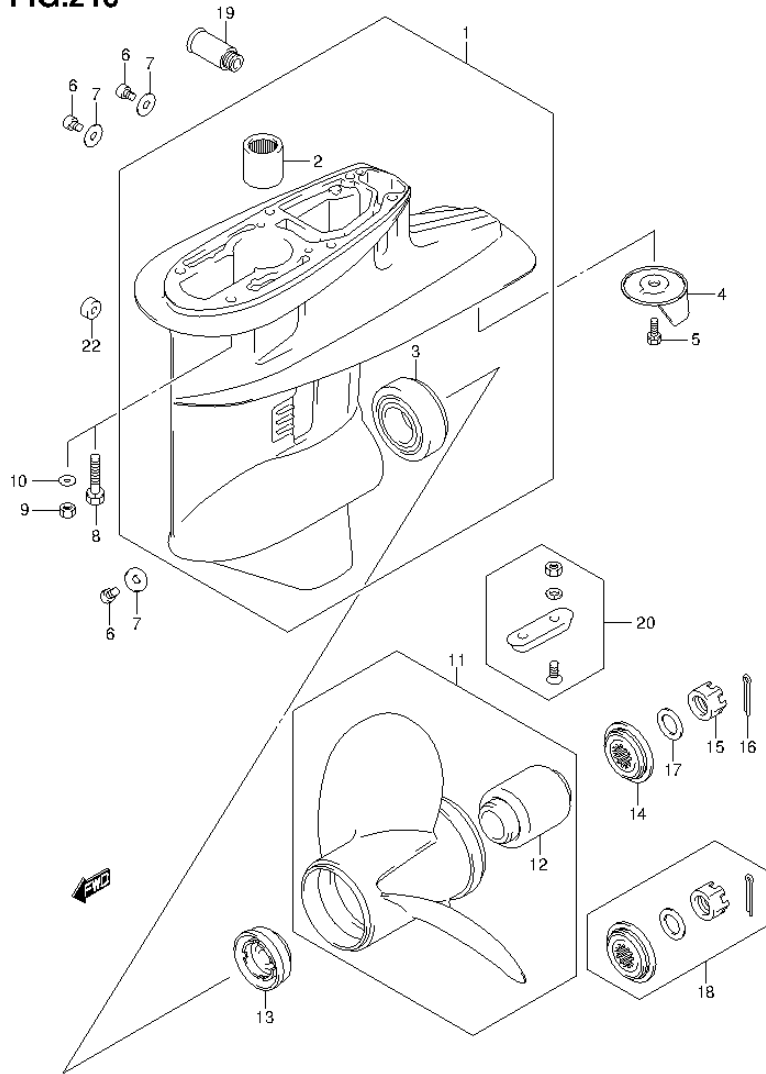


FIG.216 (2-G-14) GEAR CASE (DF60AQH E40)

REF NO.	PART NO.	DESCRIPTION	Q'TY	REMARKS
18	57630-94300	KIT, PROPELLER NUT	1	OPT
19	55181-95200	ATTACHMENT, FLUSH HOSE	1	OPT
20	55300-95500	ZINK ASSY, PROTECTION	1	OPT
21	25700-88L00	SEALING KIT, GEAR CASE	1	OPT
22	55321-87J10	ANODE(MAGNESIUM)	1	OPT NOT ILLUSTRATED

FIG.217

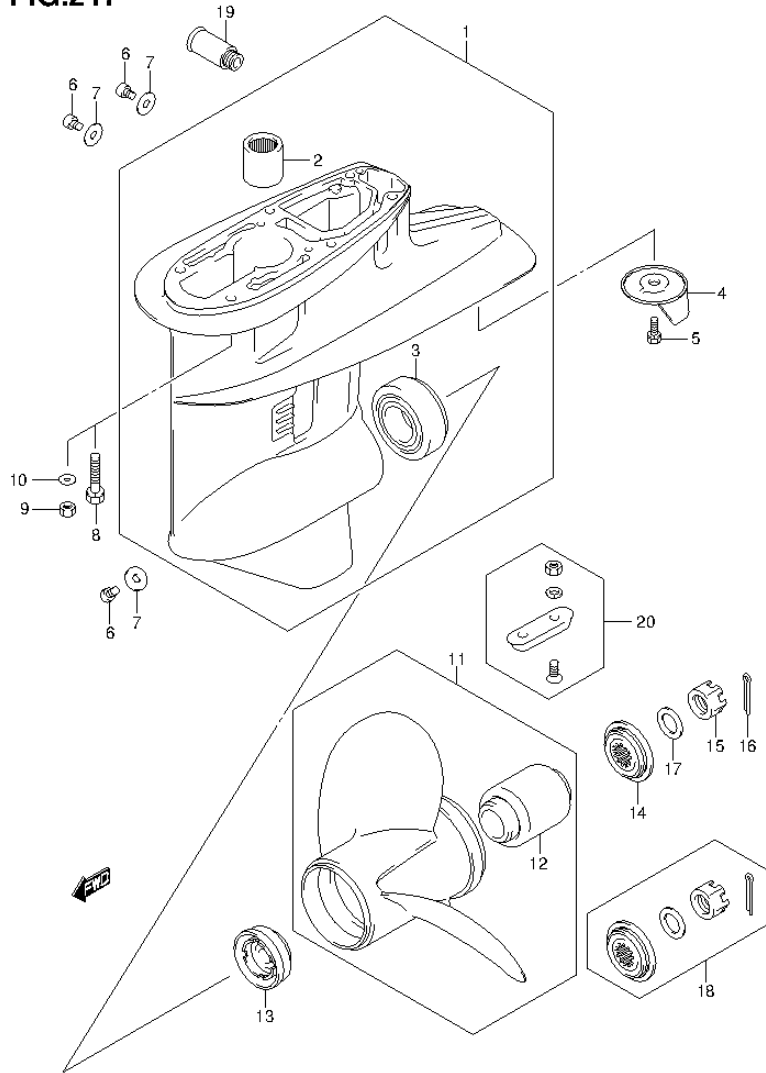


FIG.217 (2-G-15) GEAR CASE (DF60ATH E1)

REF NO.	PART NO.	DESCRIPTION	Q'TY	REMARKS
1	55100-87J50-0EP	CASE ASSY, GEAR (BLACK)	1	
2	09263-22039	.BEARING (22X30X30)	1	
3	09265-30004	.BEARING (30X62X17.25)	1	
4	55125-95500	TAB, TRIM	1	
5	09117-08037	BOLT (8X16)	1	
6	09248-10008	PLUG	3	
7	09168-10022	GASKET (10X17X1.5)	3	
8	09116-08131	BOLT (8X45)	6	W/TRANSOM(L)
9	09140-08023-XC0	NUT	6	W/TRANSOM(X)
10	09160-08082	WASHER (8.5X16X1.2)	6	W/TRANSOM(X)
11-1	58100-88L03-019	PROPELLER (3X11-1/2X9) (BLACK)	1	
11-2	58100-88L13-019	PROPELLER (3X11-1/2X10) (BLACK)	1	
11-3	58100-88L23-019	PROPELLER (3X11-1/2X11) (BLACK)	1	
11-4	58100-88LA0-019	PROPELLER (3X11-5/8X12) (BLACK)	1	
11-5	58100-88LB0-019	PROPELLER (3X11-1/2X13) (BLACK)	1	
11-6	58100-88L52-019	PROPELLER (3X11-3/8X14) (BLACK)	1	
11-7	58100-88L62-019	PROPELLER (3X11-1/4X15) (BLACK)	1	
11-8	58100-88L72-019	PROPELLER (3X11-1/8X16) (BLACK)	1	
11-9	58100-88L83-019	PROPELLER (3X11X17) (BLACK)	1	
12	58120-88L01	.BUSH, PROPELLER	1	
13	57632-95320	STOPPER, PROPELLER BUSH	1	
14	57633-94300	SPACER, PROPELLER NUT	1	
15	09141-18005	NUT	1	
16	09204-03003	PIN	1	
17	09160-18028	WASHER (18.5X31X1)	1	
18	57630-94300	KIT, PROPELLER NUT	1	OPT
19	55181-95200	ATTACHMENT, FLUSH HOSE	1	OPT
20	55300-95500	ZINK ASSY, PROTECTION	1	OPT
21	25700-88L00	SEALING KIT, GEAR CASE	1	OPT
				NOT ILLUSTRATED

FIG.218

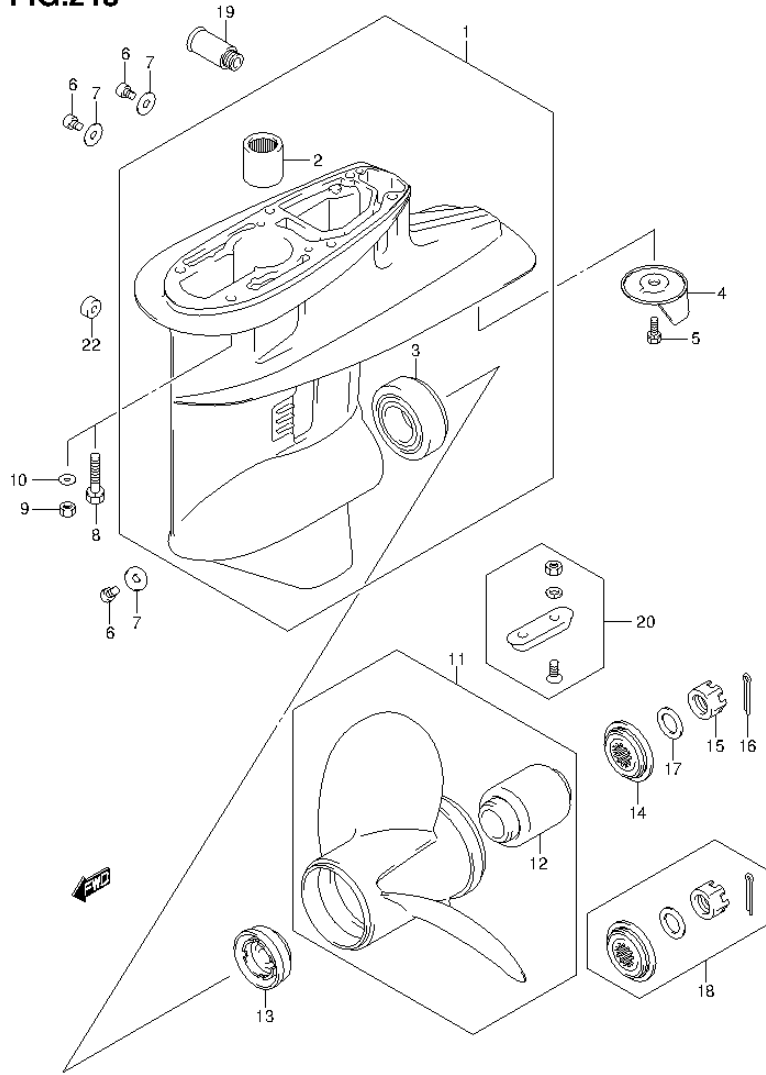


FIG.218 (2-H-2) GEAR CASE (DF60ATH E40)

REF NO.	PART NO.	DESCRIPTION	Q'TY	REMARKS
1	55100-87J50-0EP	CASE ASSY, GEAR (BLACK)	1	
2	09263-22039	.BEARING (22X30X30)	1	
3	09265-30004	.BEARING (30X62X17.25)	1	
4	55125-95500	TAB, TRIM	1	
5	09117-08037	BOLT (8X16)	1	
6	09248-10008	PLUG	3	
7	09168-10022	GASKET (10X17X1.5)	3	
8	09116-08131	BOLT (8X45)	6	W/TRANSOM(L)
9	09140-08023-XC0	NUT	6	W/TRANSOM(X)
10	09160-08082	WASHER (8.5X16X1.2)	6	W/TRANSOM(X)
11-1	58100-88L03-019	PROPELLER (3X11-1/2X9) (BLACK)	1	
11-2	58100-88L13-019	PROPELLER (3X11-1/2X10) (BLACK)	1	
11-3	58100-88L23-019	PROPELLER (3X11-1/2X11) (BLACK)	1	
11-4	58100-88LA0-019	PROPELLER (3X11-5/8X12) (BLACK)	1	
11-5	58100-88LB0-019	PROPELLER (3X11-1/2X13) (BLACK)	1	
11-6	58100-88L52-019	PROPELLER (3X11-3/8X14) (BLACK)	1	
11-7	58100-88L62-019	PROPELLER (3X11-1/4X15) (BLACK)	1	
11-8	58100-88L72-019	PROPELLER (3X11-1/8X16) (BLACK)	1	
11-9	58100-88L83-019	PROPELLER (3X11X17) (BLACK)	1	
12	58120-88L01	.BUSH, PROPELLER	1	
13	57632-95320	STOPPER, PROPELLER BUSH	1	
14	57633-94300	SPACER, PROPELLER NUT	1	
15	09141-18005	NUT	1	
16	09204-03003	PIN	1	
17	09160-18028	WASHER (18.5X31X1)	1	

FIG.218

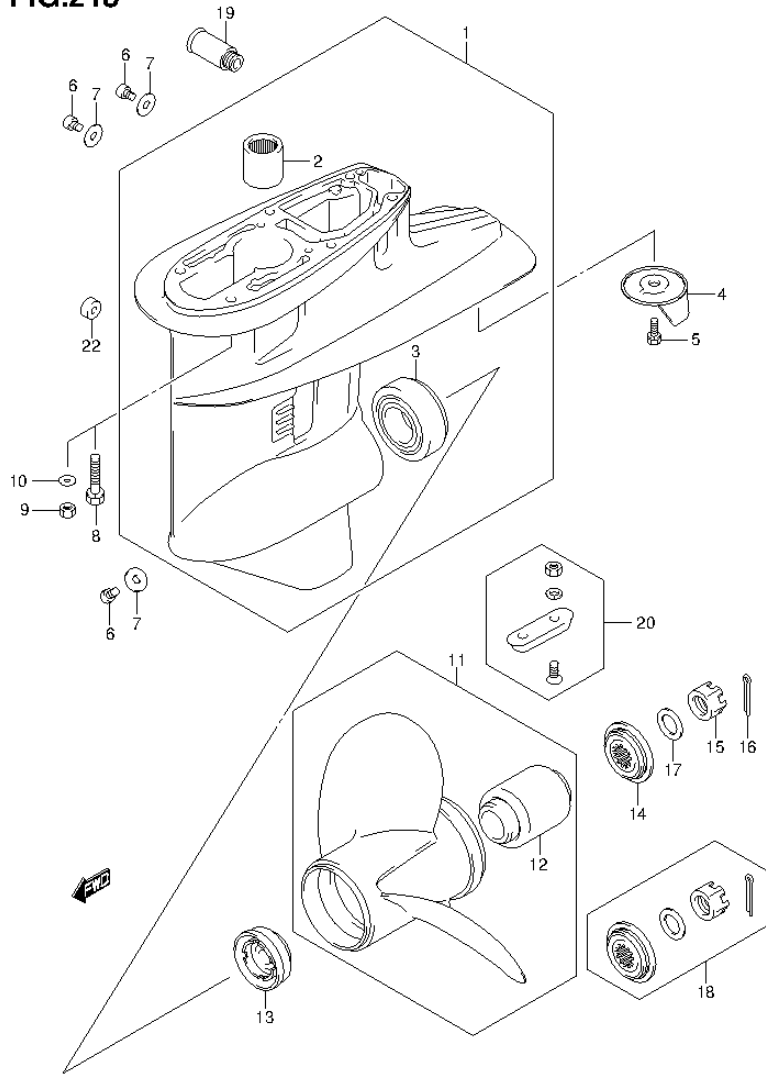


FIG.218 (2-H-3) GEAR CASE (DF60ATH E40)

REF NO.	PART NO.	DESCRIPTION	Q'TY	REMARKS
18	57630-94300	KIT, PROPELLER NUT	1	OPT
19	55181-95200	ATTACHMENT, FLUSH HOSE	1	OPT
20	55300-95500	ZINK ASSY, PROTECTION	1	OPT
21	25700-88L00	SEALING KIT, GEAR CASE	1	OPT
22	55321-87J10	ANODE(MAGNESIUM)	1	NOT ILLUSTRATED OPT

FIG.219

FIG.219 (2-H-4) SIDE COVER (DF40A E1)

REF NO.	PART NO.	DESCRIPTION	Q'TY	REMARKS
1	61112-88L10	RUBBER, SIDE COVER	1	
2	61134-88L00	SEAL, SIDE COVER	1	
3-1	61811-88L11-0EP	COVER, SIDE STBD (BLACK)	1	W/TRANSOM(S)
3-2	61811-88L01-0EP	COVER, SIDE STBD (BLACK)	1	W/TRANSOM(L)
3-3	61811-88L01-Y5S	COVER, SIDE STBD (WHITE)	1	W/TRANSOM(L)
4-1	61821-88L11-0EP	COVER, SIDE PORT (S) (BLACK)	1	W/TRANSOM(S)
4-2	61821-88L01-0EP	COVER, SIDE PORT (BLACK)	1	W/TRANSOM(L)
4-3	61821-88L01-Y5S	COVER, SIDE PORT (WHITE)	1	W/TRANSOM(L)
5-1	61815-99J00	SCREW, SIDE COVER (W/WASHER)(6X35)	9	W/TRANSOM(S) UP TO VIN.211123
5-2	09136-06148	SCREW (6X35)	9	W/TRANSOM(S) FROM VIN.211124
5-3	61815-99J00	SCREW, SIDE COVER (W/WASHER)(6X35)	10	W/TRANSOM(L) UP TO VIN.211123
5-4	09136-06148	SCREW (6X35)	10	W/TRANSOM(L) FROM VIN.211124
6	61151-88L00	CUSHION, SIDE COVER	1	
7-1	61831-88L00-0EP	PANEL, FRONT (BLACK)	1	
7-2	61831-88L00-Y5S	PANEL, FRONT (BLACK)	1	
8	09118-08127	BOLT (8X40)	2	
9	09169-08039	WASHER	2	
10	09320-11013	CUSHION	2	
11	61412-88L00	HOOK, FRONT PANEL	1	
12	03542-05169	SCREW	2	
13	61632-93J00	SHAFT, ENGINE COVER HOOK	1	
14	61641-88L00	HOOK, ENGINE COVER	1	
15	09116-06127	BOLT (6X12)	1	
16	61633-88L00	LEVER, HOOK REAR	1	
17	09160-13014	WASHER (13.2X25X1)	1	
18	09164-14008	WASHER	1	
19	09202-04022	PIN	1	
20	09306-13007	BUSH	1	
21	09352-50901-600	HOSE (5X9X600)	1	L:600->20

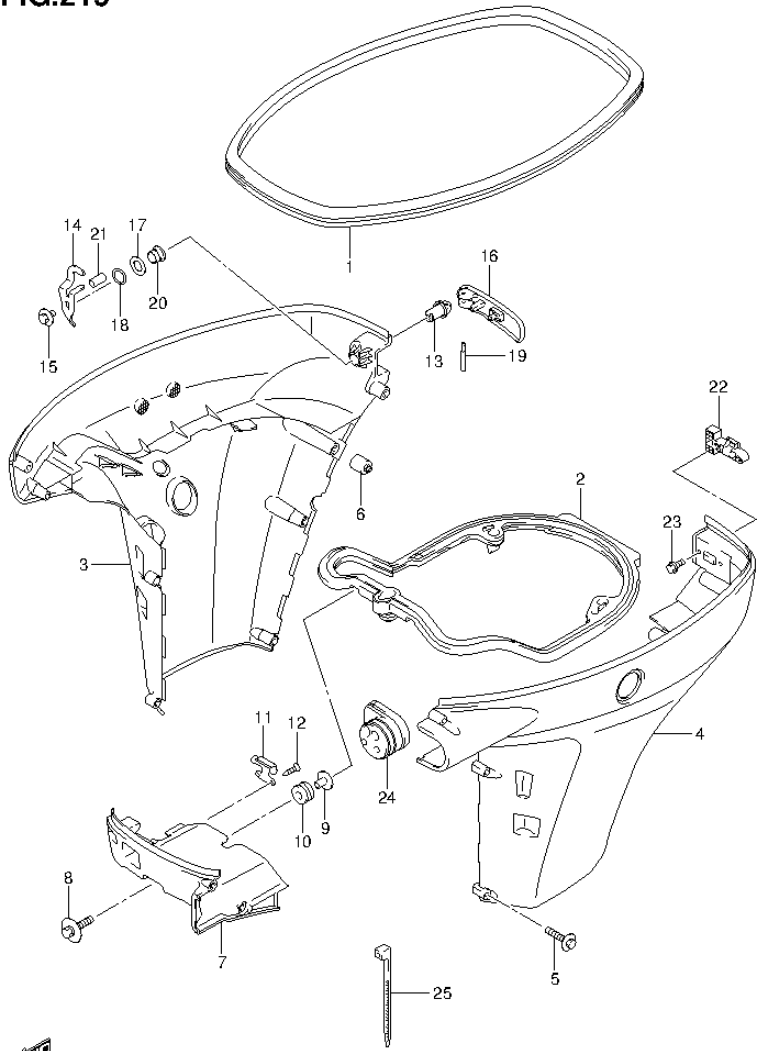


FIG.219

FIG.219 (2-H-5) SIDE COVER (DF40A E1)

REF NO.	PART NO.	DESCRIPTION	Q'TY	REMARKS
22	61673-93J10	LATCH, HOOK LEVER	1	
23	01550-05107	BOLT	2	
24	61124-88L10	GROMMET, REMOCON CABLE	1	
25	09407-25402	CLAMP (L:248)	1	

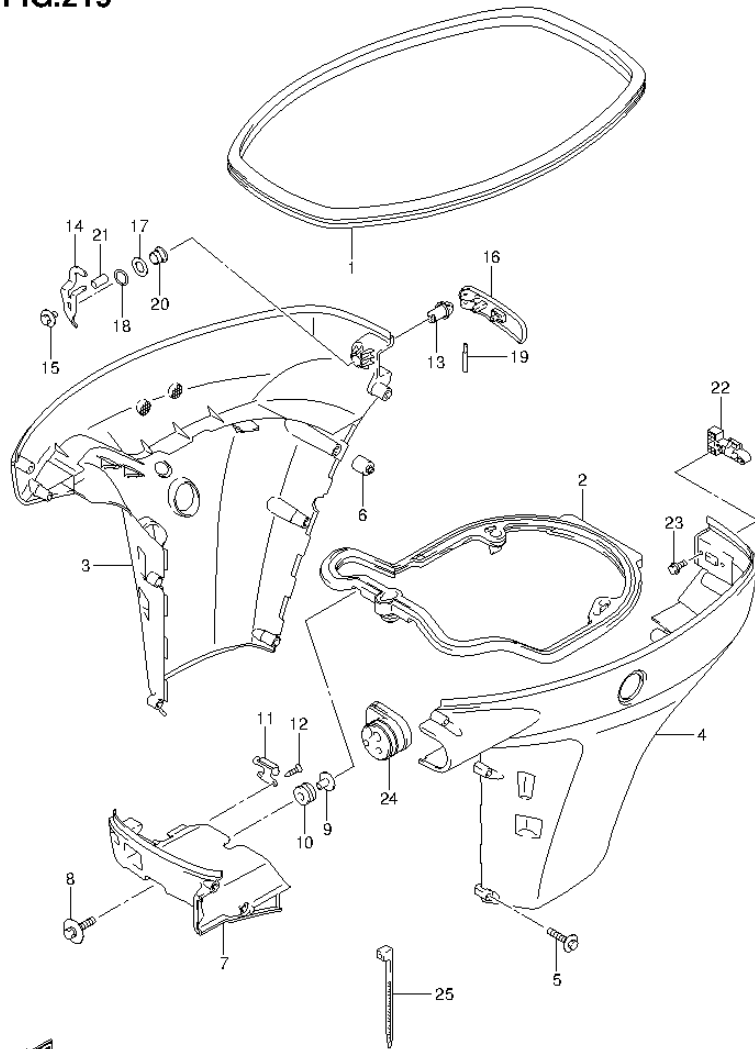


FIG.220

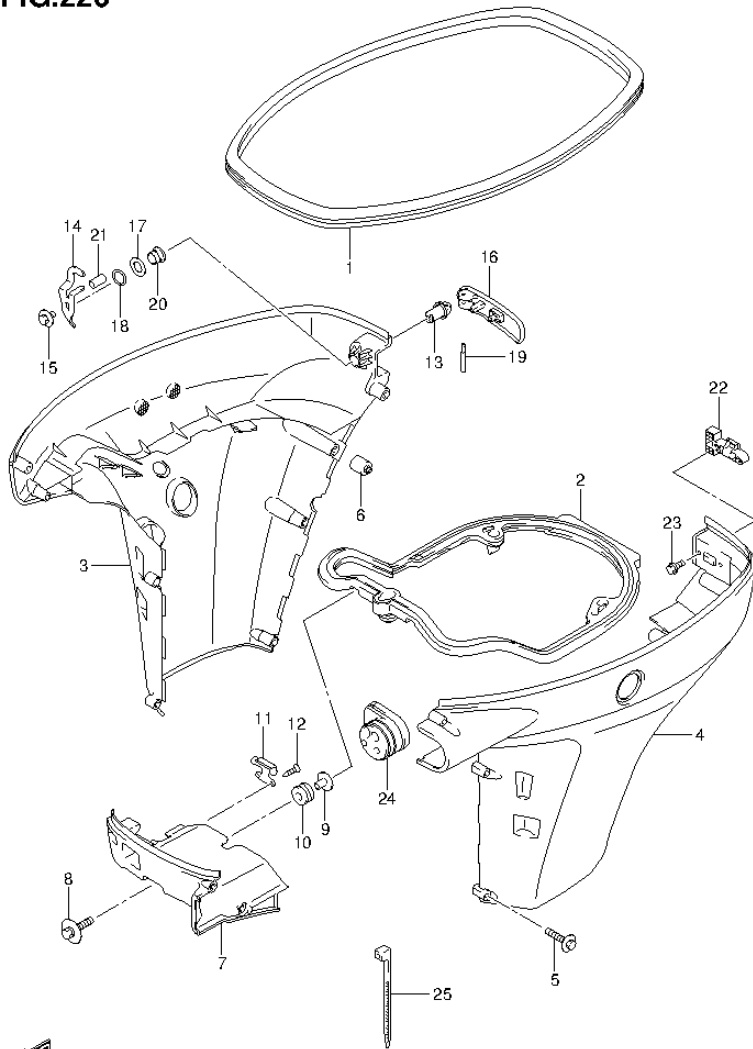


FIG.220 (2-H-6) SIDE COVER (DF40AQH E1)

REF NO.	PART NO.	DESCRIPTION	Q'TY	REMARKS
1	61112-88L10	RUBBER, SIDE COVER	1	
2	61134-88L00	SEAL, SIDE COVER	1	
3	61811-88L01-0EP	COVER, SIDE STBD (BLACK)	1	
4	61821-88L01-0EP	COVER, SIDE PORT (BLACK)	1	
5-1	61815-99J00	SCREW, SIDE COVER (W/WASHER)(6X35)	10	UP TO VIN.211123
5-2	09136-06148	SCREW (6X35)	10	FROM VIN.211124
6	61151-88L00	CUSHION, SIDE COVER	1	
7	61831-88L00-0EP	PANEL, FRONT (BLACK)	1	
8	09118-08127	BOLT (8X40)	2	
9	09169-08039	WASHER	2	
10	09320-11013	CUSHION	2	
11	61412-88L00	HOOK, FRONT PANEL	1	
12	03542-05169	SCREW	2	
13	61632-93J00	SHAFT, ENGINE COVER HOOK	1	
14	61641-88L00	HOOK, ENGINE COVER	1	
15	09116-06127	BOLT (6X12)	1	
16	61633-88L00	LEVER, HOOK REAR	1	
17	09160-13014	WASHER (13.2X25X1)	1	
18	09164-14008	WASHER	1	
19	09202-04022	PIN	1	
20	09306-13007	BUSH	1	
21	09352-50901-600	HOSE (5X9X600)	1	L:600->20
22	61673-93J10	LATCH, HOOK LEVER	1	
23	01550-05107	BOLT	2	
24	61124-88L10	GROMMET, REMOCON CABLE	1	
25	09407-25402	CLAMP (L:248)	1	

FIG.221

FIG.221 (2-H-7) SIDE COVER (DF40AST E34)

REF NO.	PART NO.	DESCRIPTION	Q'TY	REMARKS
1	61112-88L10	RUBBER, SIDE COVER	1	
2	61134-88L00	SEAL, SIDE COVER	1	
3-1	61811-88L11-0EP	COVER, SIDE STBD (BLACK)	1	W/TRANSOM(S)
3-2	61811-88L11-Y5S	COVER, SIDE STBD (WHITE)	1	W/TRANSOM(S)
3-3	61811-88L01-0EP	COVER, SIDE STBD (BLACK)	1	W/TRANSOM(L)
3-4	61811-88L01-Y5S	COVER, SIDE STBD (WHITE)	1	W/TRANSOM(L)
4-1	61821-88L11-0EP	COVER, SIDE PORT (S) (BLACK)	1	W/TRANSOM(S)
4-2	61821-88L11-Y5S	COVER, SIDE PORT (S) (WHITE)	1	W/TRANSOM(S)
4-3	61821-88L01-0EP	COVER, SIDE PORT (BLACK)	1	W/TRANSOM(L)
4-4	61821-88L01-Y5S	COVER, SIDE PORT (WHITE)	1	W/TRANSOM(L)
5-1	61815-99J00	SCREW, SIDE COVER (W/WASHER)(6X35)	9	W/TRANSOM(S) UP TO VIN.210394
5-2	09136-06148	SCREW (6X35)	9	W/TRANSOM(S) FROM VIN.210395
5-3	61815-99J00	SCREW, SIDE COVER (W/WASHER)(6X35)	10	W/TRANSOM(L) UP TO VIN.210394
5-4	09136-06148	SCREW (6X35)	10	W/TRANSOM(L) FROM VIN.210395
6	61151-88L00	CUSHION, SIDE COVER	1	
7-1	61831-88L00-0EP	PANEL, FRONT (BLACK)	1	
7-2	61831-88L00-Y5S	PANEL, FRONT (WHITE)	1	
8	09118-08127	BOLT (8X40)	2	
9	09169-08039	WASHER	2	
10	09320-11013	CUSHION	2	
11	61412-88L00	HOOK, FRONT PANEL	1	
12	03542-05169	SCREW	2	
13	61632-93J00	SHAFT, ENGINE COVER HOOK	1	
14	61641-88L00	HOOK, ENGINE COVER	1	
15	09116-06127	BOLT (6X12)	1	
16	61633-88L00	LEVER, HOOK REAR	1	
17	09160-13014	WASHER (13.2X25X1)	1	
18	09164-14008	WASHER	1	
19	09202-04022	PIN	1	
20	09306-13007	BUSH	1	
21	09352-50901-600	HOSE (5X9X600)	1	L:600->20

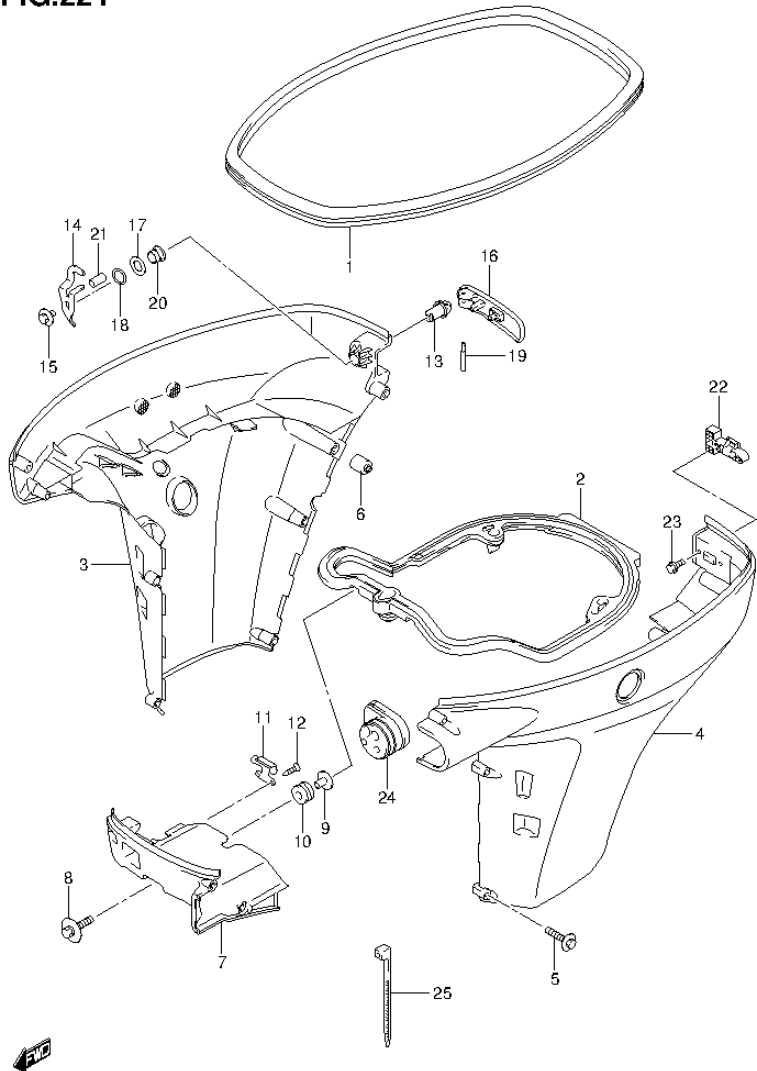


FIG.221

FIG.221 (2-H-8) SIDE COVER (DF40AST E34)

REF NO.	PART NO.	DESCRIPTION	Q'TY	REMARKS
22	61673-93J10	LATCH, HOOK LEVER	1	
23	01550-05107	BOLT	2	
24	61124-88L10	GROMMET, REMOCON CABLE	1	
25	09407-25402	CLAMP (L:248)	1	

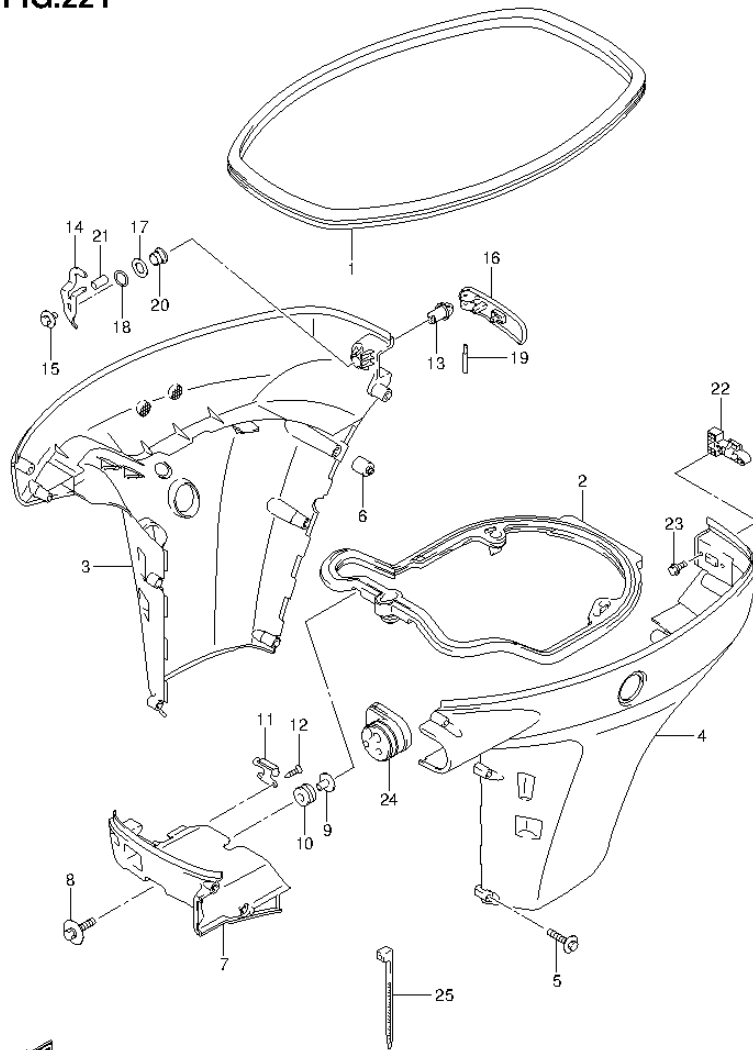


FIG.222

FIG.222 (2-H-9) SIDE COVER (DF50A E1)

REF NO.	PART NO.	DESCRIPTION	Q'TY	REMARKS
1	61112-88L10	RUBBER, SIDE COVER	1	
2	61134-88L00	SEAL, SIDE COVER	1	
3-1	61811-88L11-0EP	COVER, SIDE STBD (BLACK)	1	W/TRANSOM(S)
3-2	61811-88L01-0EP	COVER, SIDE STBD (BLACK)	1	W/TRANSOM(L)
3-3	61811-88L01-Y5S	COVER, SIDE STBD (WHITE)	1	W/TRANSOM(L)
4-1	61821-88L11-0EP	COVER, SIDE PORT (S) (BLACK)	1	W/TRANSOM(S)
4-2	61821-88L01-0EP	COVER, SIDE PORT (BLACK)	1	W/TRANSOM(L)
4-3	61821-88L01-Y5S	COVER, SIDE PORT (WHITE)	1	W/TRANSOM(L)
5-1	61815-99J00	SCREW, SIDE COVER (W/WASHER)(6X35)	9	W/TRANSOM(S) UP TO VIN.211654
5-2	09136-06148	SCREW (6X35)	9	W/TRANSOM(S) FROM VIN.211655
5-3	61815-99J00	SCREW, SIDE COVER (W/WASHER)(6X35)	10	W/TRANSOM(L) UP TO VIN.211654
5-4	09136-06148	SCREW (6X35)	10	W/TRANSOM(L) FROM VIN.211655
6	61151-88L00	CUSHION, SIDE COVER	1	
7-1	61831-88L00-0EP	PANEL, FRONT (BLACK)	1	
7-2	61831-88L00-Y5S	PANEL, FRONT (WHITE)	1	
8	09118-08127	BOLT (8X40)	2	
9	09169-08039	WASHER	2	
10	09320-11013	CUSHION	2	
11	61412-88L00	HOOK, FRONT PANEL	1	
12	03542-05169	SCREW	2	
13	61632-93J00	SHAFT, ENGINE COVER HOOK	1	
14	61641-88L00	HOOK, ENGINE COVER	1	
15	09116-06127	BOLT (6X12)	1	
16	61633-88L00	LEVER, HOOK REAR	1	
17	09160-13014	WASHER (13.2X25X1)	1	
18	09164-14008	WASHER	1	
19	09202-04022	PIN	1	
20	09306-13007	BUSH	1	
21	09352-50901-600	HOSE (5X9X600)	1	L:600->20

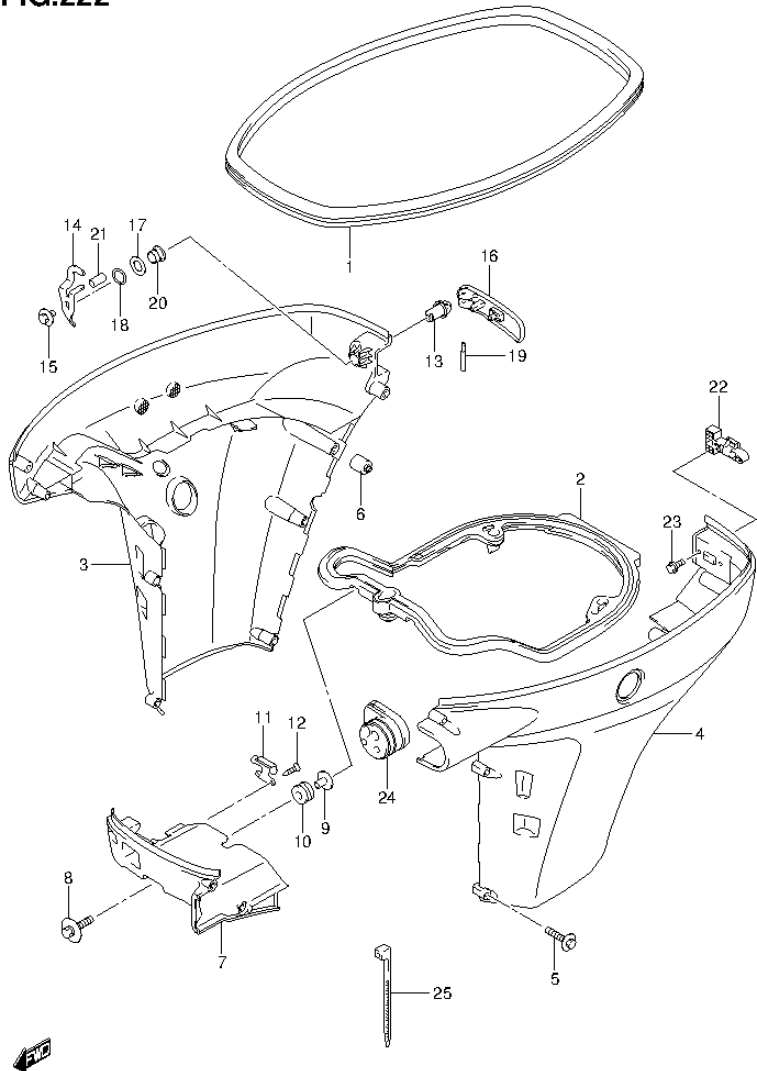


FIG.222

FIG.222 (2-H-10) SIDE COVER (DF50A E1)

REF NO.	PART NO.	DESCRIPTION	Q'TY	REMARKS
22	61673-93J10	LATCH, HOOK LEVER	1	
23	01550-05107	BOLT	2	
24	61124-88L10	GROMMET, REMOCON CABLE	1	
25	09407-25402	CLAMP (L:248)	1	

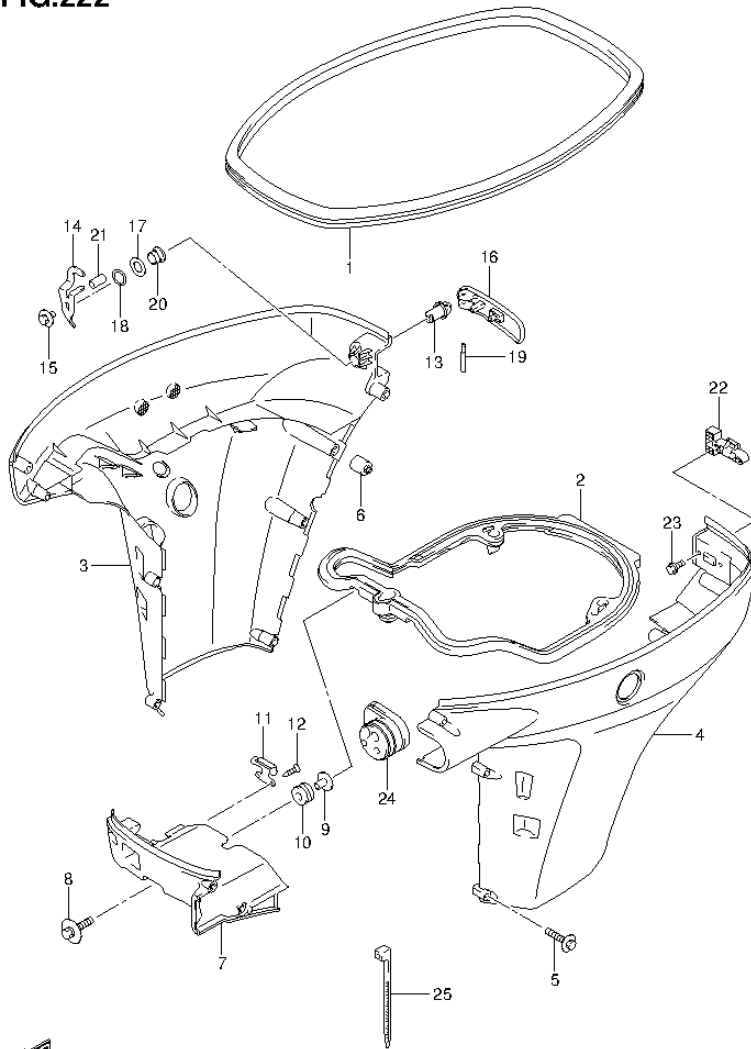


FIG.223

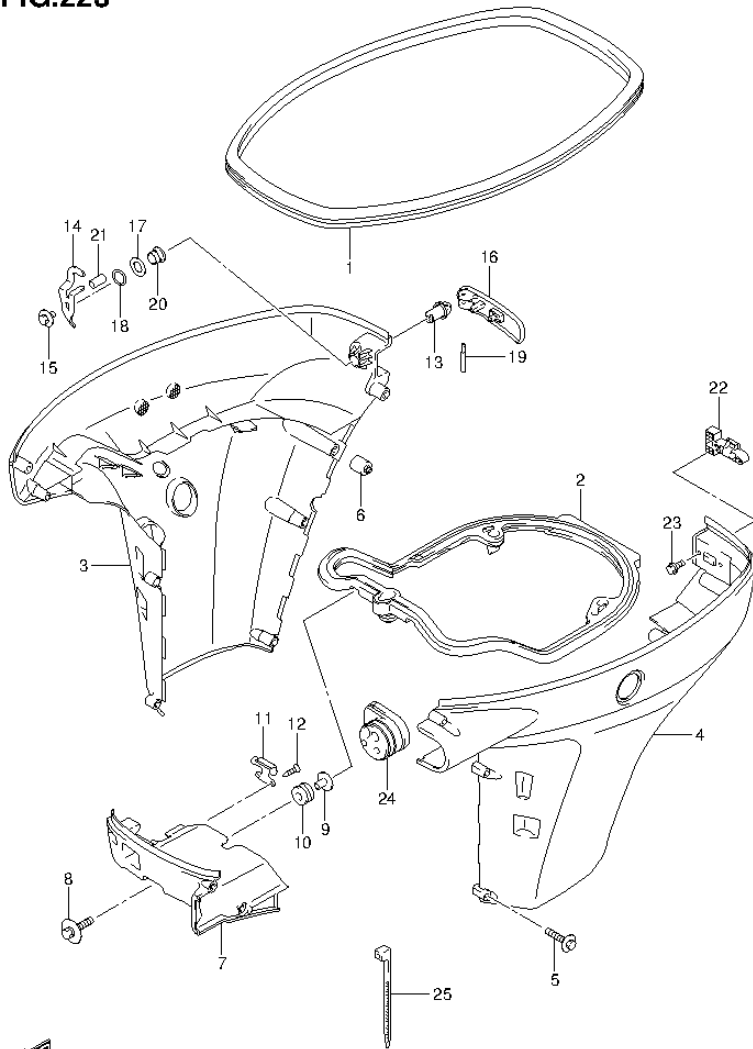


FIG.223 (2-H-11) SIDE COVER (DF50ATH E1)

REF NO.	PART NO.	DESCRIPTION	Q'TY	REMARKS
1	61112-88L10	RUBBER, SIDE COVER	1	
2	61134-88L00	SEAL, SIDE COVER	1	
3	61811-88L01-0EP	COVER, SIDE STBD (BLACK)	1	
4	61821-88L01-0EP	COVER, SIDE PORT (BLACK)	1	
5-1	61815-99J00	SCREW, SIDE COVER (W/WASHER)(6X35)	10	UP TO VIN.211654
5-2	09136-06148	SCREW (6X35)	10	FROM VIN.211655
6	61151-88L00	CUSHION, SIDE COVER	1	
7	61831-88L00-0EP	PANEL, FRONT (BLACK)	1	
8	09118-08127	BOLT (8X40)	2	
9	09169-08039	WASHER	2	
10	09320-11013	CUSHION	2	
11	61412-88L00	HOOK, FRONT PANEL	1	
12	03542-05169	SCREW	2	
13	61632-93J00	SHAFT, ENGINE COVER HOOK	1	
14	61641-88L00	HOOK, ENGINE COVER	1	
15	09116-06127	BOLT (6X12)	1	
16	61633-88L00	LEVER, HOOK REAR	1	
17	09160-13014	WASHER (13.2X25X1)	1	
18	09164-14008	WASHER	1	
19	09202-04022	PIN	1	
20	09306-13007	BUSH	1	
21	09352-50901-600	HOSE (5X9X600)	1	L:600->20
22	61673-93J10	LATCH, HOOK LEVER	1	
23	01550-05107	BOLT	2	
24	61124-88L10	GROMMET, REMOCON CABLE	1	
25	09407-25402	CLAMP (L:248)	1	

FIG.224

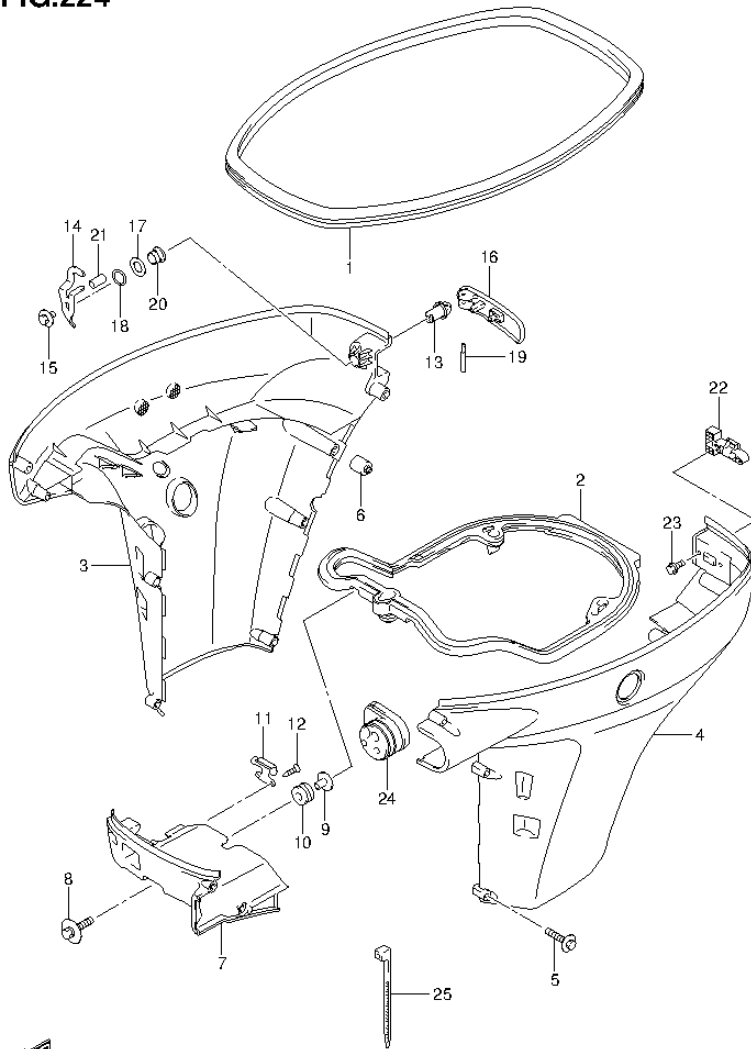


FIG.224 (2-H-12) SIDE COVER (DF60A E1)

REF NO.	PART NO.	DESCRIPTION	Q'TY	REMARKS
1	61112-88L10	RUBBER, SIDE COVER	1	
2	61134-88L00	SEAL, SIDE COVER	1	
3-1	61811-88L11-0EP	COVER, SIDE STBD (BLACK)	1	W/TRANSOM(S)
3-2	61811-88L01-0EP	COVER, SIDE STBD (BLACK)	1	W/TRANSOM(L)
3-3	61811-88L01-0EP	COVER, SIDE STBD (BLACK)	1	W/TRANSOM(X)
3-4	61811-88L01-Y5S	COVER, SIDE STBD (WHITE)	1	W/TRANSOM(L)
4-1	61821-88L11-0EP	COVER, SIDE PORT (S) (BLACK)	1	W/TRANSOM(S)
4-2	61821-88L01-0EP	COVER, SIDE PORT (BLACK)	1	W/TRANSOM(L)
4-3	61821-88L01-0EP	COVER, SIDE PORT (BLACK)	1	W/TRANSOM(X)
4-4	61821-88L01-Y5S	COVER, SIDE PORT (WHITE)	1	W/TRANSOM(L)
5-1	61815-99J00	SCREW, SIDE COVER (W/WASHER)(6X35)	9	W/TRANSOM(S) UP TO VIN.211996
5-2	09136-06148	SCREW (6X35)	9	W/TRANSOM(S) FROM VIN.211997
5-3	61815-99J00	SCREW, SIDE COVER (W/WASHER)(6X35)	10	W/TRANSOM(L) UP TO VIN.211996
5-4	09136-06148	SCREW (6X35)	10	W/TRANSOM(L) FROM VIN.211997
5-5	61815-99J00	SCREW, SIDE COVER (W/WASHER)(6X35)	10	W/TRANSOM(X) UP TO VIN.211996
5-6	09136-06148	SCREW (6X35)	10	W/TRANSOM(X) FROM VIN.211997
6	61151-88L00	CUSHION, SIDE COVER	1	
7-1	61831-88L00-0EP	PANEL, FRONT (BLACK)	1	
7-2	61831-88L00-Y5S	PANEL, FRONT (WHITE)	1	
8	09118-08127	BOLT (8X40)	2	
9	09169-08039	WASHER	2	
10	09320-11013	CUSHION	2	
11	61412-88L00	HOOK, FRONT PANEL	1	
12	03542-05169	SCREW	2	
13	61632-93J00	SHAFT, ENGINE COVER HOOK	1	
14	61641-88L00	HOOK, ENGINE COVER	1	
15	09116-06127	BOLT (6X12)	1	

FIG.224

FIG.224 (2-H-13) SIDE COVER (DF60A E1)

REF NO.	PART NO.	DESCRIPTION	Q'TY	REMARKS
16	61633-88L00	LEVER, HOOK REAR	1	
17	09160-13014	WASHER (13.2X25X1)	1	
18	09164-14008	WASHER	1	
19	09202-04022	PIN	1	
20	09306-13007	BUSH	1	
21	09352-50901-600	HOSE (5X9X600)	1	L:600->20
22	61673-93J10	LATCH, HOOK LEVER	1	
23	01550-05107	BOLT	2	
24	61124-88L10	GROMMET, REMOCON CABLE	1	
25	09407-25402	CLAMP (L:248)	1	

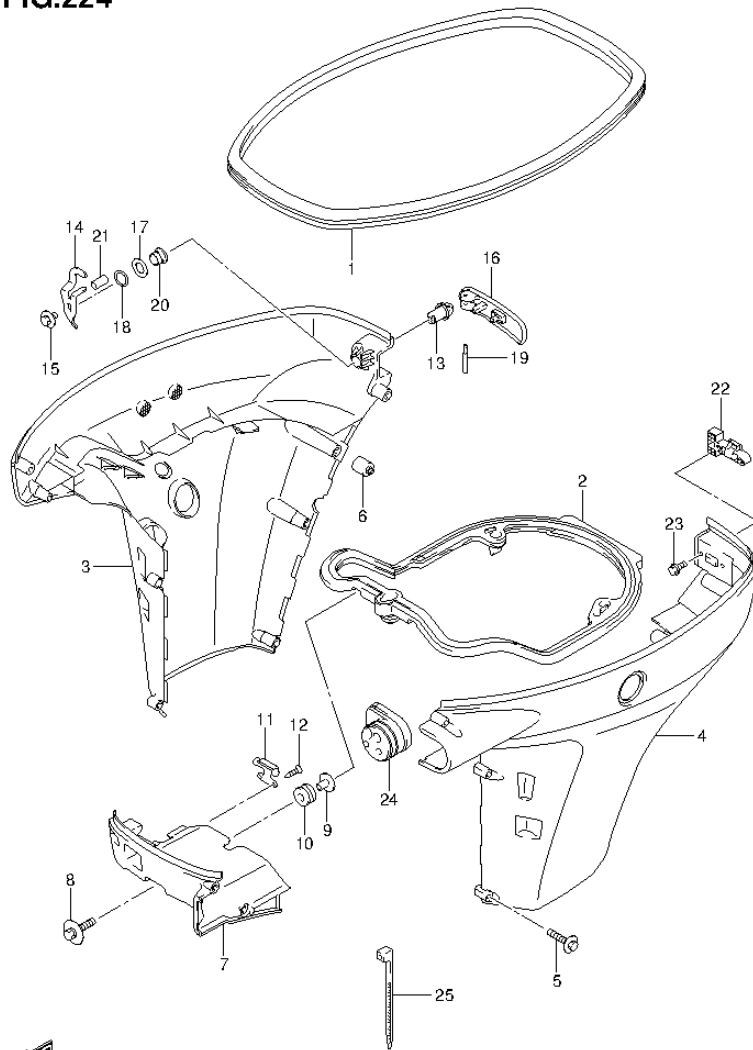


FIG.225

FIG.225 (2-H-14) SIDE COVER (DF60A E40)

REF NO.	PART NO.	DESCRIPTION	Q'TY	REMARKS
1	61112-88L10	RUBBER, SIDE COVER	1	
2	61134-88L00	SEAL, SIDE COVER	1	
3-1	61811-88L01-0EP	COVER, SIDE STBD (BLACK)	1	W/TRANSOM(L)
3-2	61811-88L01-0EP	COVER, SIDE STBD (BLACK)	1	W/TRANSOM(X)
4-1	61821-88L01-0EP	COVER, SIDE PORT (BLACK)	1	W/TRANSOM(L)
4-2	61821-88L01-0EP	COVER, SIDE PORT (BLACK)	1	W/TRANSOM(X)
5-1	61815-99J00	SCREW, SIDE COVER (W/WASHER)(6X35)	10	W/TRANSOM(L) UP TO VIN.211996
5-2	09136-06148	SCREW (6X35)	10	W/TRANSOM(L) FROM VIN.211997
5-3	61815-99J00	SCREW, SIDE COVER (W/WASHER)(6X35)	10	W/TRANSOM(X) UP TO VIN.211996
5-4	09136-06148	SCREW (6X35)	10	W/TRANSOM(X) FROM VIN.211997
6	61151-88L00	CUSHION, SIDE COVER	1	
7	61831-88L00-0EP	PANEL, FRONT (BLACK)	1	
8	09118-08127	BOLT (8X40)	2	
9	09169-08039	WASHER	2	
10	09320-11013	CUSHION	2	
11	61412-88L00	HOOK, FRONT PANEL	1	
12	03542-05169	SCREW	2	
13	61632-93J00	SHAFT, ENGINE COVER HOOK	1	
14	61641-88L00	HOOK, ENGINE COVER	1	
15	09116-06127	BOLT (6X12)	1	
16	61633-88L00	LEVER, HOOK REAR	1	
17	09160-13014	WASHER (13.2X25X1)	1	
18	09164-14008	WASHER	1	
19	09202-04022	PIN	1	
20	09306-13007	BUSH	1	
21	09352-50901-600	HOSE (5X9X600)	1	L:600->20
22	61673-93J10	LATCH, HOOK LEVER	1	
23	01550-05107	BOLT	2	
24	61124-88L10	GROMMET, REMOCON CABLE	1	
25	09407-25402	CLAMP (L:248)	1	

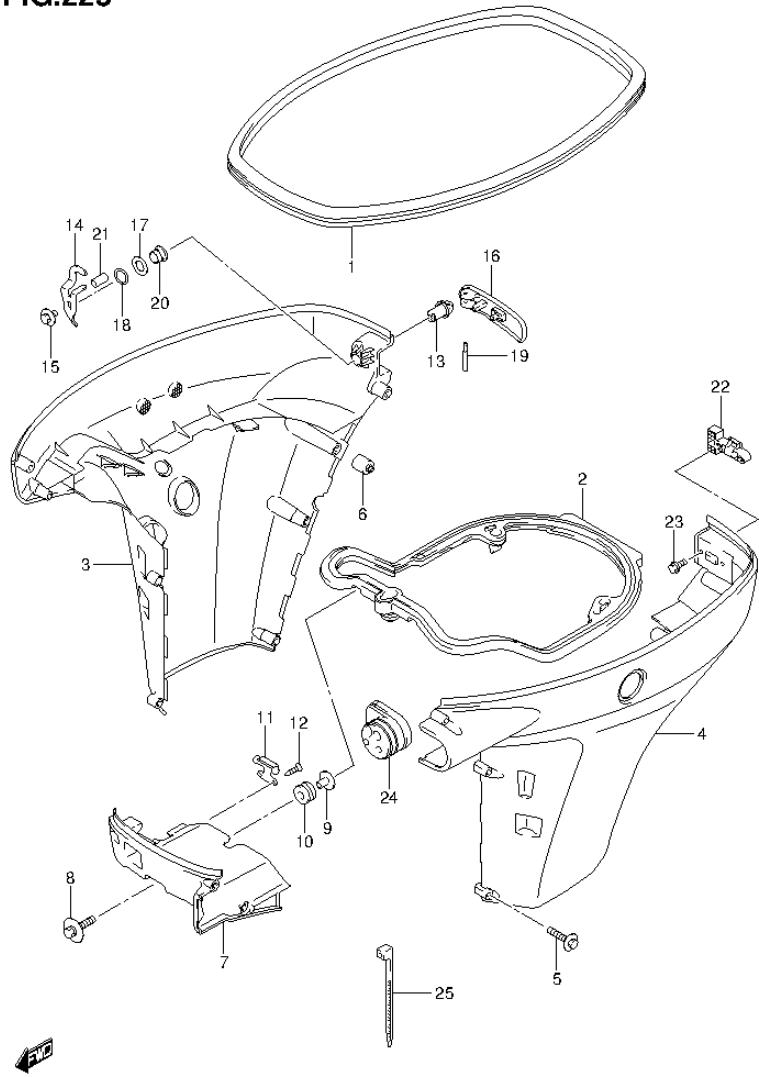


FIG.226

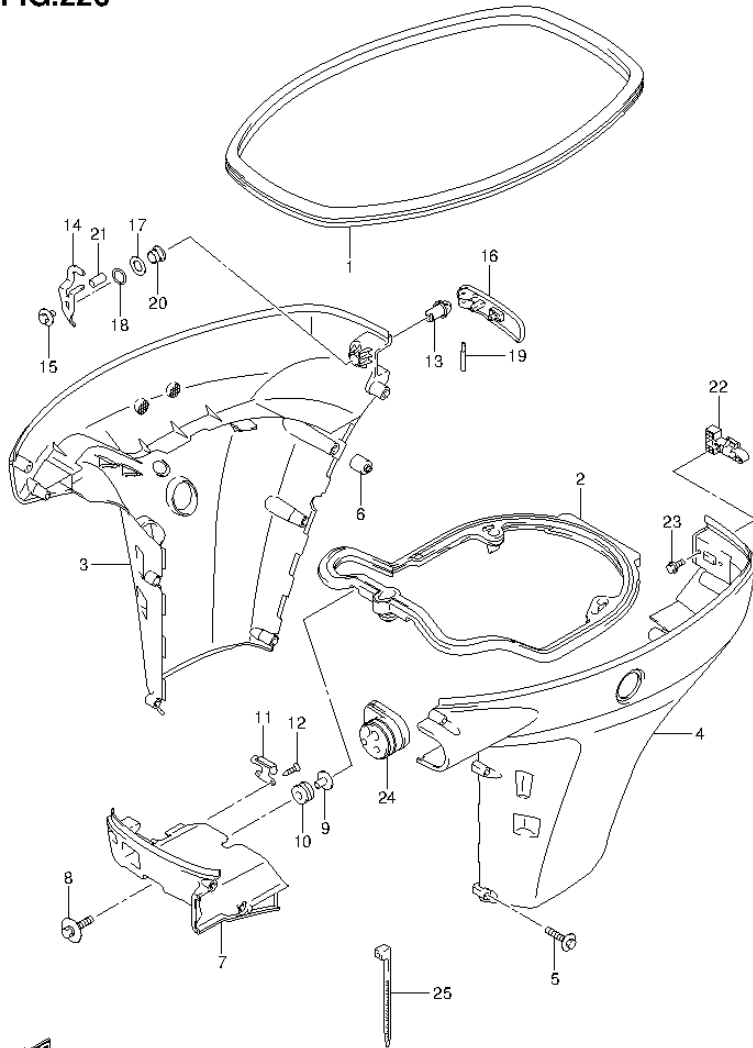


FIG.226 (2-H-15) SIDE COVER (DF60AQH E1)

REF NO.	PART NO.	DESCRIPTION	Q'TY	REMARKS
1	61112-88L10	RUBBER, SIDE COVER	1	
2	61134-88L00	SEAL, SIDE COVER	1	
3-1	61811-88L01-0EP	COVER, SIDE STBD (BLACK)	1	W/TRANSOM(L)
3-2	61811-88L01-0EP	COVER, SIDE STBD (BLACK)	1	W/TRANSOM(X)
4-1	61821-88L01-0EP	COVER, SIDE PORT (BLACK)	1	W/TRANSOM(L)
4-2	61821-88L01-0EP	COVER, SIDE PORT (BLACK)	1	W/TRANSOM(X)
5-1	61815-99J00	SCREW, SIDE COVER (W/WASHER)(6X35)	10	W/TRANSOM(L) UP TO VIN.211996
5-2	09136-06148	SCREW (6X35)	10	W/TRANSOM(L) FROM VIN.211997
5-3	61815-99J00	SCREW, SIDE COVER (W/WASHER)(6X35)	10	W/TRANSOM(X) UP TO VIN.211996
5-4	09136-06148	SCREW (6X35)	10	W/TRANSOM(X) FROM VIN.211997
6	61151-88L00	CUSHION, SIDE COVER	1	
7	61831-88L00-0EP	PANEL, FRONT (BLACK)	1	
8	09118-08127	BOLT (8X40)	2	
9	09169-08039	WASHER	2	
10	09320-11013	CUSHION	2	
11	61412-88L00	HOOK, FRONT PANEL	1	
12	03542-05169	SCREW	2	
13	61632-93J00	SHAFT, ENGINE COVER HOOK	1	
14	61641-88L00	HOOK, ENGINE COVER	1	
15	09116-06127	BOLT (6X12)	1	
16	61633-88L00	LEVER, HOOK REAR	1	
17	09160-13014	WASHER (13.2X25X1)	1	
18	09164-14008	WASHER	1	
19	09202-04022	PIN	1	
20	09306-13007	BUSH	1	
21	09352-50901-600	HOSE (5X9X600)	1	L:600->20
22	61673-93J10	LATCH, HOOK LEVER	1	
23	01550-05107	BOLT	2	
24	61124-88L10	GROMMET, REMOCON CABLE	1	
25	09407-25402	CLAMP (L:248)	1	

FIG.227

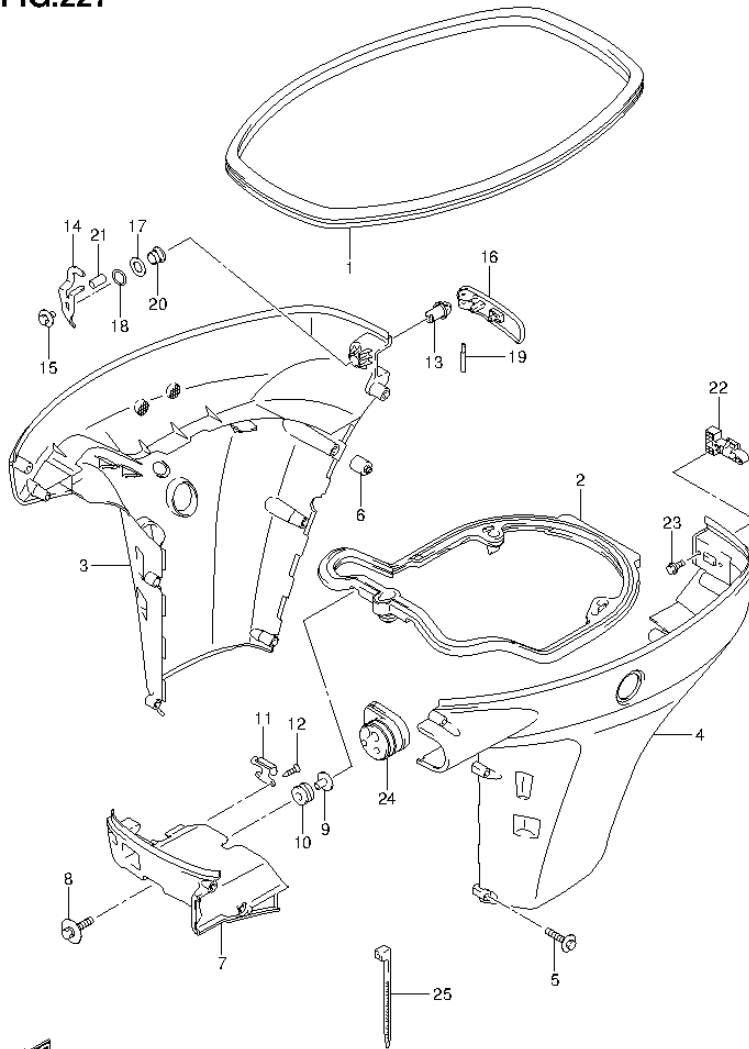


FIG.227 (2-I-2) SIDE COVER (DF60AQH E40)

REF NO.	PART NO.	DESCRIPTION	Q'TY	REMARKS
1	61112-88L10	RUBBER, SIDE COVER	1	
2	61134-88L00	SEAL, SIDE COVER	1	
3-1	61811-88L01-0EP	COVER, SIDE STBD (BLACK)	1	W/TRANSOM(L)
3-2	61811-88L01-0EP	COVER, SIDE STBD (BLACK)	1	W/TRANSOM(X)
4-1	61821-88L01-0EP	COVER, SIDE PORT (BLACK)	1	W/TRANSOM(L)
4-2	61821-88L01-0EP	COVER, SIDE PORT (BLACK)	1	W/TRANSOM(X)
5-1	61815-99J00	SCREW, SIDE COVER (W/WASHER)(6X35)	10	W/TRANSOM(L) UP TO VIN.211996
5-2	09136-06148	SCREW (6X35)	10	W/TRANSOM(L) FROM VIN.211997
5-3	61815-99J00	SCREW, SIDE COVER (W/WASHER)(6X35)	10	W/TRANSOM(X) UP TO VIN.211996
5-4	09136-06148	SCREW (6X35)	10	W/TRANSOM(X) FROM VIN.211997
6	61151-88L00	CUSHION, SIDE COVER	1	
7	61831-88L00-0EP	PANEL, FRONT (BLACK)	1	
8	09118-08127	BOLT (8X40)	2	
9	09169-08039	WASHER	2	
10	09320-11013	CUSHION	2	
11	61412-88L00	HOOK, FRONT PANEL	1	
12	03542-05169	SCREW	2	
13	61632-93J00	SHAFT, ENGINE COVER HOOK	1	
14	61641-88L00	HOOK, ENGINE COVER	1	
15	09116-06127	BOLT (6X12)	1	
16	61633-88L00	LEVER, HOOK REAR	1	
17	09160-13014	WASHER (13.2X25X1)	1	
18	09164-14008	WASHER	1	
19	09202-04022	PIN	1	
20	09306-13007	BUSH	1	
21	09352-50901-600	HOSE (5X9X600)	1	L:600->20
22	61673-93J10	LATCH, HOOK LEVER	1	
23	01550-05107	BOLT	2	
24	61124-88L10	GROMMET, REMOCON CABLE	1	
25	09407-25402	CLAMP (L:248)	1	

FIG.228

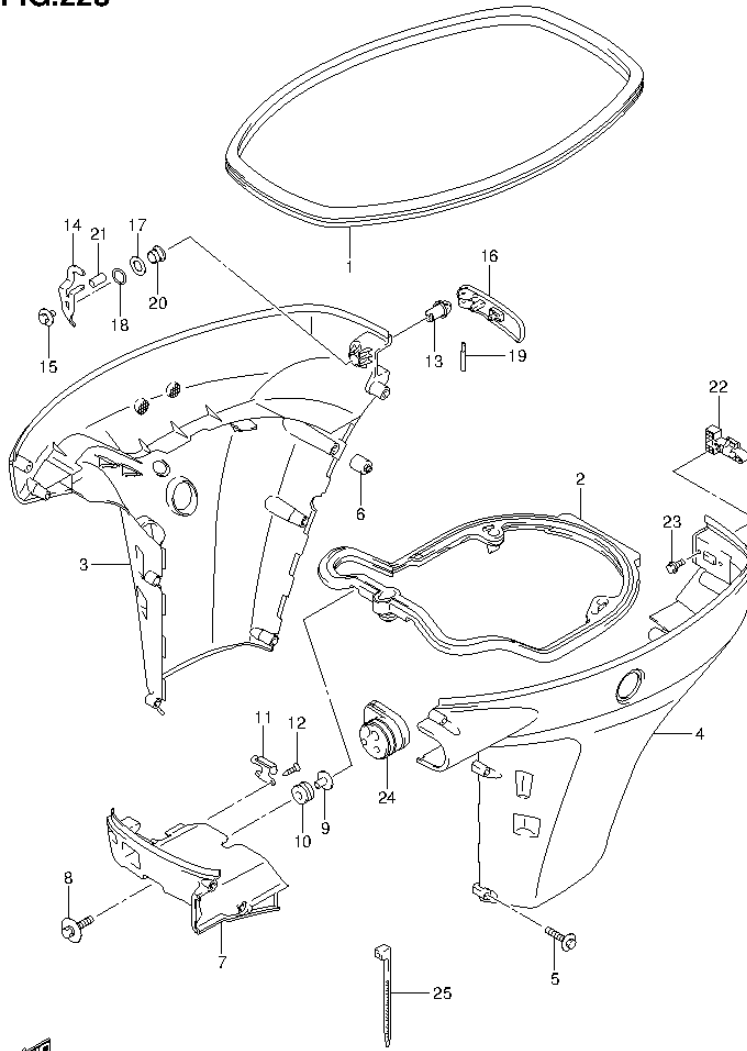


FIG.228 (2-I-3) SIDE COVER (DF60ATH E1)

REF NO.	PART NO.	DESCRIPTION	Q'TY	REMARKS
1	61112-88L10	RUBBER, SIDE COVER	1	
2	61134-88L00	SEAL, SIDE COVER	1	
3-1	61811-88L01-0EP	COVER, SIDE STBD (BLACK)	1	W/TRANSOM(L)
3-2	61811-88L01-0EP	COVER, SIDE STBD (BLACK)	1	W/TRANSOM(X)
4-1	61821-88L01-0EP	COVER, SIDE PORT (BLACK)	1	W/TRANSOM(L)
4-2	61821-88L01-0EP	COVER, SIDE PORT (BLACK)	1	W/TRANSOM(X)
5-1	61815-99J00	SCREW, SIDE COVER (W/WASHER)(6X35)	10	W/TRANSOM(L) UP TO VIN.211996
5-2	09136-06148	SCREW (6X35)	10	W/TRANSOM(L) FROM VIN.211997
5-3	61815-99J00	SCREW, SIDE COVER (W/WASHER)(6X35)	10	W/TRANSOM(X) UP TO VIN.211996
5-4	09136-06148	SCREW (6X35)	10	W/TRANSOM(X) FROM VIN.211997
6	61151-88L00	CUSHION, SIDE COVER	1	
7	61831-88L00-0EP	PANEL, FRONT (BLACK)	1	
8	09118-08127	BOLT (8X40)	2	
9	09169-08039	WASHER	2	
10	09320-11013	CUSHION	2	
11	61412-88L00	HOOK, FRONT PANEL	1	
12	03542-05169	SCREW	2	
13	61632-93J00	SHAFT, ENGINE COVER HOOK	1	
14	61641-88L00	HOOK, ENGINE COVER	1	
15	09116-06127	BOLT (6X12)	1	
16	61633-88L00	LEVER, HOOK REAR	1	
17	09160-13014	WASHER (13.2X25X1)	1	
18	09164-14008	WASHER	1	
19	09202-04022	PIN	1	
20	09306-13007	BUSH	1	
21	09352-50901-600	HOSE (5X9X600)	1	L:600->20
22	61673-93J10	LATCH, HOOK LEVER	1	
23	01550-05107	BOLT	2	
24	61124-88L10	GROMMET, REMOCON CABLE	1	
25	09407-25402	CLAMP (L:248)	1	

FIG.229

FIG.229 (2-I-4) SIDE COVER (DF60ATH E40)

REF NO.	PART NO.	DESCRIPTION	Q'TY	REMARKS
1	61112-88L10	RUBBER, SIDE COVER	1	
2	61134-88L00	SEAL, SIDE COVER	1	
3-1	61811-88L01-0EP	COVER, SIDE STBD (BLACK)	1	W/TRANSOM(L)
3-2	61811-88L01-0EP	COVER, SIDE STBD (BLACK)	1	W/TRANSOM(X)
4-1	61821-88L01-0EP	COVER, SIDE PORT (BLACK)	1	W/TRANSOM(L)
4-2	61821-88L01-0EP	COVER, SIDE PORT (BLACK)	1	W/TRANSOM(X)
5-1	61815-99J00	SCREW, SIDE COVER (W/WASHER)(6X35)	10	W/TRANSOM(L) UP TO VIN.211996
5-2	09136-06148	SCREW (6X35)	10	W/TRANSOM(L) FROM VIN.211997
5-3	61815-99J00	SCREW, SIDE COVER (W/WASHER)(6X35)	10	W/TRANSOM(X) UP TO VIN.211996
5-4	09136-06148	SCREW (6X35)	10	W/TRANSOM(X) FROM VIN.211997
6	61151-88L00	CUSHION, SIDE COVER	1	
7	61831-88L00-0EP	PANEL, FRONT (BLACK)	1	
8	09118-08127	BOLT (8X40)	2	
9	09169-08039	WASHER	2	
10	09320-11013	CUSHION	2	
11	61412-88L00	HOOK, FRONT PANEL	1	
12	03542-05169	SCREW	2	
13	61632-93J00	SHAFT, ENGINE COVER HOOK	1	
14	61641-88L00	HOOK, ENGINE COVER	1	
15	09116-06127	BOLT (6X12)	1	
16	61633-88L00	LEVER, HOOK REAR	1	
17	09160-13014	WASHER (13.2X25X1)	1	
18	09164-14008	WASHER	1	
19	09202-04022	PIN	1	
20	09306-13007	BUSH	1	
21	09352-50901-600	HOSE (5X9X600)	1	L:600->20
22	61673-93J10	LATCH, HOOK LEVER	1	
23	01550-05107	BOLT	2	
24	61124-88L10	GROMMET, REMOCON CABLE	1	
25	09407-25402	CLAMP (L:248)	1	

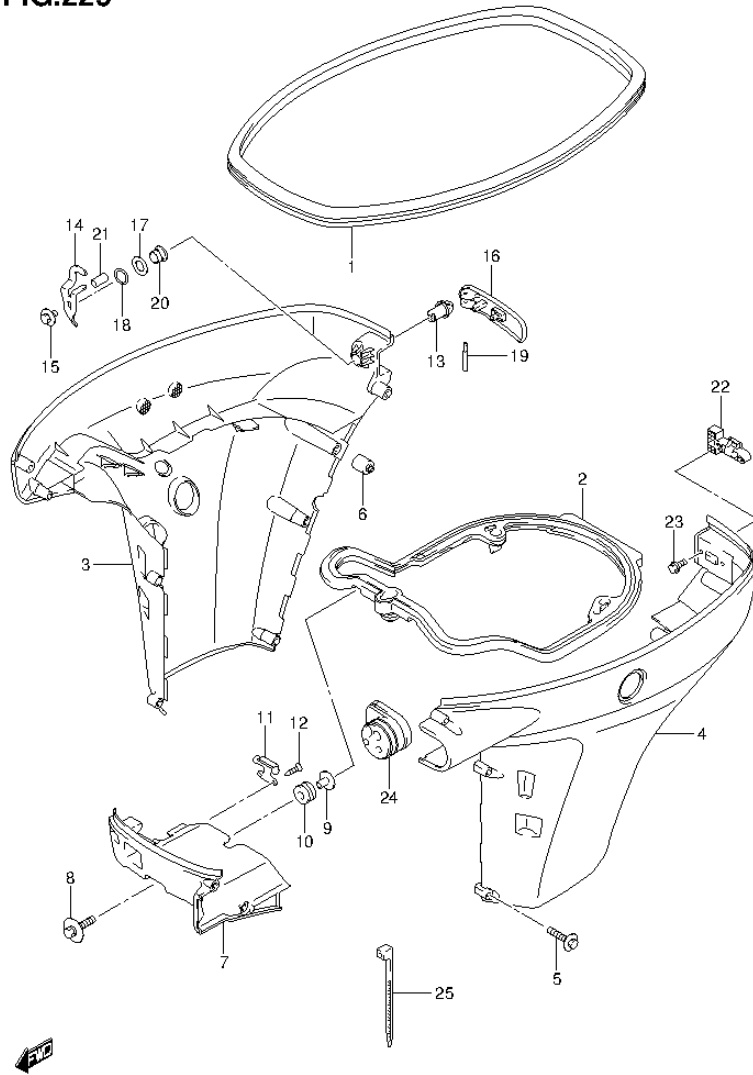


FIG.230

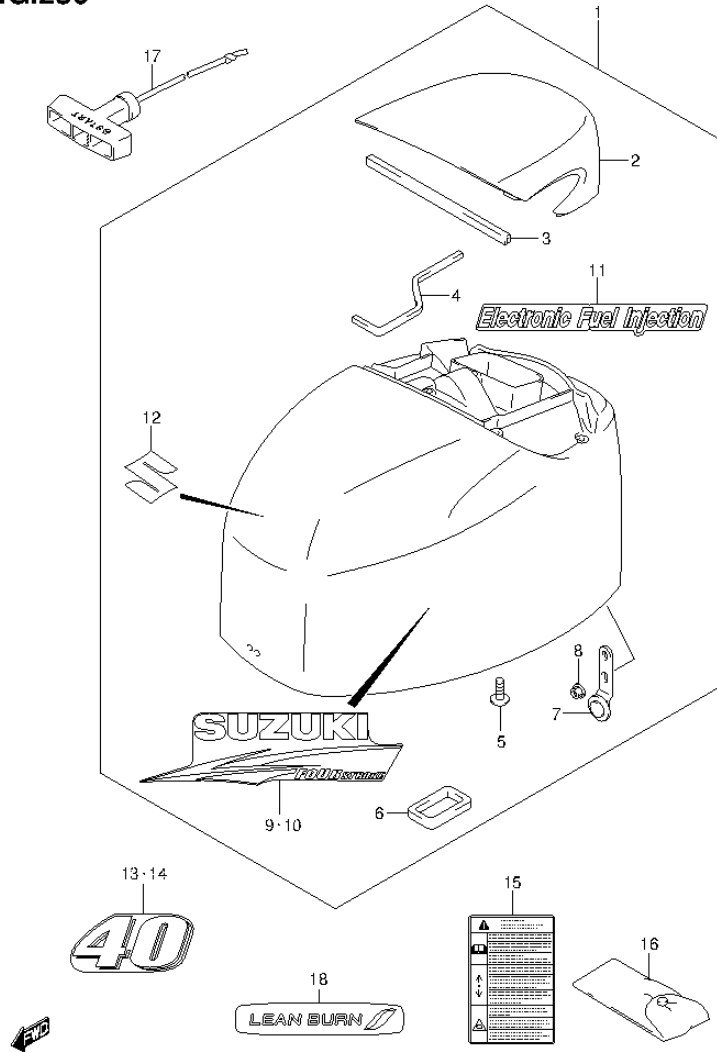


FIG.230 (2-I-5) ENGINE COVER (DF40A E1)

REF NO.	PART NO.	DESCRIPTION	Q'TY	REMARKS
1-1	61400-88804-OEP	COVER SET, ENGINE (BLACK)	1	
1-2	61400-88810-Y5S	COVER SET, ENGINE (WHITE)	1	
2-1	61431-88L00-OEP	.HANDLE, TILT UP (BLACK)	1	
2-2	61431-88L00-Y5S	.HANDLE, TILT UP (WHITE)	1	
3	61438-88L00	.SEAL, TILT UP HANDLE NO.1	1	
4	61439-88L00	.SEAL, TILT UP HANDLE NO.2	1	
5	03542-06169	.BOLT	5	
6	61476-88L00	.SEAL, AIR VENT	1	
7	61610-95J00	.FASTENER	1	
8	09159-06084	.NUT	1	
9-1	61443-88L02	.STRIPE, ENGINE COVER STBD	1	FOR 0EP
9-2	61443-88L10	.STRIPE, ENGINE COVER STBD	1	FOR Y5S
10-1	61453-88L02	.STRIPE, ENGINE COVER PORT	1	FOR 0EP
10-2	61453-88L10	.STRIPE, ENGINE COVER PORT	1	FOR Y5S
11-1	61446-87L12	.DECAL, EFI	1	FOR 0EP
11-2	61446-87L20	.DECAL, EFI	1	FOR Y5S
12	68111-18G20	.EMBLEM (S)	1	
13	61422-88L02	MARK, EMBLEM FRONT (40)	1	FOR 0EP
14-1	61435-88L02	MARK, EMBLEM REAR (40)	1	FOR 0EP
14-2	61435-88L30	MARK, EMBLEM REAR (40)	2	FOR Y5S
15	61458-99E40	LABEL, ENGINE COVER	1	
16	09800-81812	TOOL ASSY	1	
17	18210-88L00	KNOB ASSY, STARTER	1	
18	61471-98J00	DECAL, LEAN BURN	1	FOR Y5S

FIG.231

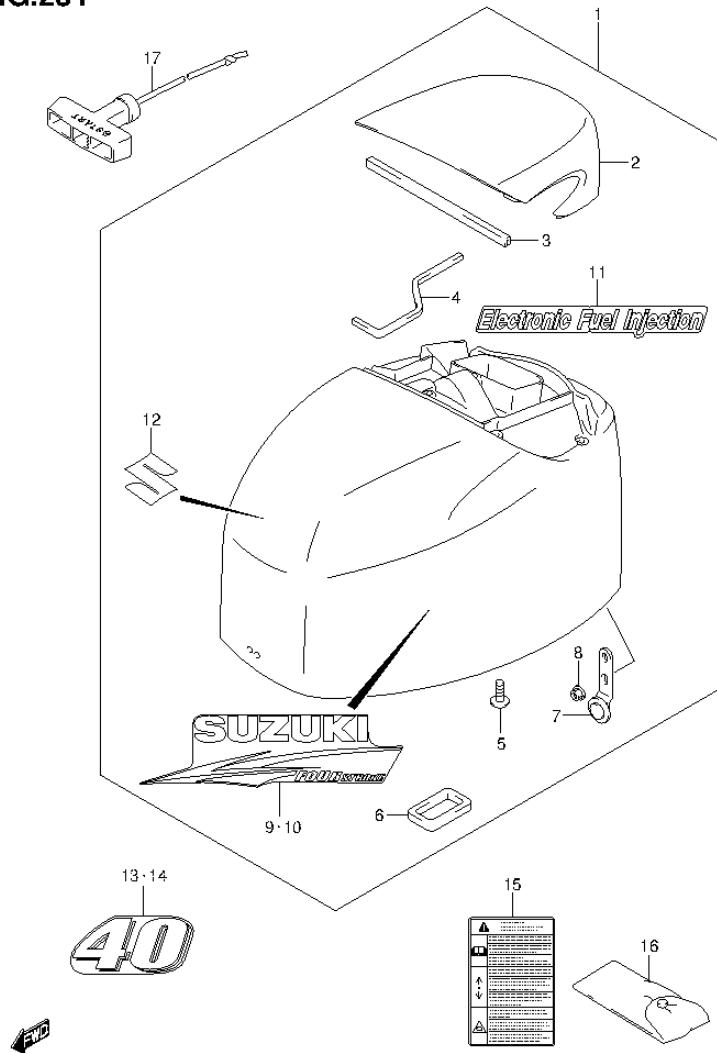


FIG.231 (2-I-6) ENGINE COVER (DF40AQH E1)

REF NO.	PART NO.	DESCRIPTION	Q'TY	REMARKS
1	61400-88804-OEP	COVER SET, ENGINE (BLACK)	1	
2	61431-88L00-OEP	.HANDLE, TILT UP (BLACK)	1	
3	61438-88L00	.SEAL, TILT UP HANDLE NO.1	1	
4	61439-88L00	.SEAL, TILT UP HANDLE NO.2	1	
5	03542-06169	.BOLT	5	
6	61476-88L00	.SEAL, AIR VENT	1	
7	61610-95J00	.FASTENER	1	
8	09159-06084	.NUT	1	
9	61443-88L02	.STRIPE, ENGINE COVER STBD	1	
10	61453-88L02	.STRIPE, ENGINE COVER PORT	1	
11	61446-87L12	.DECAL, EFI	1	
12	68111-18G20	.EMBLEM (S)	1	
13	61422-88L02	MARK, EMBLEM FRONT (40)	1	
14	61435-88L02	MARK, EMBLEM REAR (40)	1	
15	61458-99E40	LABEL, ENGINE COVER	1	
16	09800-81812	TOOL ASSY	1	
17	18210-88L00	KNOB ASSY, STARTER	1	

FIG.232

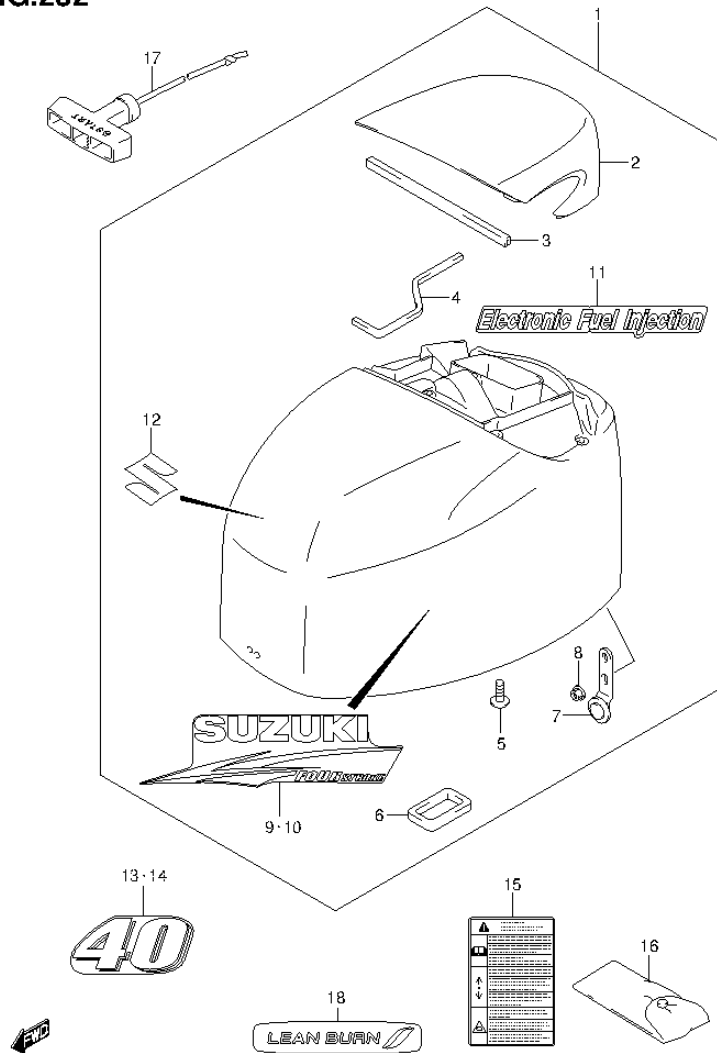


FIG.232 (2-I-7) ENGINE COVER (DF40AST E34)

REF NO.	PART NO.	DESCRIPTION	Q'TY	REMARKS
1-1	61400-88804-OEP	COVER SET, ENGINE (BLACK)	1	
1-2	61400-88810-Y5S	COVER SET, ENGINE (WHITE)	1	
2-1	61431-88L00-OEP	.HANDLE, TILT UP (BLACK)	1	
2-2	61431-88L00-Y5S	.HANDLE, TILT UP (WHITE)	1	
3	61438-88L00	.SEAL, TILT UP HANDLE NO.1	1	
4	61439-88L00	.SEAL, TILT UP HANDLE NO.2	1	
5	03542-06169	.BOLT	5	
6	61476-88L00	.SEAL, AIR VENT	1	
7	61610-95J00	.FASTENER	1	
8	09159-06084	.NUT	1	
9-1	61443-88L02	.STRIPE, ENGINE COVER STBD	1	FOR 0EP
9-2	61443-88L10	.STRIPE, ENGINE COVER STBD	1	FOR Y5S
10-1	61453-88L02	.STRIPE, ENGINE COVER PORT	1	FOR 0EP
10-2	61453-88L10	.STRIPE, ENGINE COVER PORT	1	FOR Y5S
11-1	61446-87L12	.DECAL, EFI	1	FOR 0EP
11-2	61446-87L20	.DECAL, EFI	1	FOR Y5S
12	68111-18G20	.EMBLEM (S)	1	
13	61422-88L02	MARK, EMBLEM FRONT (40)	1	FOR 0EP
14-1	61435-88L02	MARK, EMBLEM REAR (40)	1	FOR 0EP
14-2	61435-88L30	MARK, EMBLEM REAR (40)	2	FOR Y5S
15	61458-99E40	LABEL, ENGINE COVER	1	
16	09800-81812	TOOL ASSY	1	
17	18210-88L00	KNOB ASSY, STARTER	1	
18	61471-98J00	DECAL, LEAN BURN	1	FOR Y5S

FIG.233

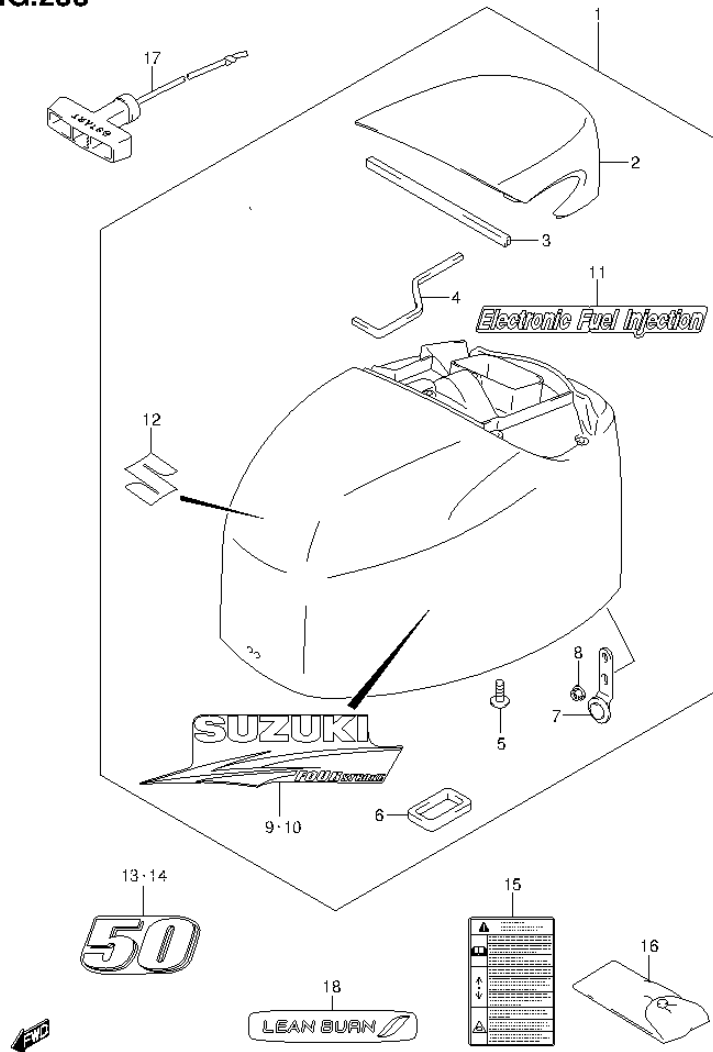


FIG.233 (2-I-8) ENGINE COVER (DF50A E1)

REF NO.	PART NO.	DESCRIPTION	Q'TY	REMARKS
1-1	61400-88804-0EP	COVER SET, ENGINE (BLACK)	1	
1-2	61400-88810-Y5S	COVER SET, ENGINE (WHITE)	1	
2-1	61431-88L00-0EP	.HANDLE, TILT UP (BLACK)	1	
2-2	61431-88L00-Y5S	.HANDLE, TILT UP (WHITE)	1	
3	61438-88L00	.SEAL, TILT UP HANDLE NO.1	1	
4	61439-88L00	.SEAL, TILT UP HANDLE NO.2	1	
5	03542-06169	.BOLT	5	
6	61476-88L00	.SEAL, AIR VENT	1	
7	61610-95J00	.FASTENER	1	
8	09159-06084	.NUT	1	
9-1	61443-88L02	.STRIPE, ENGINE COVER STBD	1	FOR 0EP
9-2	61443-88L10	.STRIPE, ENGINE COVER STBD	1	FOR Y5S
10-1	61453-88L02	.STRIPE, ENGINE COVER PORT	1	FOR 0EP
10-2	61453-88L10	.STRIPE, ENGINE COVER PORT	1	FOR Y5S
11-1	61446-87L12	.DECAL, EFI	1	FOR 0EP
11-2	61446-87L20	.DECAL, EFI	1	FOR Y5S
12	68111-18G20	.EMBLEM (S)	1	
13	61422-88L12	MARK, EMBLEM FRONT (50)	1	FOR 0EP
14-1	61435-88L12	MARK, EMBLEM REAR (50)	1	FOR 0EP
14-2	61435-88L40	MARK, EMBLEM REAR (50)	2	FOR Y5S
15	61458-99E40	LABEL, ENGINE COVER	1	
16	09800-81812	TOOL ASSY	1	
17	18210-88L00	KNOB ASSY, STARTER	1	
18	61471-98J00	DECAL, LEAN BURN	1	FOR Y5S

FIG.234

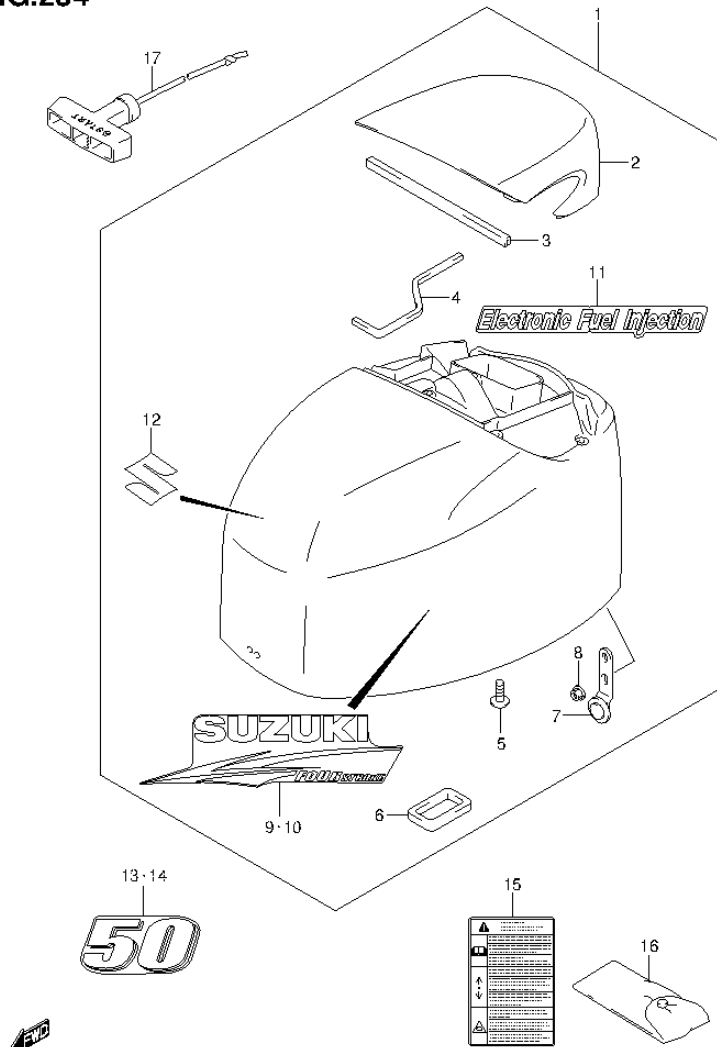


FIG.234 (2-I-9) ENGINE COVER (DF50ATH E1)

REF NO.	PART NO.	DESCRIPTION	Q'TY	REMARKS
1	61400-88804-OEP	COVER SET, ENGINE (BLACK)	1	
2	61431-88L00-OEP	.HANDLE, TILT UP (BLACK)	1	
3	61438-88L00	.SEAL, TILT UP HANDLE NO.1	1	
4	61439-88L00	.SEAL, TILT UP HANDLE NO.2	1	
5	03542-06169	.BOLT	5	
6	61476-88L00	.SEAL, AIR VENT	1	
7	61610-95J00	.FASTENER	1	
8	09159-06084	.NUT	1	
9	61443-88L02	.STRIPE, ENGINE COVER STBD	1	
10	61453-88L02	.STRIPE, ENGINE COVER PORT	1	
11	61446-87L12	.DECAL, EFI	1	
12	68111-18G20	.EMBLEM (S)	1	
13	61422-88L12	MARK, EMBLEM FRONT (50)	1	
14	61435-88L12	MARK, EMBLEM REAR (50)	1	
15	61458-99E40	LABEL, ENGINE COVER	1	
16	09800-81812	TOOL ASSY	1	
17	18210-88L00	KNOB ASSY, STARTER	1	

FIG.235

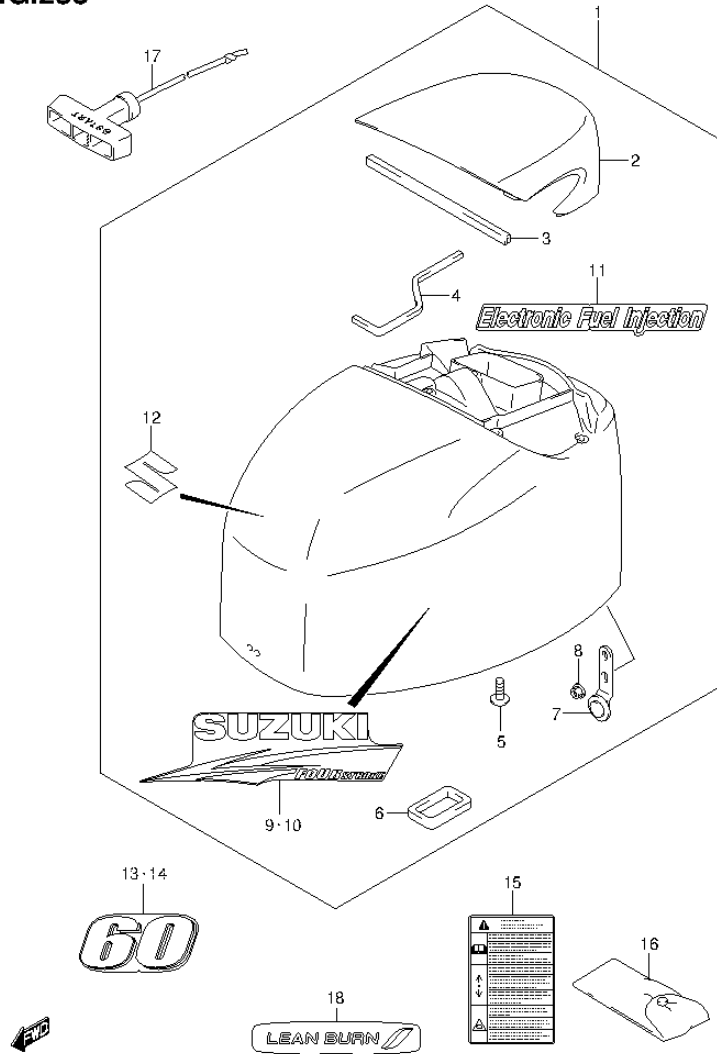


FIG.235 (2-I-10) ENGINE COVER (DF60A E1)

REF NO.	PART NO.	DESCRIPTION	Q'TY	REMARKS
1-1	61400-88804-OEP	COVER SET, ENGINE (BLACK)	1	
1-2	61400-88810-Y5S	COVER SET, ENGINE (WHITE)	1	
2-1	61431-88L00-OEP	.HANDLE, TILT UP (BLACK)	1	
2-2	61431-88L00-Y5S	.HANDLE, TILT UP (WHITE)	1	
3	61438-88L00	.SEAL, TILT UP HANDLE NO.1	1	
4	61439-88L00	.SEAL, TILT UP HANDLE NO.2	1	
5	03542-06169	.BOLT	5	
6	61476-88L00	.SEAL, AIR VENT	1	
7	61610-95J00	.FASTENER	1	
8	09159-06084	.NUT	1	
9-1	61443-88L02	.STRIPE, ENGINE COVER STBD	1	FOR 0EP
9-2	61443-88L10	.STRIPE, ENGINE COVER STBD	1	FOR Y5S
10-1	61453-88L02	.STRIPE, ENGINE COVER PORT	1	FOR 0EP
10-2	61453-88L10	.STRIPE, ENGINE COVER PORT	1	FOR Y5S
11-1	61446-87L12	.DECAL, EFI	1	FOR 0EP
11-2	61446-87L20	.DECAL, EFI	1	FOR Y5S
12	68111-18G20	.EMBLEM (S)	1	
13	61422-88L22	MARK, EMBLEM FRONT (60)	1	FOR 0EP
14-1	61435-88L22	MARK, EMBLEM REAR (60)	1	FOR 0EP
14-2	61435-88L50	MARK, EMBLEM REAR (60)	2	FOR Y5S
15	61458-99E40	LABEL, ENGINE COVER	1	
16	09800-81812	TOOL ASSY	1	
17	18210-88L00	KNOB ASSY, STARTER	1	
18	61471-98J00	DECAL, LEAN BURN	1	FOR Y5S

FIG.236

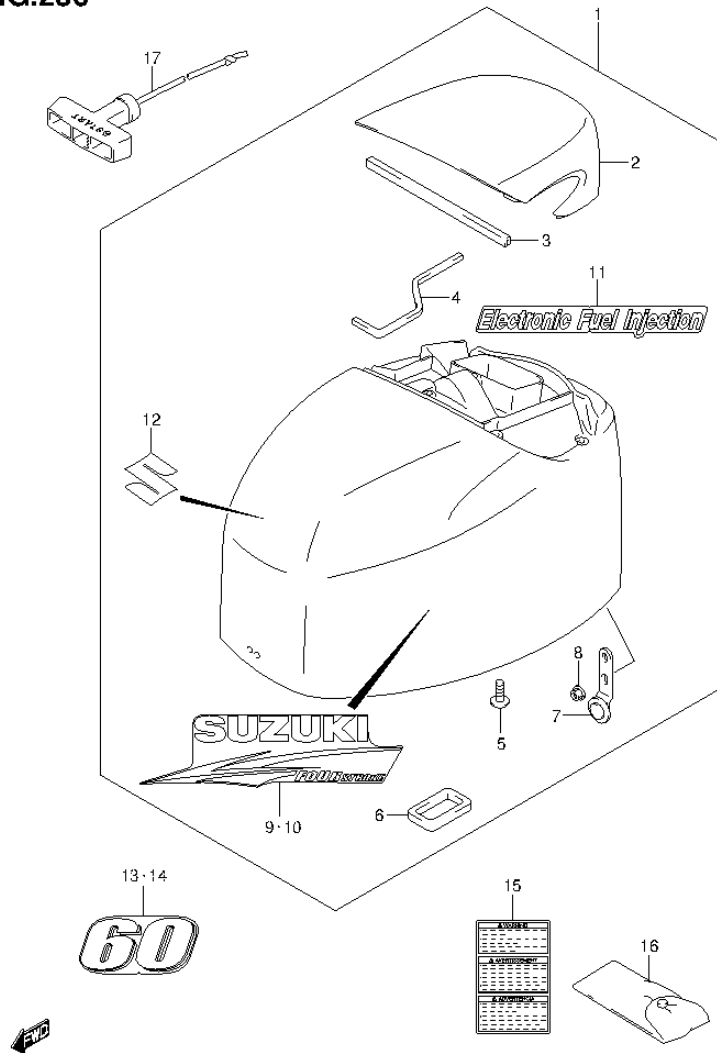


FIG.236 (2-I-11) ENGINE COVER (DF60A E40)

REF NO.	PART NO.	DESCRIPTION	Q'TY	REMARKS
1	61400-88804-OEP	COVER SET, ENGINE (BLACK)	1	
2	61431-88L00-OEP	.HANDLE, TILT UP (BLACK)	1	
3	61438-88L00	.SEAL, TILT UP HANDLE NO.1	1	
4	61439-88L00	.SEAL, TILT UP HANDLE NO.2	1	
5	03542-06169	.BOLT	5	
6	61476-88L00	.SEAL, AIR VENT	1	
7	61610-95J00	.FASTENER	1	
8	09159-06084	.NUT	1	
9	61443-88L02	.STRIPE, ENGINE COVER STBD	1	
10	61453-88L02	.STRIPE, ENGINE COVER PORT	1	
11	61446-87L12	.DECAL, EFI	1	
12	68111-18G20	.EMBLEM (S)	1	
13	61422-88L22	MARK, EMBLEM FRONT (60)	1	
14	61435-88L22	MARK, EMBLEM REAR (60)	1	
15	61458-99E31	LABEL, ENGINE COVER	1	
16	09800-81812	TOOL ASSY	1	
17	18210-88L00	KNOB ASSY, STARTER	1	

FIG.237

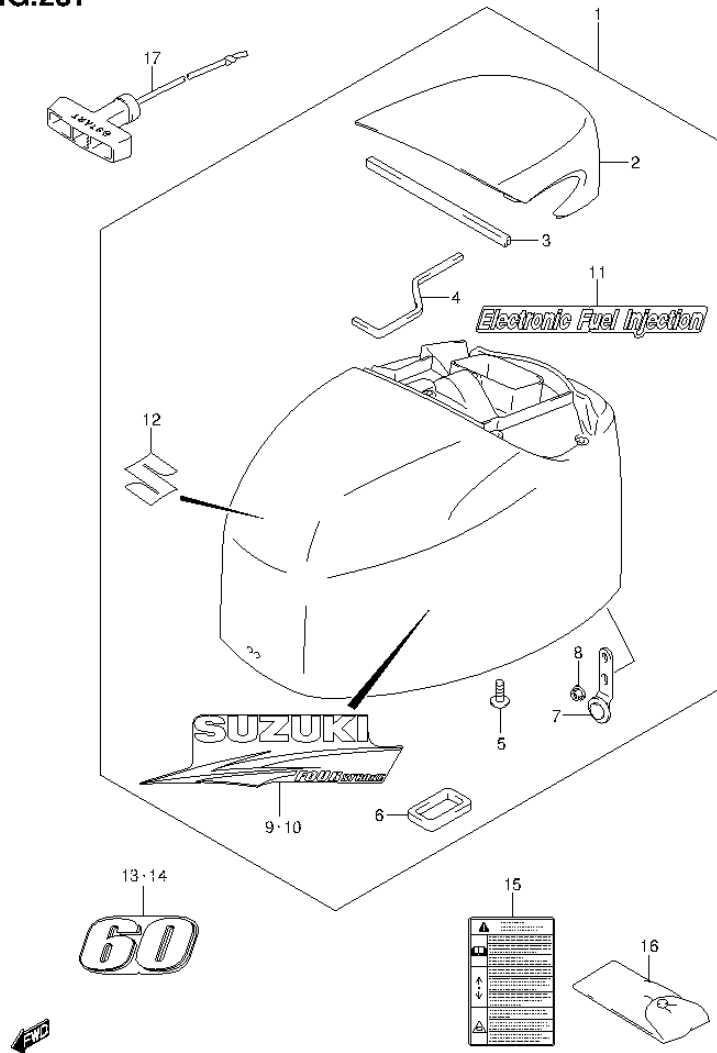
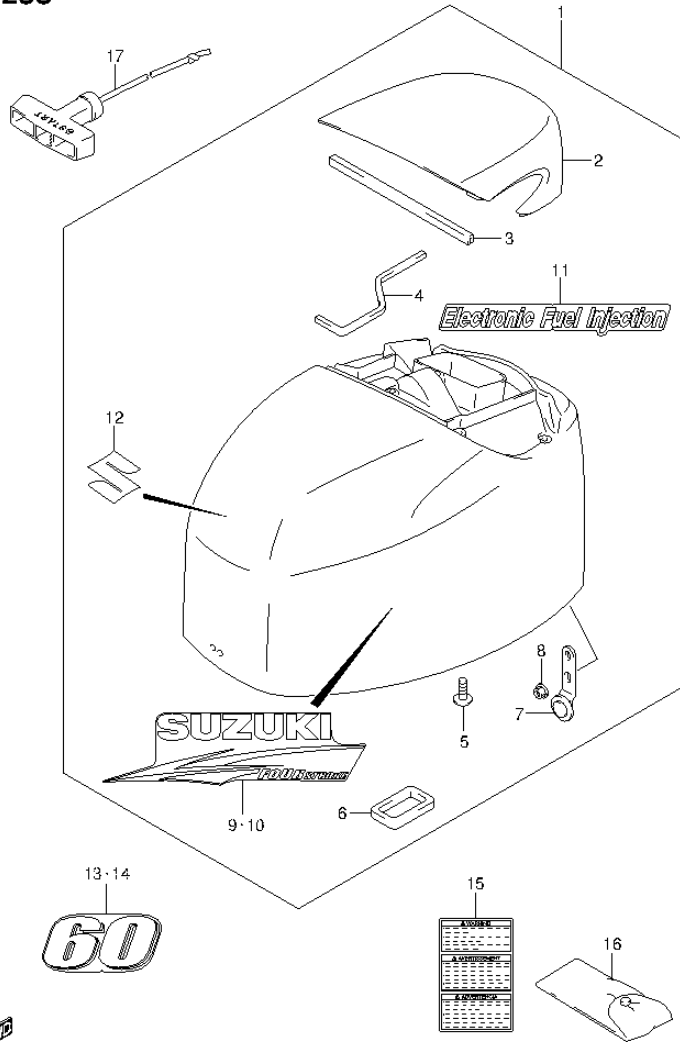


FIG.237 (2-I-12) ENGINE COVER (DF60AQH E1)

REF NO.	PART NO.	DESCRIPTION	Q'TY	REMARKS
1	61400-88804-OEP	COVER SET, ENGINE (BLACK)	1	
2	61431-88L00-OEP	.HANDLE, TILT UP (BLACK)	1	
3	61438-88L00	.SEAL, TILT UP HANDLE NO.1	1	
4	61439-88L00	.SEAL, TILT UP HANDLE NO.2	1	
5	03542-06169	.BOLT	5	
6	61476-88L00	.SEAL, AIR VENT	1	
7	61610-95J00	.FASTENER	1	
8	09159-06084	.NUT	1	
9	61443-88L02	.STRIPE, ENGINE COVER STBD	1	
10	61453-88L02	.STRIPE, ENGINE COVER PORT	1	
11	61446-87L12	.DECAL, EFI	1	
12	68111-18G20	.EMBLEM (S)	1	
13	61422-88L22	MARK, EMBLEM FRONT (60)	1	
14	61435-88L22	MARK, EMBLEM REAR (60)	1	
15	61458-99E40	LABEL, ENGINE COVER	1	
16	09800-81812	TOOL ASSY	1	
17	18210-88L00	KNOB ASSY, STARTER	1	

FIG.238

FIG.238 (2-I-13) ENGINE COVER (DF60AQH E40)



REF NO.	PART NO.	DESCRIPTION	Q'TY	REMARKS
1	61400-88804-OEP	COVER SET, ENGINE (BLACK)	1	
2	61431-88L00-OEP	.HANDLE, TILT UP (BLACK)	1	
3	61438-88L00	.SEAL, TILT UP HANDLE NO.1	1	
4	61439-88L00	.SEAL, TILT UP HANDLE NO.2	1	
5	03542-06169	.BOLT	5	
6	61476-88L00	.SEAL, AIR VENT	1	
7	61610-95J00	.FASTENER	1	
8	09159-06084	.NUT	1	
9	61443-88L02	.STRIPE, ENGINE COVER STBD	1	
10	61453-88L02	.STRIPE, ENGINE COVER PORT	1	
11	61446-87L12	.DECAL, EFI	1	
12	68111-18G20	.EMBLEM (S)	1	
13	61422-88L22	MARK, EMBLEM FRONT (60)	1	
14	61435-88L22	MARK, EMBLEM REAR (60)	1	
15	61458-99E31	LABEL, ENGINE COVER	1	
16	09800-81812	TOOL ASSY	1	
17	18210-88L00	KNOB ASSY, STARTER	1	

FIG.239

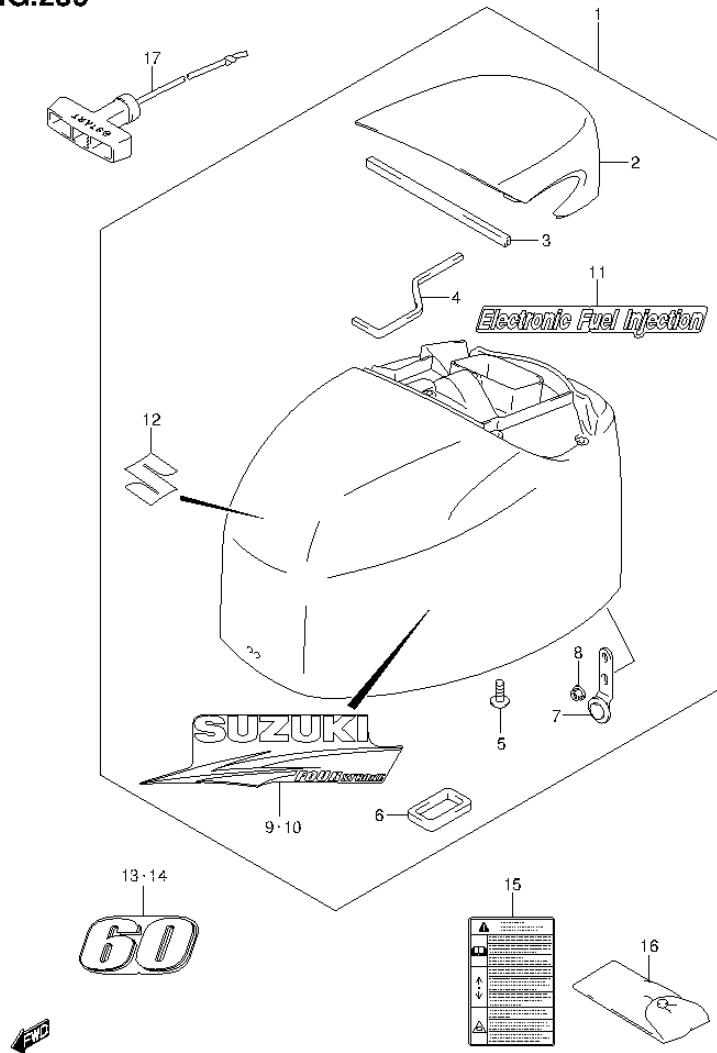


FIG.239 (2-I-14) ENGINE COVER (DF60ATH E1)

REF NO.	PART NO.	DESCRIPTION	Q'TY	REMARKS
1	61400-88804-OEP	COVER SET, ENGINE (BLACK)	1	
2	61431-88L00-OEP	.HANDLE, TILT UP (BLACK)	1	
3	61438-88L00	.SEAL, TILT UP HANDLE NO.1	1	
4	61439-88L00	.SEAL, TILT UP HANDLE NO.2	1	
5	03542-06169	.BOLT	5	
6	61476-88L00	.SEAL, AIR VENT	1	
7	61610-95J00	.FASTENER	1	
8	09159-06084	.NUT	1	
9	61443-88L02	.STRIPE, ENGINE COVER STBD	1	
10	61453-88L02	.STRIPE, ENGINE COVER PORT	1	
11	61446-87L12	.DECAL, EFI	1	
12	68111-18G20	.EMBLEM (S)	1	
13	61422-88L22	MARK, EMBLEM FRONT (60)	1	
14	61435-88L22	MARK, EMBLEM REAR (60)	1	
15	61458-99E40	LABEL, ENGINE COVER	1	
16	09800-81812	TOOL ASSY	1	
17	18210-88L00	KNOB ASSY, STARTER	1	

FIG.240

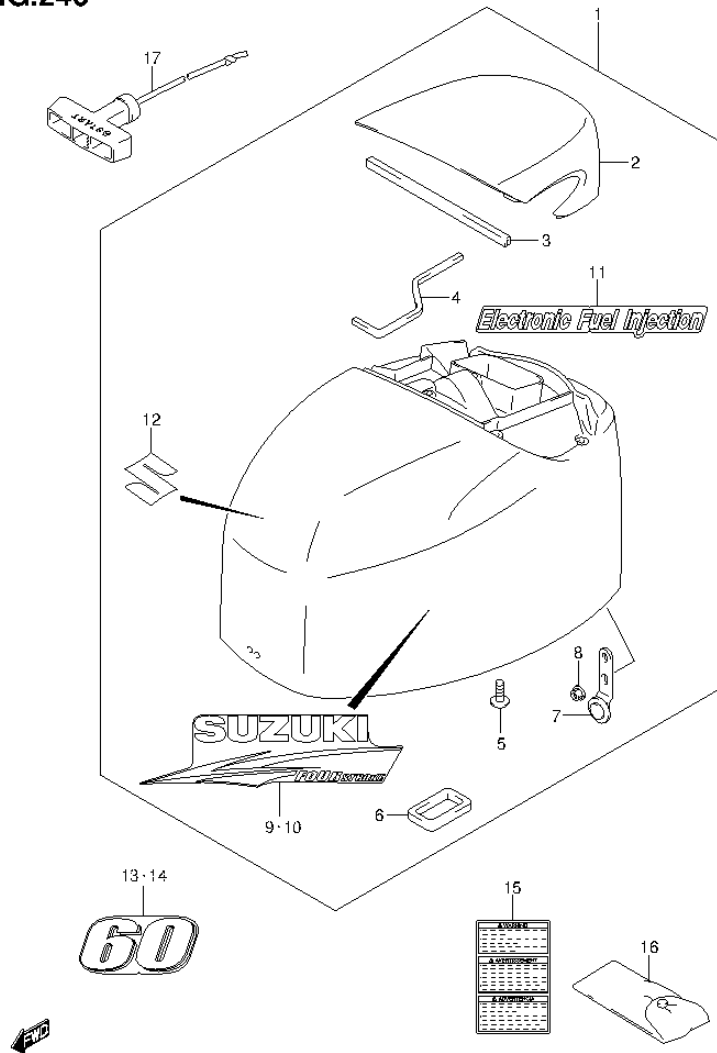


FIG.240 (2-I-15) ENGINE COVER (DF60ATH E40)

REF NO.	PART NO.	DESCRIPTION	Q'TY	REMARKS
1	61400-88804-OEP	COVER SET, ENGINE (BLACK)	1	
2	61431-88L00-OEP	.HANDLE, TILT UP (BLACK)	1	
3	61438-88L00	.SEAL, TILT UP HANDLE NO.1	1	
4	61439-88L00	.SEAL, TILT UP HANDLE NO.2	1	
5	03542-06169	.BOLT	5	
6	61476-88L00	.SEAL, AIR VENT	1	
7	61610-95J00	.FASTENER	1	
8	09159-06084	.NUT	1	
9	61443-88L02	.STRIPE, ENGINE COVER STBD	1	
10	61453-88L02	.STRIPE, ENGINE COVER PORT	1	
11	61446-87L12	.DECAL, EFI	1	
12	68111-18G20	.EMBLEM (S)	1	
13	61422-88L22	MARK, EMBLEM FRONT (60)	1	
14	61435-88L22	MARK, EMBLEM REAR (60)	1	
15	61458-99E31	LABEL, ENGINE COVER	1	
16	09800-81812	TOOL ASSY	1	
17	18210-88L00	KNOB ASSY, STARTER	1	

FIG.241

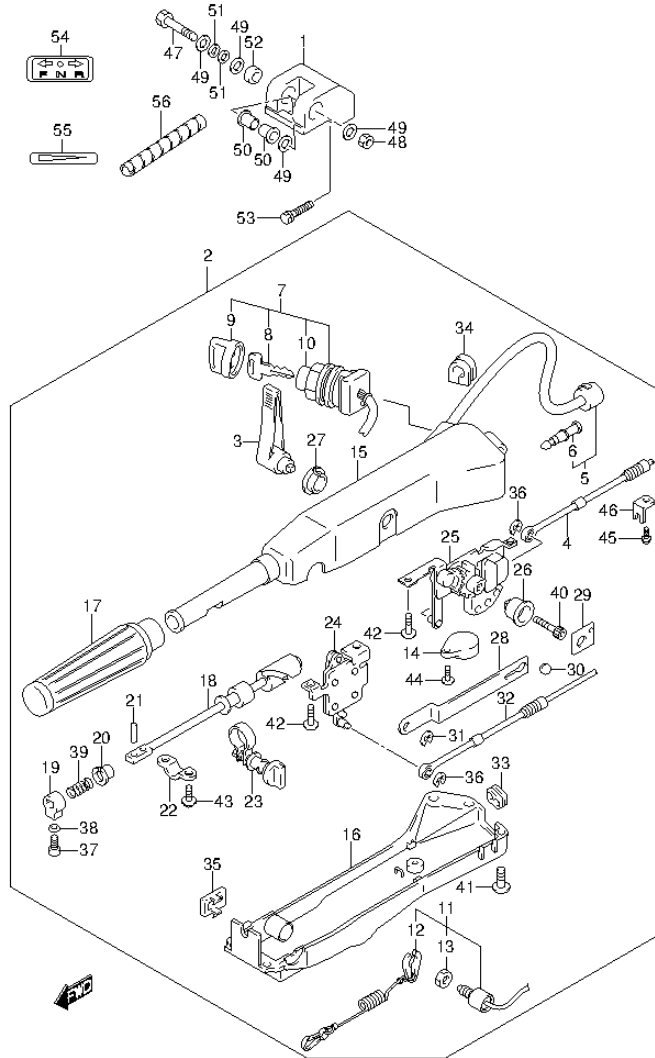


FIG.241 (2-J-2) TILLER HANDLE (DF40AQH E1)

REF NO.	PART NO.	DESCRIPTION	Q'TY	REMARKS
1-1	43761-87J30-OEP	BRACKET, TILLER HANDLE (BLACK)	1	UP TO VIN.210846
1-2	43761-87J12-OEP	BRACKET, TILLER HANDLE (BLACK)	1	FROM VIN.210847
2-1	63108-87J31-OEP	HANDLE ASSY, TILLER (BLACK)	1	UP TO VIN.210846
2-2	63110-88L16-OEP	HANDLE ASSY, TILLER (BLACK)	1	FROM VIN.210847
3	21111-87J10-OEP	..LEVER, SHIFT (BLACK)	1	
4	23230-88L00	..CABLE, SHIFT	1	
5	36620-88L01	..WIRE ASSY, HANDLE	1	
6	36615-96300	..TERMINAL	3	
7	37110-87J21	..SWITCH ASSY, IGNITION	1	
8-1	37141-99E00	..KEY (931)	1	
8-2	37141-99E10	..KEY (932)	1	
8-3	37141-99E20	..KEY (933)	1	
8-4	37141-99E30	..KEY (934)	1	
8-5	37141-99E40	..KEY (935)	1	
8-6	37141-99E50	..KEY (936)	1	
8-7	37141-99E60	..KEY (937)	1	
8-8	37141-99E70	..KEY (938)	1	
8-9	37141-99E80	..KEY (939)	1	
8-10	37141-99E90	..KEY (940)	1	
8-11	37141-99EA0	..KEY (941)	1	
8-12	37141-99EB0	..KEY (942)	1	
9	37143-99E00	..CAP, KEY	1	
10	37149-93J00	..CAP, CYLINDER BODY	1	
11	37820-87J02	..SWITCH ASSY, EMERGENCY	1	
12	37823-92E01	..PLATE, LOCK	1	
13	37826-92E00	..NUT	1	
14	38500-92X50	..BUZZER	1	
15	63109-87J00-OEP	..HOUSING, TILLER HANDLE (BLACK)	1	

FIG.241

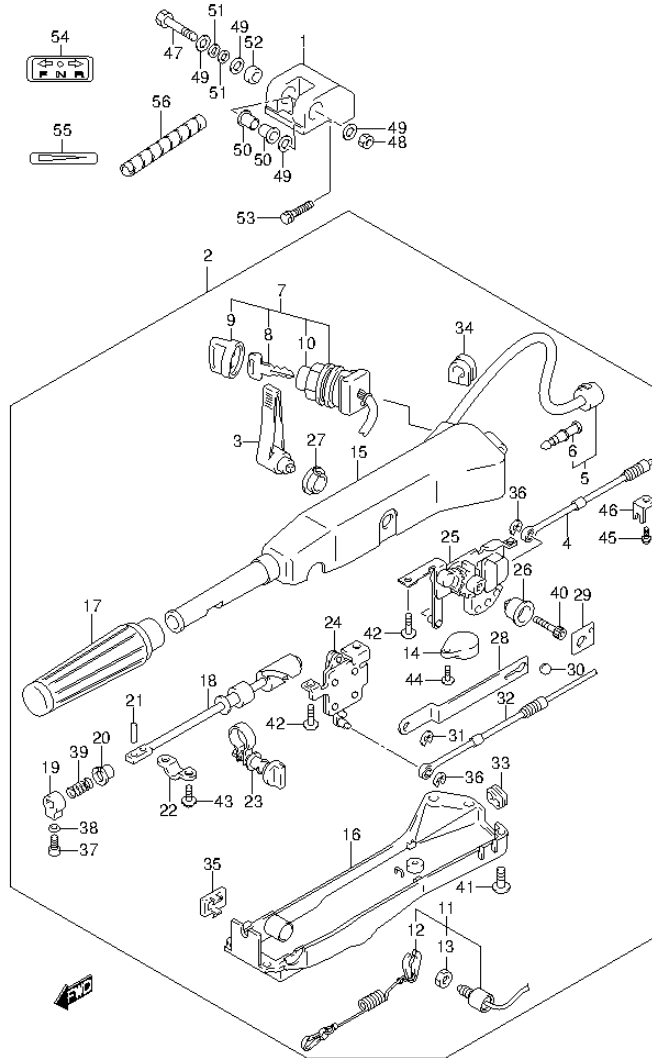


FIG.241 (2-J-3) TILLER HANDLE (DF40AQH E1)

REF NO.	PART NO.	DESCRIPTION	Q'TY	REMARKS
16	63121-87J04	.COVER, UNDER	1	
17	63210-93E30	.GRIP, HANDLE	1	
18	63221-87J00	.SHAFT, THROTTLE	1	
19	63223-92D00	.STOPPER, HANDLE ROD	1	
20	63225-93200	.BUSH, HANDLE ROD	1	
21	63227-93200	.PIN, HANDLE ROD	1	
22	63235-87J00	.PLATE, THROTTLE SHAFT	1	
23	63204-87J00	.ADJUSTER ASSY, THROTTLE	1	
24	63250-87J01	.ARM ASSY, THROTTLE	1	
25	63260-87J02	.GEAR ASSY, SHIFT	1	
26	63261-87J00	.BUSH, SHIFT GEAR	1	
27	63262-87J00	.BUSH, SHIFT LEVER	1	
28	63271-87J00	.PLATE, LOCK	1	
29	63272-87J00	.PLATE, BALL GUIDE	1	
30	63273-87J00	.BALL	1	
31	63274-87J00	.E RING	1	
32	63610-88L00	.CABLE, THROTTLE	1	
33	63625-99E00	.GROMMET, THROTTLE CABLE	1	
34	63626-99E01	.GROMMET, WIRE HARNESS	1	
35	67263-87J10	.COVER, TRIM SWITCH	1	
36	67292-87J00	.E RING	2	
37	09126-06015	.SCREW (6X23)	1	
38	09163-06001	.LOCK WASHER	1	
39	09440-12027	.SPRING	1	
40	09106-08099	.BOLT (8X50)	1	
41	09125-05047	.SCREW (5X14)	6	
42	63251-87J00	.BOLT (6X12)	4	
43	09136-05008	.SCREW (5X12)	2	
44	02142-05207	.SCREW	1	
45	63611-87J00	.BOLT CLAMP BRACKET	2	
46	63612-87J00	.BRACKET, CLAMP	2	

FIG.241

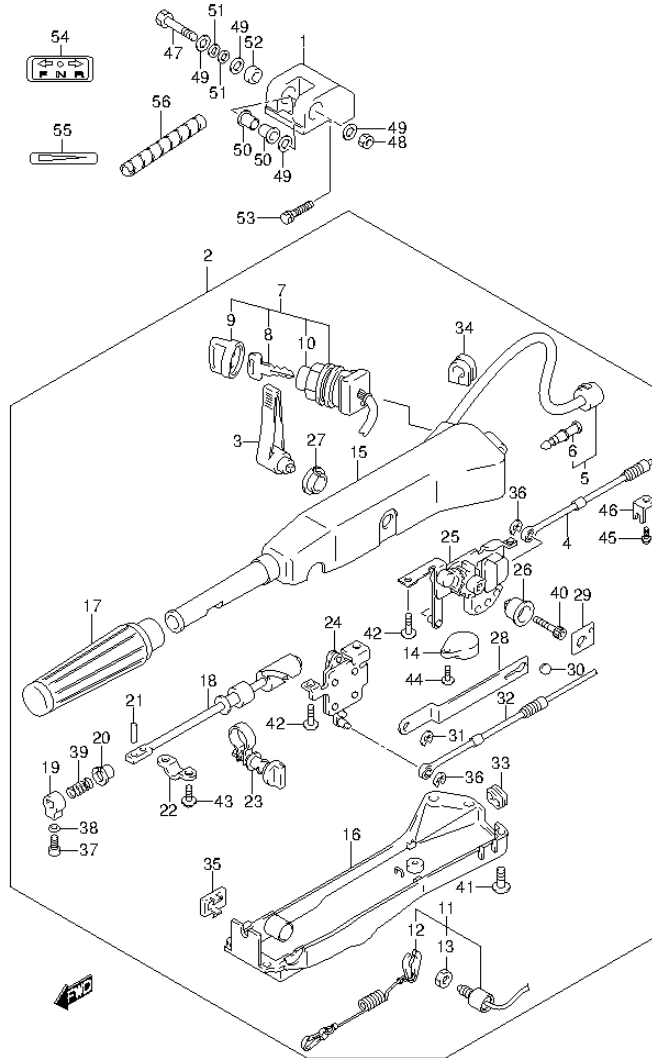


FIG.241 (2-J-4) TILLER HANDLE (DF40AQH E1)

REF NO.	PART NO.	DESCRIPTION	Q'TY	REMARKS
47	09100-10264	BOLT (10X80)	1	
48	09159-10050	NUT	1	
49-1	09160-10114	WASHER (10.5X22X1.5)	4	UP TO VIN.210846
49-2	09160-10114	WASHER (10.5X22X1.5)	3	FROM VIN.210847
49-3	09160-10097	WASHER (10.5X22X2.5)	1	FROM VIN.210847
50	09306-10020	BUSH	2	
51	09164-10016	WASHER	2	
52	43768-90J01	SPACER, TILLER HANDLE	1	
53	09117-10058	BOLT (10X45)	2	
54	21131-96010	MARK, CLUTCH SHIFT	1	
55	63215-93110	MARK, HANDLE GRIP	1	
56	33833-91J00	TUBE, THROTTLE CABLE	1	

FIG.242

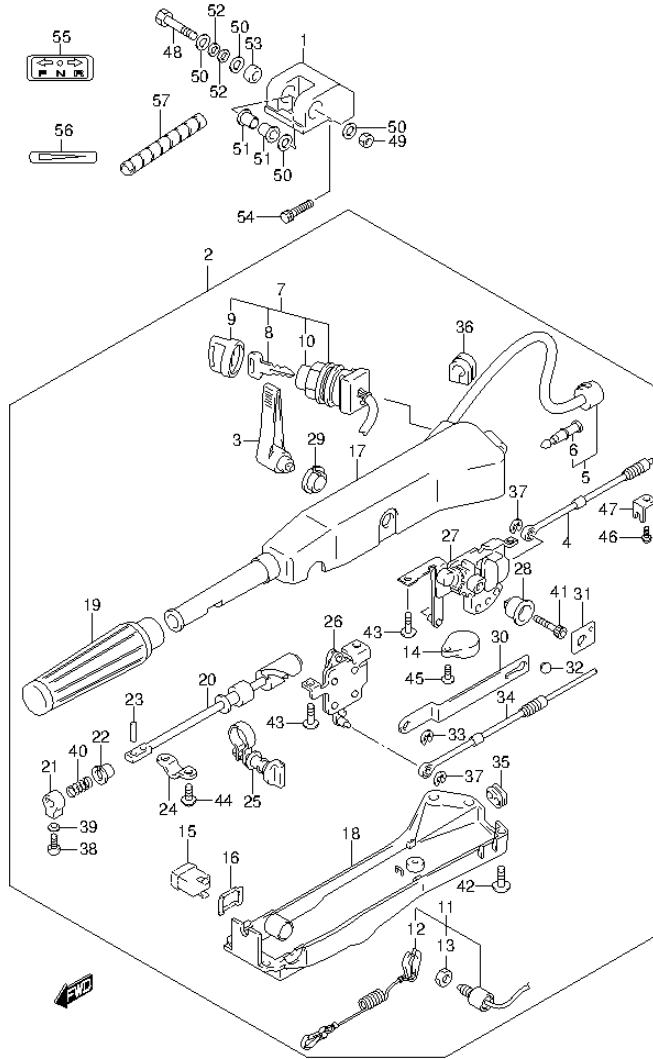


FIG.242 (2-J-5) TILLER HANDLE (DF50ATH E1)

REF NO.	PART NO.	DESCRIPTION	Q'TY	REMARKS
1-1	43761-87J30-0EP	BRACKET, TILLER HANDLE (BLACK)	1	UP TO VIN.211588
1-2	43761-87J12-0EP	BRACKET, TILLER HANDLE (BLACK)	1	FROM VIN.211589
2-1	63002-88L06-0EP	HANDLE ASSY, TILLER (BLACK)	1	UP TO VIN.211588
2-2	63110-88L06-0EP	HANDLE ASSY, TILLER (BLACK)	1	FROM VIN.211589
3	21111-87J10-0EP	LEVER, SHIFT (BLACK)	1	
4	23230-88L00	..CABLE, SHIFT	1	
5	36620-88L01	..WIRE ASSY, HANDLE	1	
6	36615-96300	..TERMINAL	3	
7	37110-87J21	..SWITCH ASSY, IGNITION	1	
8-1	37141-99E00	..KEY (931)	1	
8-2	37141-99E10	..KEY (932)	1	
8-3	37141-99E20	..KEY (933)	1	
8-4	37141-99E30	..KEY (934)	1	
8-5	37141-99E40	..KEY (935)	1	
8-6	37141-99E50	..KEY (936)	1	
8-7	37141-99E60	..KEY (937)	1	
8-8	37141-99E70	..KEY (938)	1	
8-9	37141-99E80	..KEY (939)	1	
8-10	37141-99E90	..KEY (940)	1	
8-11	37141-99EA0	..KEY (941)	1	
8-12	37141-99EB0	..KEY (942)	1	
9	37143-99E00	..CAP, KEY	1	
10	37149-93J00	..CAP, CYLINDER BODY	1	
11	37820-87J02	..SWITCH ASSY, EMERGENCY	1	
12	37823-92E01	..PLATE, LOCK	1	
13	37826-92E00	..NUT	1	
14	38500-92X50	..BUZZER	1	
15	37850-87J00	..SWITCH ASSY, TRIM	1	
16	37852-87J00	..PLATE, TRIM SWITCH	1	
17	63109-87J00-0EP	..HOUSING, TILLER HANDLE (BLACK)	1	

FIG.242

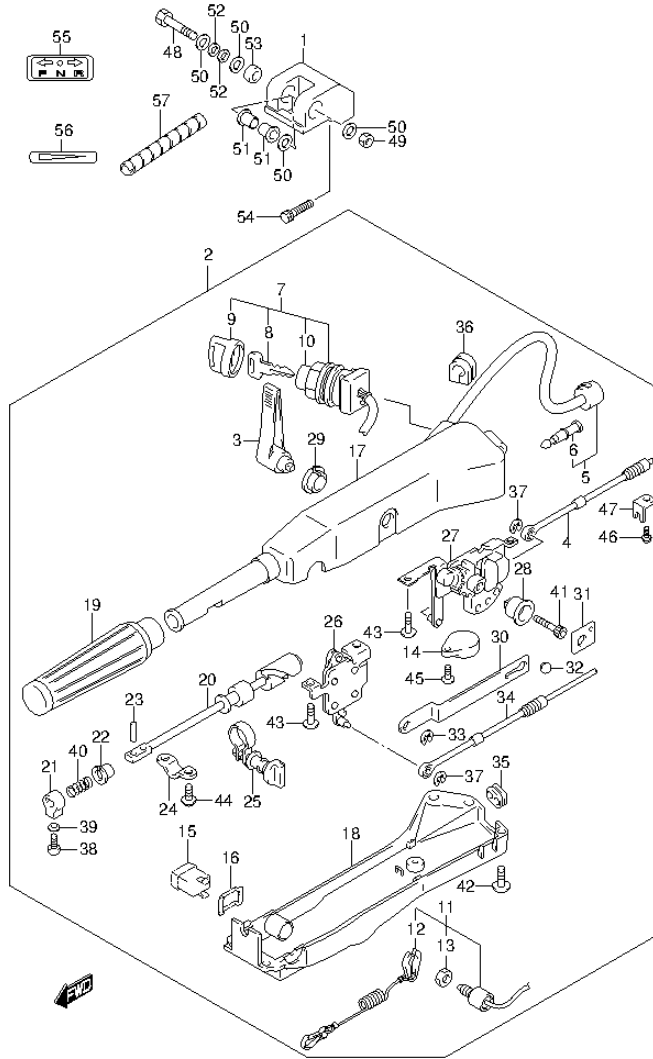


FIG.242 (2-J-6) TILLER HANDLE (DF50ATH E1)

REF NO.	PART NO.	DESCRIPTION	Q'TY	REMARKS
18	63121-87J04	.COVER, UNDER	1	
19	63210-93E30	.GRIP, HANDLE	1	
20	63221-87J00	.SHAFT, THROTTLE	1	
21	63223-92D00	.STOPPER, HANDLE ROD	1	
22	63225-93200	.BUSH, HANDLE ROD	1	
23	63227-93200	.PIN, HANDLE ROD	1	
24	63235-87J00	.PLATE, THROTTLE SHAFT	1	
25	63204-87J00	.ADJUSTER ASSY, THROTTLE	1	
26	63250-87J01	.ARM ASSY, THROTTLE	1	
27	63260-87J02	.GEAR ASSY, SHIFT	1	
28	63261-87J00	.BUSH, SHIFT GEAR	1	
29	63262-87J00	.BUSH, SHIFT LEVER	1	
30	63271-87J00	.PLATE, LOCK	1	
31	63272-87J00	.PLATE, BALL GUIDE	1	
32	63273-87J00	.BALL	1	
33	63274-87J00	.E RING	1	
34	63610-88L00	.CABLE, THROTTLE	1	
35	63625-99E00	.GROMMET, THROTTLE CABLE	1	
36	63626-99E01	.GROMMET, WIRE HARNESS	1	
37	67292-87J00	.E RING	2	
38	09126-06015	.SCREW (6X23)	1	
39	09163-06001	.LOCK WASHER	1	
40	09440-12027	.SPRING	1	
41	09106-08099	.BOLT (8X50)	1	
42	09125-05047	.SCREW (5X14)	6	
43	63251-87J00	.BOLT (6X12)	4	
44	09136-05008	.SCREW (5X12)	2	
45	02142-05207	.SCREW	1	
46	63611-87J00	.BOLT CLAMP BRACKET	2	
47	63612-87J00	.BRACKET, CLAMP	2	

FIG.242

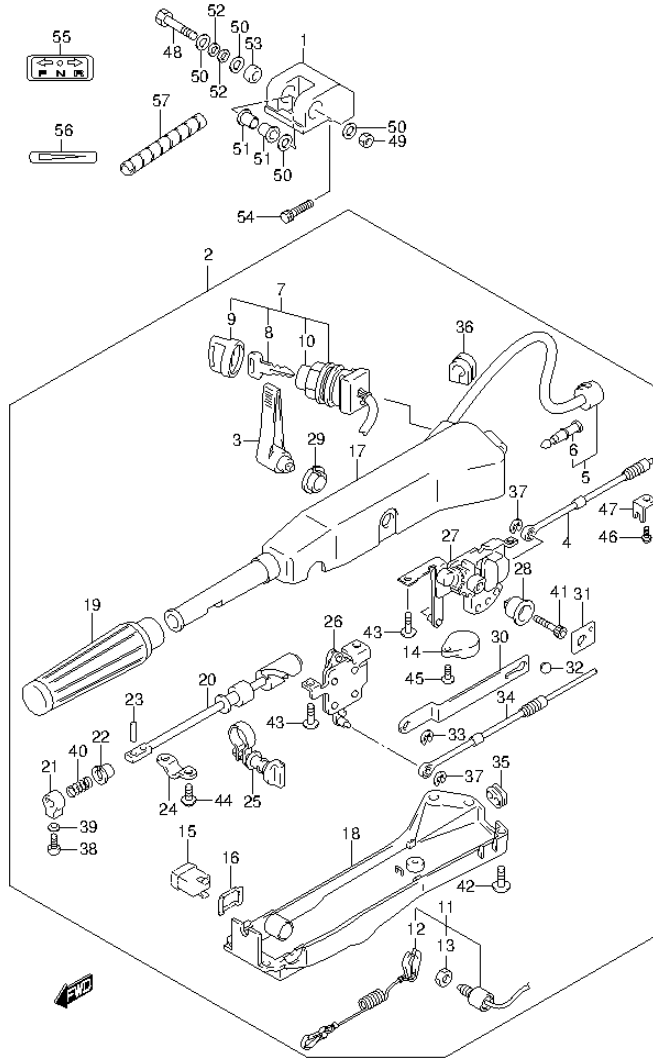


FIG.242 (2-J-7) TILLER HANDLE (DF50ATH E1)

REF NO.	PART NO.	DESCRIPTION	Q'TY	REMARKS
48	09100-10264	BOLT (10X80)	1	
49	09159-10050	NUT	1	
50-1	09160-10114	WASHER (10.5X22X1.5)	4	UP TO VIN.211588
50-2	09160-10114	WASHER (10.5X22X1.5)	3	FROM VIN.211589
50-3	09160-10097	WASHER (10.5X22X2.5)	1	FROM VIN.211589
51	09306-10020	BUSH	2	
52	09164-10016	WASHER	2	
53	43768-90J01	SPACER, TILLER HANDLE	1	
54	09117-10058	BOLT (10X45)	2	
55	21131-96010	MARK, CLUTCH SHIFT	1	
56	63215-93110	MARK, HANDLE GRIP	1	
57	33833-91J00	TUBE, THROTTLE CABLE	1	

FIG.243

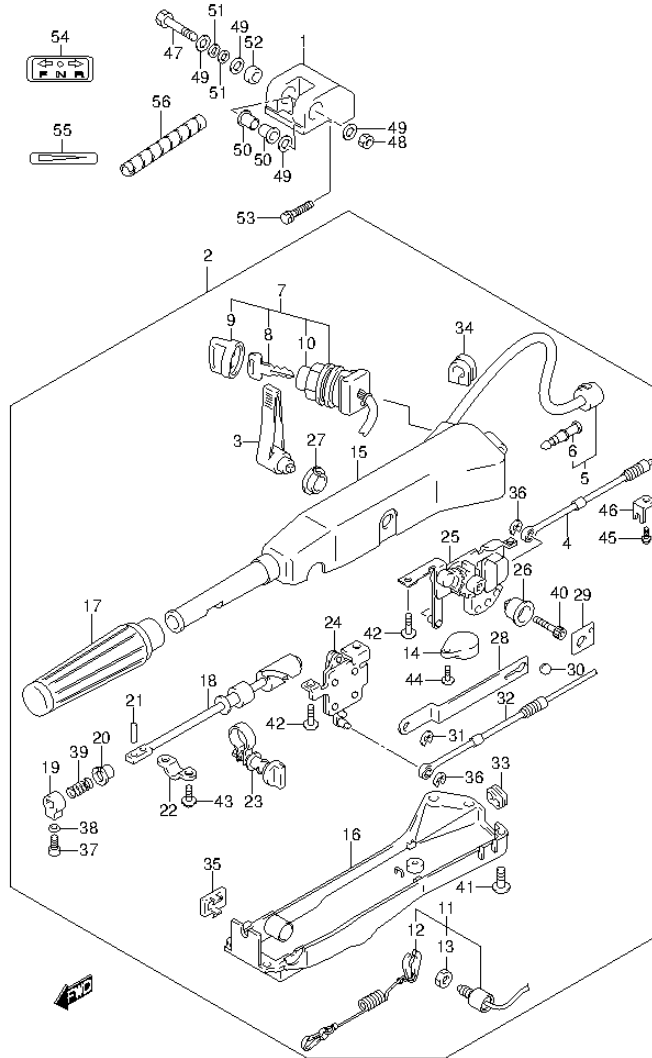


FIG.243 (2-J-8) TILLER HANDLE (DF60AQH E1)

REF NO.	PART NO.	DESCRIPTION	Q'TY	REMARKS
1-1	43761-87J30-0EP	BRACKET, TILLER HANDLE (BLACK)	1	UP TO VIN.211849
1-2	43761-87J12-0EP	BRACKET, TILLER HANDLE (BLACK)	1	FROM VIN.211850
2-1	63108-87J31-0EP	HANDLE ASSY, TILLER (BLACK)	1	UP TO VIN.211849
2-2	63110-88L16-0EP	HANDLE ASSY, TILLER (BLACK)	1	FROM VIN.211850
3	21111-87J10-0EP	..LEVER, SHIFT (BLACK)	1	
4	23230-88L00	..CABLE, SHIFT	1	
5	36620-88L01	..WIRE ASSY, HANDLE	1	
6	36615-96300	..TERMINAL	3	
7	37110-87J21	..SWITCH ASSY, IGNITION	1	
8-1	37141-99E00	..KEY (931)	1	
8-2	37141-99E10	..KEY (932)	1	
8-3	37141-99E20	..KEY (933)	1	
8-4	37141-99E30	..KEY (934)	1	
8-5	37141-99E40	..KEY (935)	1	
8-6	37141-99E50	..KEY (936)	1	
8-7	37141-99E60	..KEY (937)	1	
8-8	37141-99E70	..KEY (938)	1	
8-9	37141-99E80	..KEY (939)	1	
8-10	37141-99E90	..KEY (940)	1	
8-11	37141-99EA0	..KEY (941)	1	
8-12	37141-99EB0	..KEY (942)	1	
9	37143-99E00	..CAP, KEY	1	
10	37149-93J00	..CAP, CYLINDER BODY	1	
11	37820-87J02	..SWITCH ASSY, EMERGENCY	1	
12	37823-92E01	..PLATE, LOCK	1	
13	37826-92E00	..NUT	1	
14	38500-92X50	..BUZZER	1	
15	63109-87J00-0EP	..HOUSING, TILLER HANDLE (BLACK)	1	

FIG.243

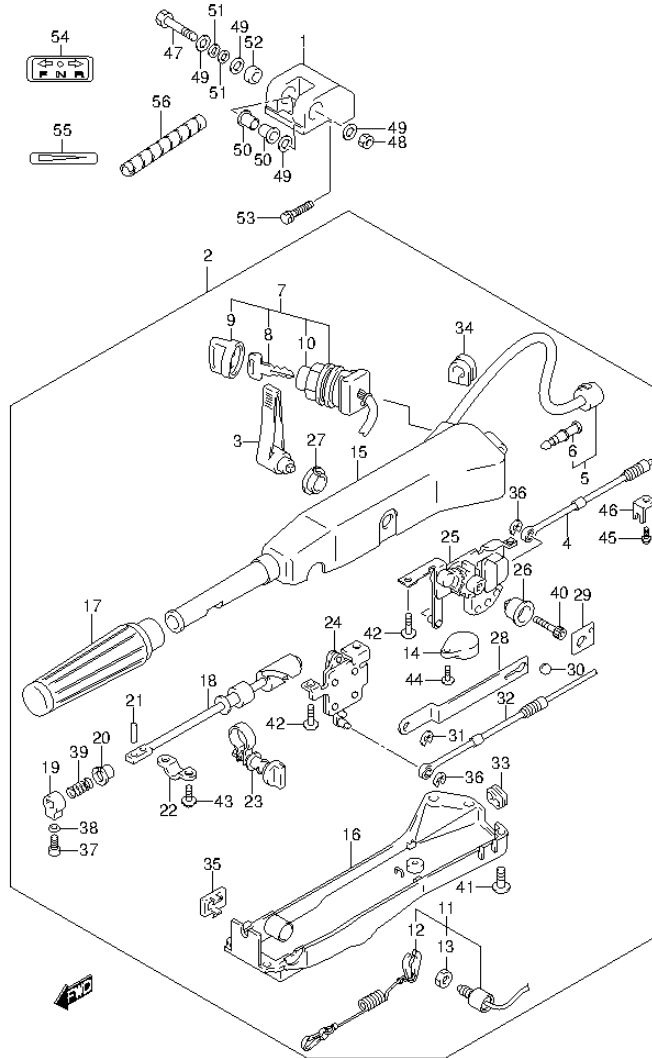


FIG.243 (2-J-9) TILLER HANDLE (DF60AQH E1)

REF NO.	PART NO.	DESCRIPTION	Q'TY	REMARKS
16	63121-87J04	.COVER, UNDER	1	
17	63210-93E30	.GRIP, HANDLE	1	
18	63221-87J00	.SHAFT, THROTTLE	1	
19	63223-92D00	.STOPPER, HANDLE ROD	1	
20	63225-93200	.BUSH, HANDLE ROD	1	
21	63227-93200	.PIN, HANDLE ROD	1	
22	63235-87J00	.PLATE, THROTTLE SHAFT	1	
23	63204-87J00	.ADJUSTER ASSY, THROTTLE	1	
24	63250-87J01	.ARM ASSY, THROTTLE	1	
25	63260-87J02	.GEAR ASSY, SHIFT	1	
26	63261-87J00	.BUSH, SHIFT GEAR	1	
27	63262-87J00	.BUSH, SHIFT LEVER	1	
28	63271-87J00	.PLATE, LOCK	1	
29	63272-87J00	.PLATE, BALL GUIDE	1	
30	63273-87J00	.BALL	1	
31	63274-87J00	.E RING	1	
32	63610-88L00	.CABLE, THROTTLE	1	
33	63625-99E00	.GROMMET, THROTTLE CABLE	1	
34	63626-99E01	.GROMMET, WIRE HARNESS	1	
35	67263-87J10	.COVER, TRIM SWITCH	1	
36	67292-87J00	.E RING	2	
37	09126-06015	.SCREW (6X23)	1	
38	09163-06001	.LOCK WASHER	1	
39	09440-12027	.SPRING	1	
40	09106-08099	.BOLT (8X50)	1	
41	09125-05047	.SCREW (5X14)	6	
42	63251-87J00	.BOLT (6X12)	4	
43	09136-05008	.SCREW (5X12)	2	
44	02142-05207	.SCREW	1	
45	63611-87J00	.BOLT CLAMP BRACKET	2	
46	63612-87J00	.BRACKET, CLAMP	2	

FIG.243

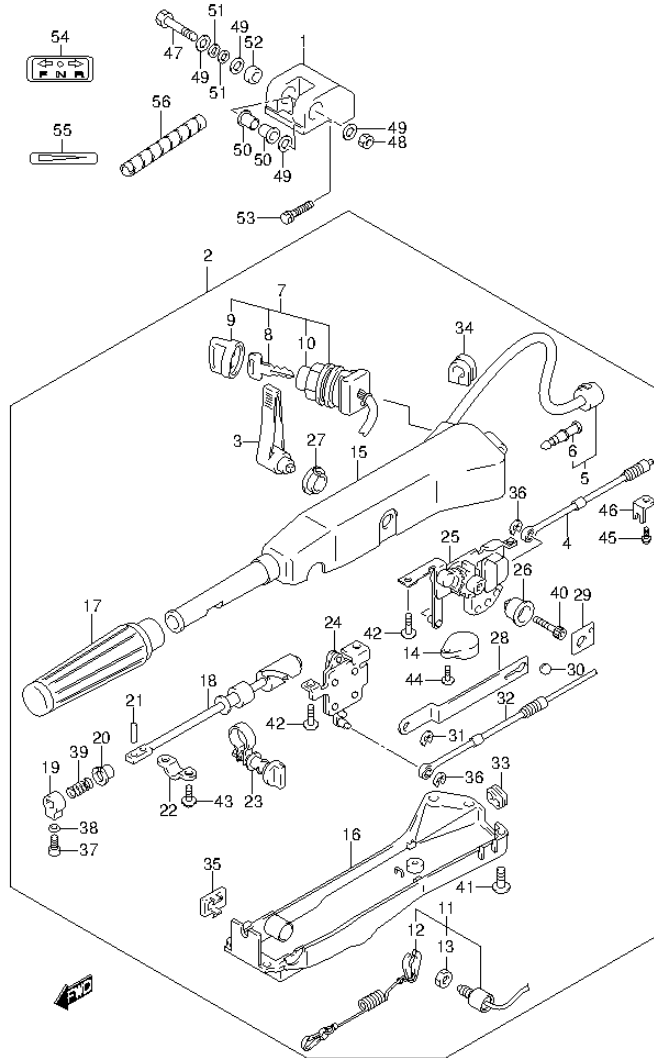


FIG.243 (2-J-10) TILLER HANDLE (DF60AQH E1)

REF NO.	PART NO.	DESCRIPTION	Q'TY	REMARKS
47	09100-10264	BOLT (10X80)	1	
48	09159-10050	NUT	1	
49-1	09160-10114	WASHER (10.5X22X1.5)	4	UP TO VIN.211849
49-2	09160-10114	WASHER (10.5X22X1.5)	3	FROM VIN.211850
49-3	09160-10097	WASHER (10.5X22X2.5)	1	FROM VIN.211850
50	09306-10020	BUSH	2	
51	09164-10016	WASHER	2	
52	43768-90J01	SPACER, TILLER HANDLE	1	
53	09117-10058	BOLT (10X45)	2	
54	21131-96010	MARK, CLUTCH SHIFT	1	
55	63215-93110	MARK, HANDLE GRIP	1	
56	33833-91J00	TUBE, THROTTLE CABLE	1	

FIG.244

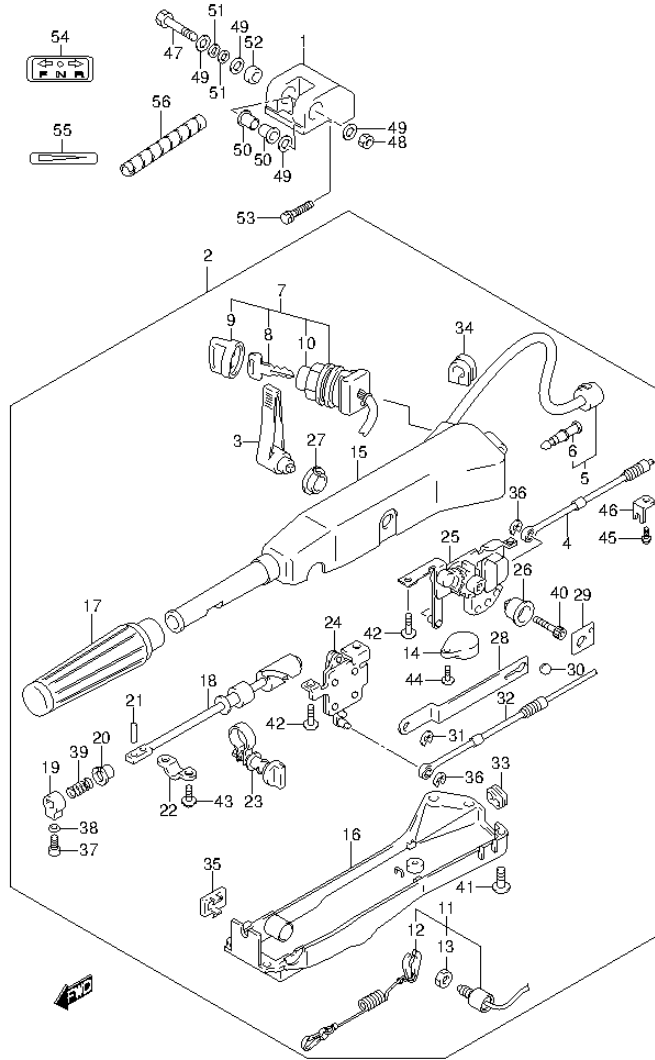


FIG.244 (2-J-11) TILLER HANDLE (DF60AQH E40)

REF NO.	PART NO.	DESCRIPTION	Q'TY	REMARKS
1-1	43761-87J30-OEP	BRACKET, TILLER HANDLE (BLACK)	1	UP TO VIN.211849
1-2	43761-87J12-OEP	BRACKET, TILLER HANDLE (BLACK)	1	FROM VIN.211850
2-1	63108-87J31-OEP	HANDLE ASSY, TILLER (BLACK)	1	UP TO VIN.211849
2-2	63110-88L16-OEP	HANDLE ASSY, TILLER (BLACK)	1	FROM VIN.211850
3	21111-87J10-OEP	..LEVER, SHIFT (BLACK)	1	
4	23230-88L00	..CABLE, SHIFT	1	
5	36620-88L01	..WIRE ASSY, HANDLE	1	
6	36615-96300	..TERMINAL	3	
7	37110-87J21	..SWITCH ASSY, IGNITION	1	
8-1	37141-99E00	..KEY (931)	1	
8-2	37141-99E10	..KEY (932)	1	
8-3	37141-99E20	..KEY (933)	1	
8-4	37141-99E30	..KEY (934)	1	
8-5	37141-99E40	..KEY (935)	1	
8-6	37141-99E50	..KEY (936)	1	
8-7	37141-99E60	..KEY (937)	1	
8-8	37141-99E70	..KEY (938)	1	
8-9	37141-99E80	..KEY (939)	1	
8-10	37141-99E90	..KEY (940)	1	
8-11	37141-99EA0	..KEY (941)	1	
8-12	37141-99EB0	..KEY (942)	1	
9	37143-99E00	..CAP, KEY	1	
10	37149-93J00	..CAP, CYLINDER BODY	1	
11	37820-87J02	..SWITCH ASSY, EMERGENCY	1	
12	37823-92E01	..PLATE, LOCK	1	
13	37826-92E00	..NUT	1	
14	38500-92X50	..BUZZER	1	
15	63109-87J00-OEP	..HOUSING, TILLER HANDLE (BLACK)	1	

FIG.244

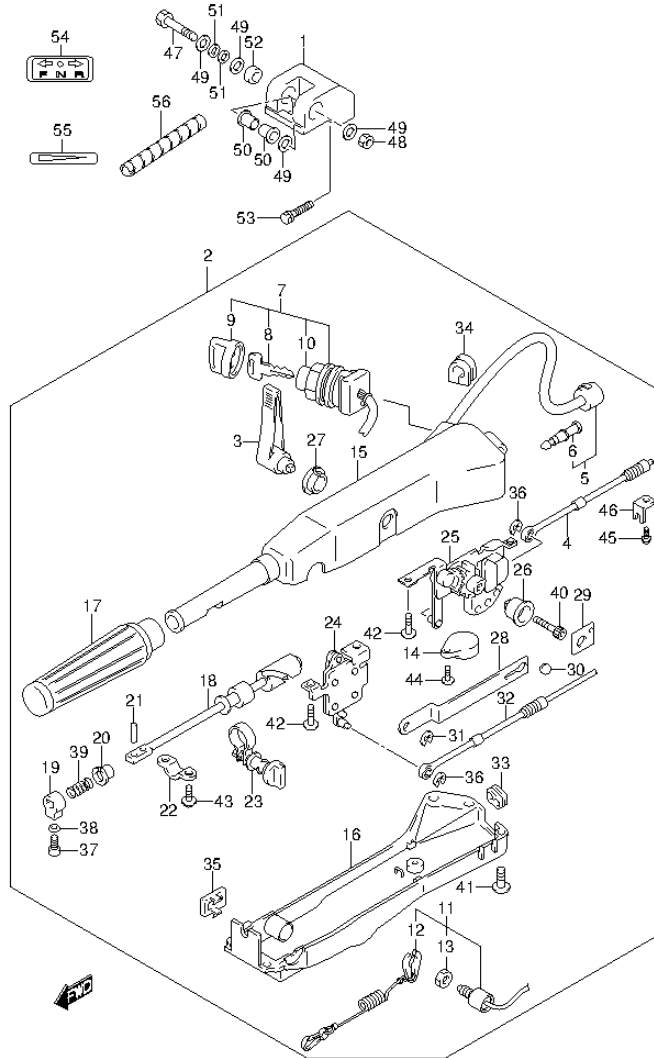


FIG.244 (2-J-12) TILLER HANDLE (DF60AQH E40)

REF NO.	PART NO.	DESCRIPTION	Q'TY	REMARKS
16	63121-87J04	.COVER, UNDER	1	
17	63210-93E30	.GRIP, HANDLE	1	
18	63221-87J00	.SHAFT, THROTTLE	1	
19	63223-92D00	.STOPPER, HANDLE ROD	1	
20	63225-93200	.BUSH, HANDLE ROD	1	
21	63227-93200	.PIN, HANDLE ROD	1	
22	63235-87J00	.PLATE, THROTTLE SHAFT	1	
23	63204-87J00	.ADJUSTER ASSY, THROTTLE	1	
24	63250-87J01	.ARM ASSY, THROTTLE	1	
25	63260-87J02	.GEAR ASSY, SHIFT	1	
26	63261-87J00	.BUSH, SHIFT GEAR	1	
27	63262-87J00	.BUSH, SHIFT LEVER	1	
28	63271-87J00	.PLATE, LOCK	1	
29	63272-87J00	.PLATE, BALL GUIDE	1	
30	63273-87J00	.BALL	1	
31	63274-87J00	.E RING	1	
32	63610-88L00	.CABLE, THROTTLE	1	
33	63625-99E00	.GROMMET, THROTTLE CABLE	1	
34	63626-99E01	.GROMMET, WIRE HARNESS	1	
35	67263-87J10	.COVER, TRIM SWITCH	1	
36	67292-87J00	.E RING	2	
37	09126-06015	.SCREW (6X23)	1	
38	09163-06001	.LOCK WASHER	1	
39	09440-12027	.SPRING	1	
40	09106-08099	.BOLT (8X50)	1	
41	09125-05047	.SCREW (5X14)	6	
42	63251-87J00	.BOLT (6X12)	4	
43	09136-05008	.SCREW (5X12)	2	
44	02142-05207	.SCREW	1	
45	63611-87J00	.BOLT CLAMP BRACKET	2	
46	63612-87J00	.BRACKET, CLAMP	2	

FIG.244

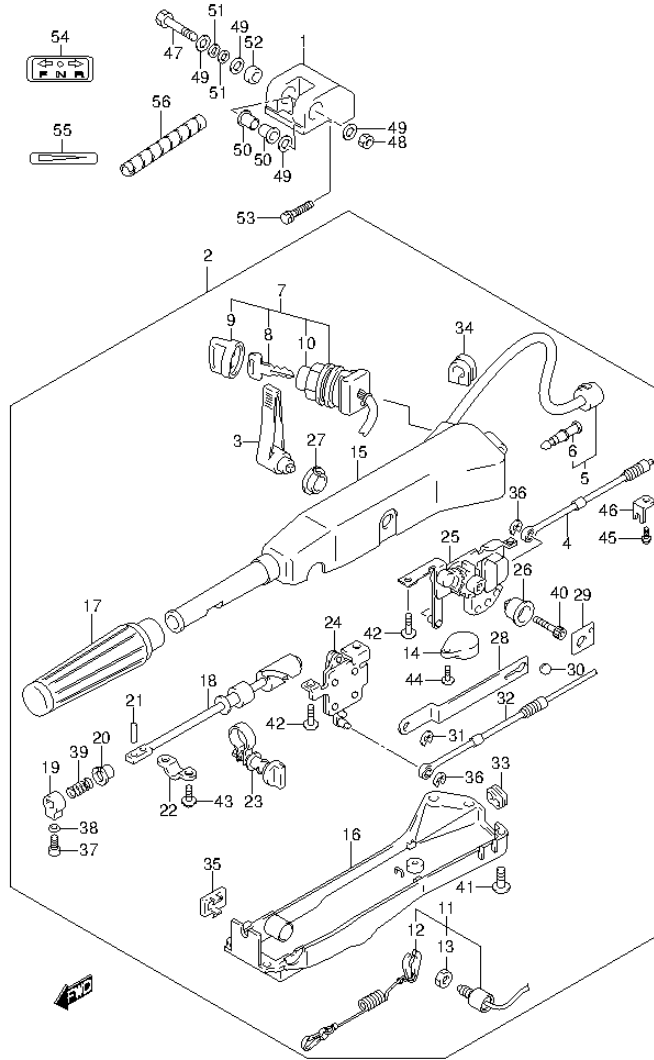


FIG.244 (2-J-13) TILLER HANDLE (DF60AQH E40)

REF NO.	PART NO.	DESCRIPTION	Q'TY	REMARKS
47	09100-10264	BOLT (10X80)	1	
48	09159-10050	NUT	1	
49-1	09160-10114	WASHER (10.5X22X1.5)	4	UP TO VIN.211849
49-2	09160-10114	WASHER (10.5X22X1.5)	3	FROM VIN.211850
49-3	09160-10097	WASHER (10.5X22X1.5)	1	FROM VIN.211850
50	09306-10020	BUSH	2	
51	09164-10016	WASHER	2	
52	43768-90J01	SPACER, TILLER HANDLE	1	
53	09117-10058	BOLT (10X45)	2	
54	21131-96010	MARK, CLUTCH SHIFT	1	
55	63215-93110	MARK, HANDLE GRIP	1	
56	33833-91J00	TUBE, THROTTLE CABLE	1	

FIG.245

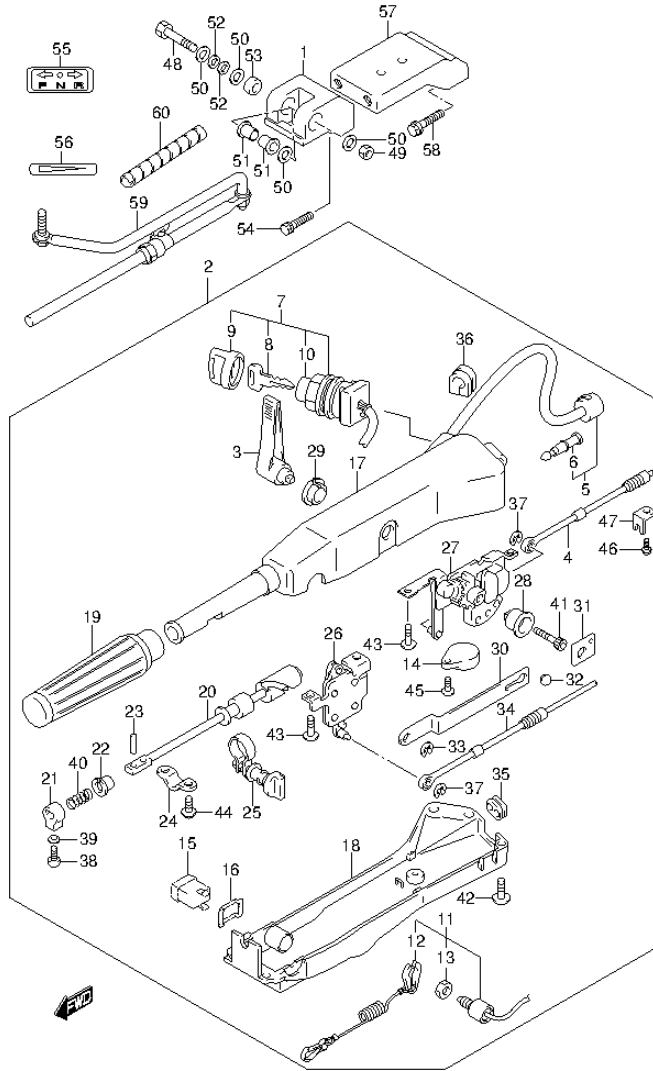


FIG.245 (2-J-14) TILLER HANDLE (DF60ATH E1)

REF NO.	PART NO.	DESCRIPTION	Q'TY	REMARKS
1-1	43761-87J30-0EP	BRACKET, TILLER HANDLE (BLACK)	1	UP TO VIN.211420
1-2	43761-87J12-0EP	BRACKET, TILLER HANDLE (BLACK)	1	FROM VIN.211421
2-1	63002-88L06-0EP	HANDLE ASSY, TILLER (BLACK)	1	UP TO VIN.211420
2-2	63110-88L06-0EP	HANDLE ASSY, TILLER (BLACK)	1	FROM VIN.211421
3	21111-87J10-0EP	LEVER, SHIFT (BLACK)	1	
4	23230-88L00	..CABLE, SHIFT	1	
5	36620-88L01	..WIRE ASSY, HANDLE	1	
6	36615-96300	..TERMINAL	3	
7	37110-87J21	..SWITCH ASSY, IGNITION	1	
8-1	37141-99E00	..KEY (931)	1	
8-2	37141-99E10	..KEY (932)	1	
8-3	37141-99E20	..KEY (933)	1	
8-4	37141-99E30	..KEY (934)	1	
8-5	37141-99E40	..KEY (935)	1	
8-6	37141-99E50	..KEY (936)	1	
8-7	37141-99E60	..KEY (937)	1	
8-8	37141-99E70	..KEY (938)	1	
8-9	37141-99E80	..KEY (939)	1	
8-10	37141-99E90	..KEY (940)	1	
8-11	37141-99EA0	..KEY (941)	1	
8-12	37141-99EB0	..KEY (942)	1	
9	37143-99E00	..CAP, KEY	1	
10	37149-93J00	..CAP, CYLINDER BODY	1	
11	37820-87J02	..SWITCH ASSY, EMERGENCY	1	
12	37823-92E01	..PLATE, LOCK	1	
13	37826-92E00	..NUT	1	
14	38500-92X50	..BUZZER	1	
15	37850-87J00	..SWITCH ASSY, TRIM	1	
16	37852-87J00	..PLATE, TRIM SWITCH	1	
17	63109-87J00-0EP	..HOUSING, TILLER HANDLE (BLACK)	1	

FIG.245

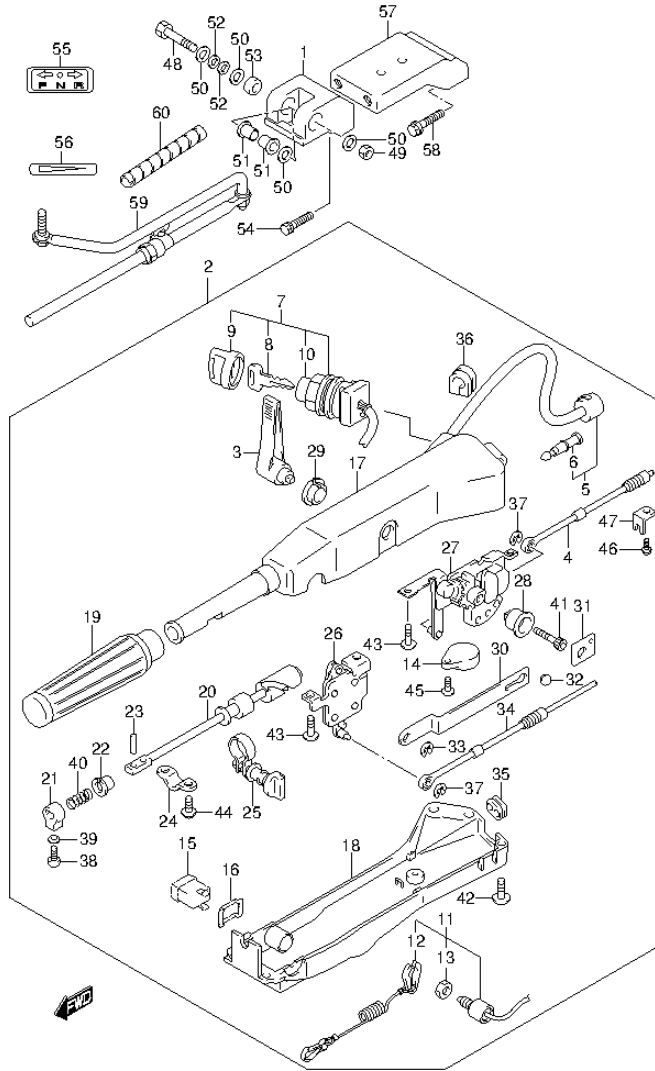


FIG.245 (2-J-15) TILLER HANDLE (DF60ATH E1)

REF NO.	PART NO.	DESCRIPTION	Q'TY	REMARKS
18	63121-87J04	.COVER, UNDER	1	
19	63210-93E30	.GRIP, HANDLE	1	
20	63221-87J00	.SHAFT, THROTTLE	1	
21	63223-92D00	.STOPPER, HANDLE ROD	1	
22	63225-93200	.BUSH, HANDLE ROD	1	
23	63227-93200	.PIN, HANDLE ROD	1	
24	63235-87J00	.PLATE, THROTTLE SHAFT	1	
25	63204-87J00	.ADJUSTER ASSY, THROTTLE	1	
26	63250-87J01	.ARM ASSY, THROTTLE	1	
27	63260-87J02	.GEAR ASSY, SHIFT	1	
28	63261-87J00	.BUSH, SHIFT GEAR	1	
29	63262-87J00	.BUSH, SHIFT LEVER	1	
30	63271-87J00	.PLATE, LOCK	1	
31	63272-87J00	.PLATE, BALL GUIDE	1	
32	63273-87J00	.BALL	1	
33	63274-87J00	.E RING	1	
34	63610-88L00	.CABLE, THROTTLE	1	
35	63625-99E00	.GROMMET, THROTTLE CABLE	1	
36	63626-99E01	.GROMMET, WIRE HARNESS	1	
37	67292-87J00	.E RING	2	
38	09126-06015	.SCREW (6X23)	1	
39	09163-06001	.LOCK WASHER	1	
40	09440-12027	.SPRING	1	
41	09106-08099	.BOLT (8X50)	1	
42	09125-05047	.SCREW (5X14)	6	
43	63251-87J00	.BOLT (6X12)	4	
44	09136-05008	.SCREW (5X12)	2	
45	02142-05207	.SCREW	1	
46	63611-87J00	.BOLT CLAMP BRACKET	2	
47	63612-87J00	.BRACKET, CLAMP	2	

FIG.245

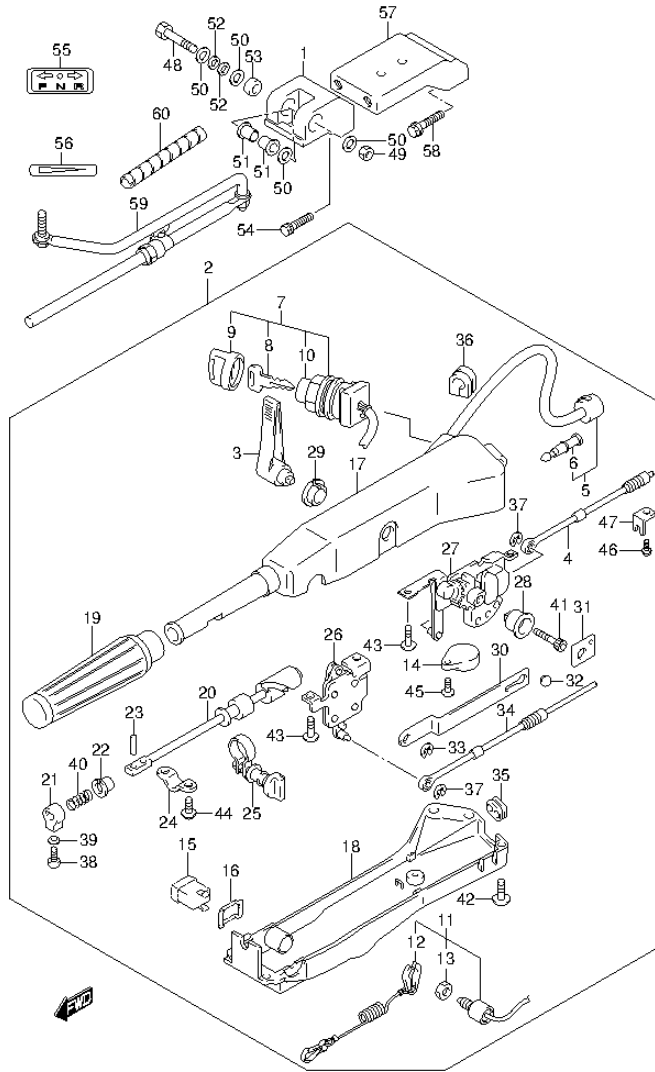


FIG.245 (2-K-2) TILLER HANDLE (DF60ATH E1)

REF NO.	PART NO.	DESCRIPTION	Q'TY	REMARKS
48	09100-10264	BOLT (10X80)	1	
49	09159-10050	NUT	1	
50-1	09160-10114	WASHER (10.5X22X1.5)	4	UP TO VIN.211420
50-2	09160-10114	WASHER (10.5X22X1.5)	3	FROM VIN.211421
50-3	09160-10097	WASHER (10.5X22X2.5)	1	FROM VIN.211421
51	09306-10020	BUSH	2	
52	09164-10016	WASHER	2	
53	43768-90J01	SPACER, TILLER HANDLE	1	
54	09117-10058	BOLT (10X45)	2	
55	21131-96010	MARK, CLUTCH SHIFT	1	
56	63215-93110	MARK, HANDLE GRIP	1	
57	43755-87L12-0EP	EXTENSION, STRG BRKT (BLACK)	1	
58	09116-10150	BOLT (10X55)	2	
59	43770-99E03	ADJUSTER ASSY, STEERING	1	
60	33833-91J00	TUBE, THROTTLE CABLE	1	

FIG.246

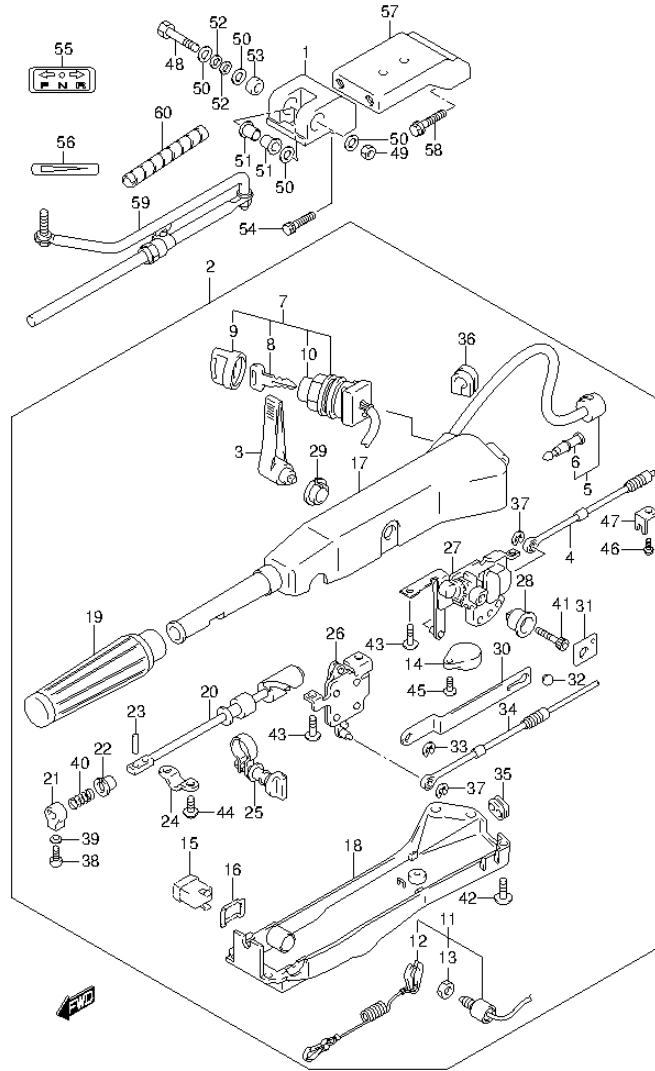


FIG.246 (2-K-3) TILLER HANDLE (DF60ATH E40)

REF NO.	PART NO.	DESCRIPTION	Q'TY	REMARKS
1-1	43761-87J30-0EP	BRACKET, TILLER HANDLE (BLACK)	1	UP TO VIN.211420
1-2	43761-87J12-0EP	BRACKET, TILLER HANDLE (BLACK)	1	FROM VIN.211421
2-1	63002-88L06-0EP	HANDLE ASSY, TILLER (BLACK)	1	UP TO VIN.211420
2-2	63110-88L06-0EP	HANDLE ASSY, TILLER (BLACK)	1	FROM VIN.211421
3	21111-87J10-0EP	LEVER, SHIFT (BLACK)	1	
4	23230-88L00	..CABLE, SHIFT	1	
5	36620-88L01	..WIRE ASSY, HANDLE	1	
6	36615-96300	..TERMINAL	3	
7	37110-87J21	..SWITCH ASSY, IGNITION	1	
8-1	37141-99E00	..KEY (931)	1	
8-2	37141-99E10	..KEY (932)	1	
8-3	37141-99E20	..KEY (933)	1	
8-4	37141-99E30	..KEY (934)	1	
8-5	37141-99E40	..KEY (935)	1	
8-6	37141-99E50	..KEY (936)	1	
8-7	37141-99E60	..KEY (937)	1	
8-8	37141-99E70	..KEY (938)	1	
8-9	37141-99E80	..KEY (939)	1	
8-10	37141-99E90	..KEY (940)	1	
8-11	37141-99EA0	..KEY (941)	1	
8-12	37141-99EB0	..KEY (942)	1	
9	37143-99E00	..CAP, KEY	1	
10	37149-93J00	..CAP, CYLINDER BODY	1	
11	37820-87J02	..SWITCH ASSY, EMERGENCY	1	
12	37823-92E01	..PLATE, LOCK	1	
13	37826-92E00	..NUT	1	
14	38500-92X50	..BUZZER	1	
15	37850-87J00	..SWITCH ASSY, TRIM	1	
16	37852-87J00	..PLATE, TRIM SWITCH	1	
17	63109-87J00-0EP	..HOUSING, TILLER HANDLE (BLACK)	1	

FIG.246

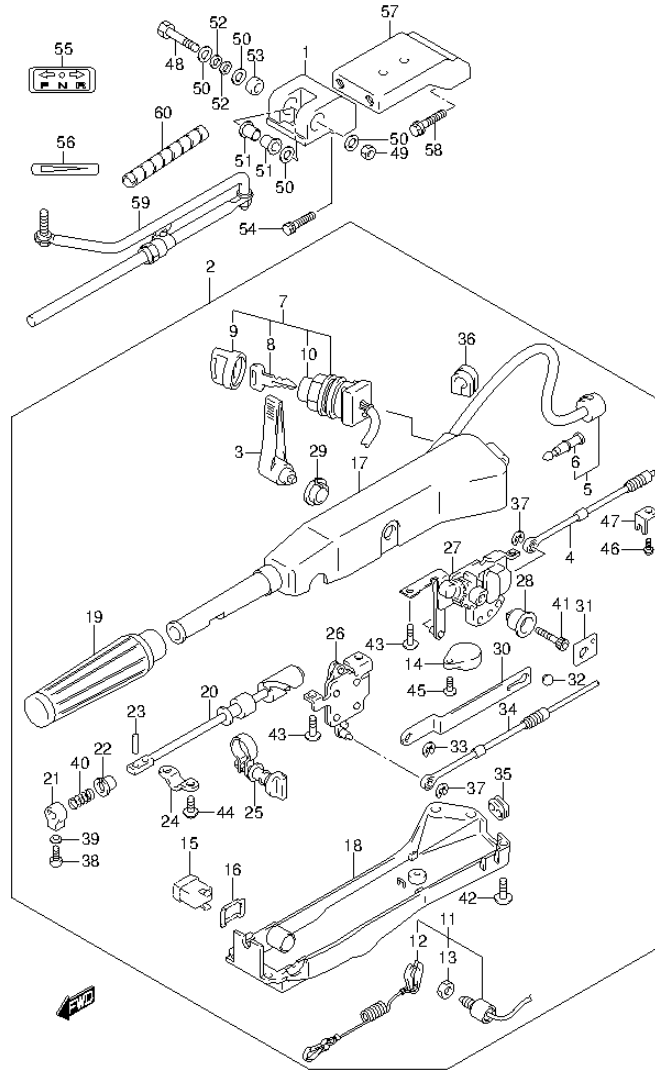


FIG.246 (2-K-4) TILLER HANDLE (DF60ATH E40)

REF NO.	PART NO.	DESCRIPTION	Q'TY	REMARKS
18	63121-87J04	.COVER, UNDER	1	
19	63210-93E30	.GRIP, HANDLE	1	
20	63221-87J00	.SHAFT, THROTTLE	1	
21	63223-92D00	.STOPPER, HANDLE ROD	1	
22	63225-93200	.BUSH, HANDLE ROD	1	
23	63227-93200	.PIN, HANDLE ROD	1	
24	63235-87J00	.PLATE, THROTTLE SHAFT	1	
25	63204-87J00	.ADJUSTER ASSY, THROTTLE	1	
26	63250-87J01	.ARM ASSY, THROTTLE	1	
27	63260-87J02	.GEAR ASSY, SHIFT	1	
28	63261-87J00	.BUSH, SHIFT GEAR	1	
29	63262-87J00	.BUSH, SHIFT LEVER	1	
30	63271-87J00	.PLATE, LOCK	1	
31	63272-87J00	.PLATE, BALL GUIDE	1	
32	63273-87J00	.BALL	1	
33	63274-87J00	.E RING	1	
34	63610-88L00	.CABLE, THROTTLE	1	
35	63625-99E00	.GROMMET, THROTTLE CABLE	1	
36	63626-99E01	.GROMMET, WIRE HARNESS	1	
37	67292-87J00	.E RING	2	
38	09126-06015	.SCREW (6X23)	1	
39	09163-06001	.LOCK WASHER	1	
40	09440-12027	.SPRING	1	
41	09106-08099	.BOLT (8X50)	1	
42	09125-05047	.SCREW (5X14)	6	
43	63251-87J00	.BOLT (6X12)	4	
44	09136-05008	.SCREW (5X12)	2	
45	02142-05207	.SCREW	1	
46	63611-87J00	.BOLT CLAMP BRACKET	2	
47	63612-87J00	.BRACKET, CLAMP	2	

FIG.246

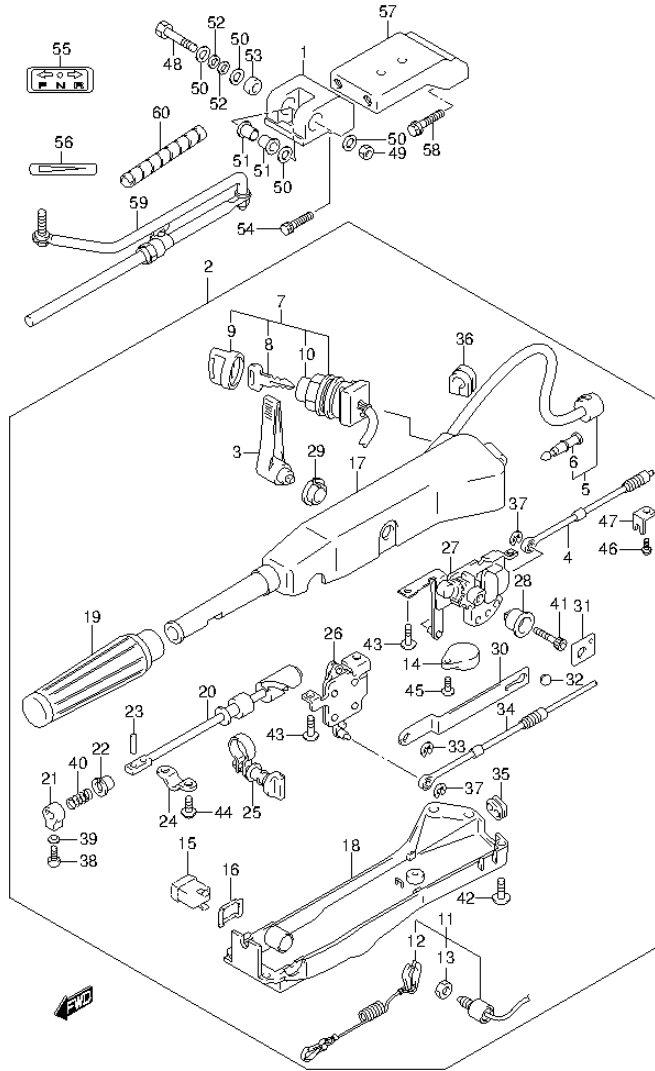


FIG.246 (2-K-5) TILLER HANDLE (DF60ATH E40)

REF NO.	PART NO.	DESCRIPTION	Q'TY	REMARKS
48	09100-10264	BOLT (10X80)	1	
49	09159-10050	NUT	1	
50-1	09160-10114	WASHER (10.5X22X1.5)	4	UP TO VIN.211420
50-2	09160-10114	WASHER (10.5X22X1.5)	3	FROM VIN.211421
50-3	09160-10097	WASHER (10.5X22X2.5)	1	FROM VIN.211421
51	09306-10020	BUSH	2	
52	09164-10016	WASHER	2	
53	43768-90J01	SPACER, TILLER HANDLE	1	
54	09117-10058	BOLT (10X45)	2	
55	21131-96010	MARK, CLUTCH SHIFT	1	
56	63215-93110	MARK, HANDLE GRIP	1	
57	43755-87L12-0EP	EXTENSION, STRG BRKT (BLACK)	1	
58	09116-10150	BOLT (10X55)	2	
59	43770-99E03	ADJUSTER ASSY, STEERING	1	
60	33833-91J00	TUBE, THROTTLE CABLE	1	

FIG.247

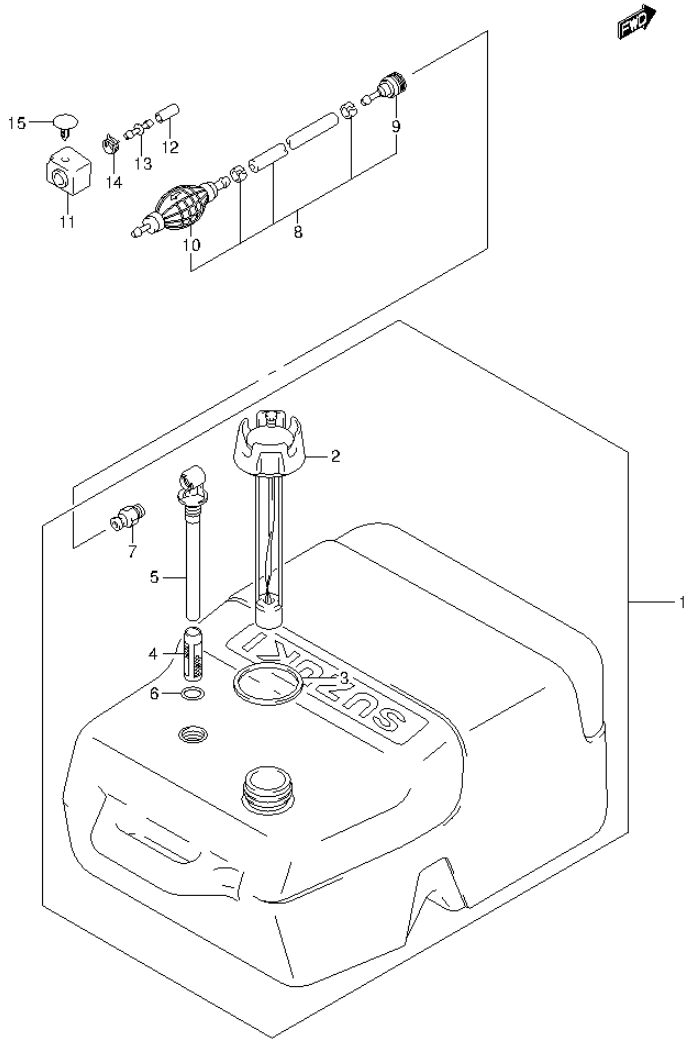


FIG.247 (2-K-6) FUEL TANK (PLASTIC)

REF NO.	PART NO.	DESCRIPTION	Q'TY	REMARKS
1	65000-95D01	TANK ASSY, FUEL (25L)	1	
2	65520-95D00	.CAP ASSY, FUEL TANK	1	
3	65561-95D00	.GASKET, TANK CAP	1	
4	65831-95D00	.FILTER, OUTLET	1	
5	65890-95D00	.OUTLET ASSY	1	
6	65892-95D00	.O RING, FUEL OUTLET	1	
7	65740-95D01	.PLUG, FUEL CONNECTOR	1	
8	65700-90J14	HOSE, FUEL	1	
9	65750-95500	.SOCKET	1	
10	65770-95505	.PUMP, SQUEEZE	1	->65770-90J11
11	61188-88L00	GROMMET, FUEL HOSE	1	
12	09251-07003	CAP	1	
13	09367-08001	JOINT	1	
14	09401-11423	CLIP	1	
15	09409-05312-6GS	CLIP	1	

FIG.248

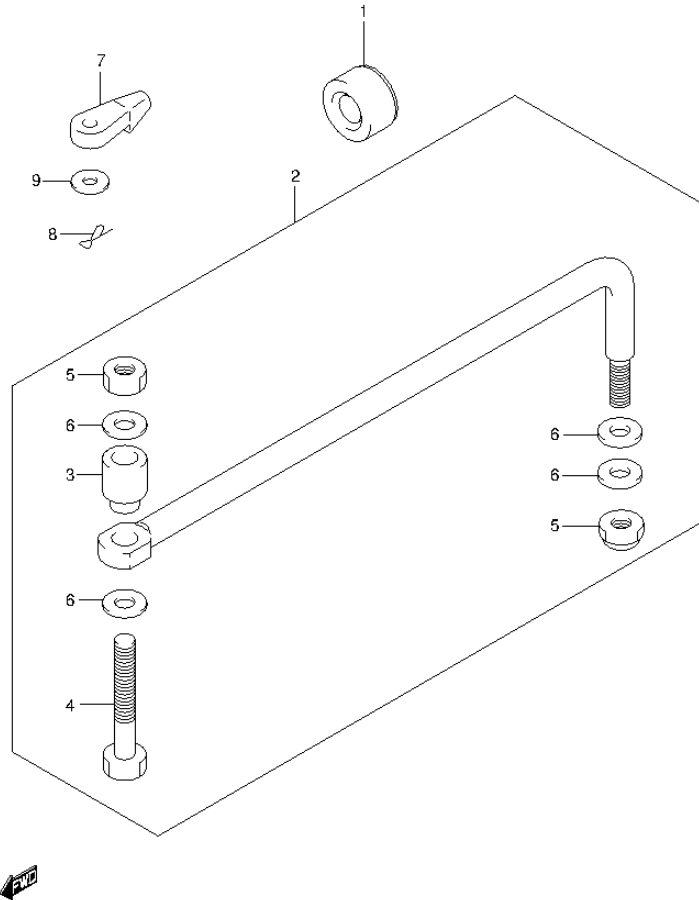


FIG.248 (2-K-7) DRAG LINK (DF40A E1)

REF NO.	PART NO.	DESCRIPTION	Q'TY	REMARKS
1	41161-94400	SEAL, STEERING CABLE	1	
2	67701-87J11	LINK, DRAG	1	
3	67721-87J00	.SPACER	1	
4	67725-99E00	.BOLT, DRAG LINK	1	
5	67726-99E00	.NUT	2	
6	67728-99E00	.WASHER	4	
7	67467-89J01	CONNECTOR, REMOCON CABLE	2	
8	09385-06012	CLIP	2	
9	09160-06055	WASHER (7X12X1)	2	

FIG.249

FIG.249 (2-K-8) DRAG LINK (DF40AQH E1)

REF NO.	PART NO.	DESCRIPTION	Q'TY	REMARKS
1	67467-89J01	CONNECTOR, REMOCON CABLE	2	
2	09385-06012	CLIP	2	
3	09160-06055	WASHER (7X12X1)	2	
4	67700-93J00	LINK SET, DRAG	1	OPT

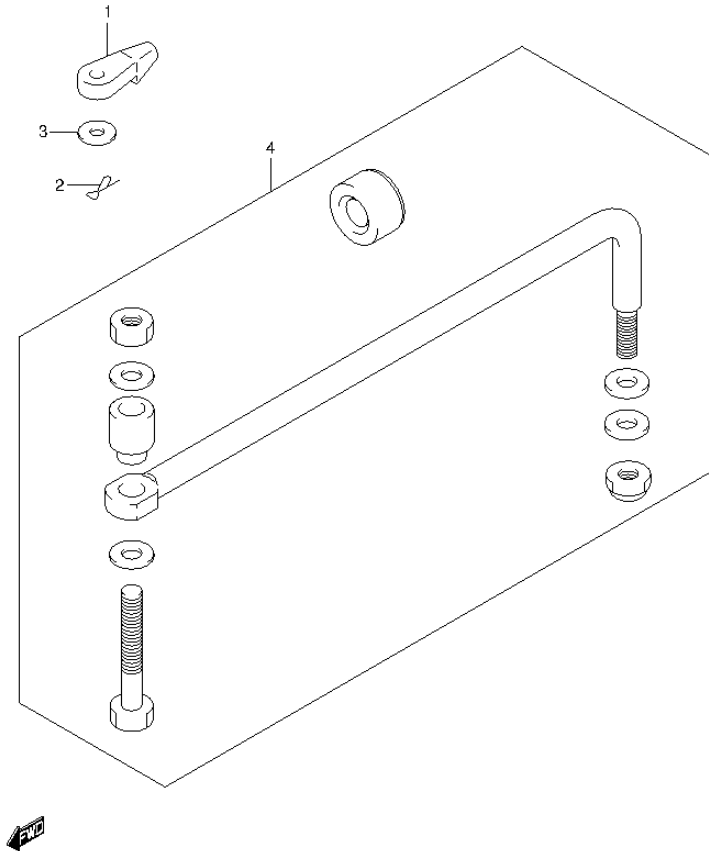


FIG.250

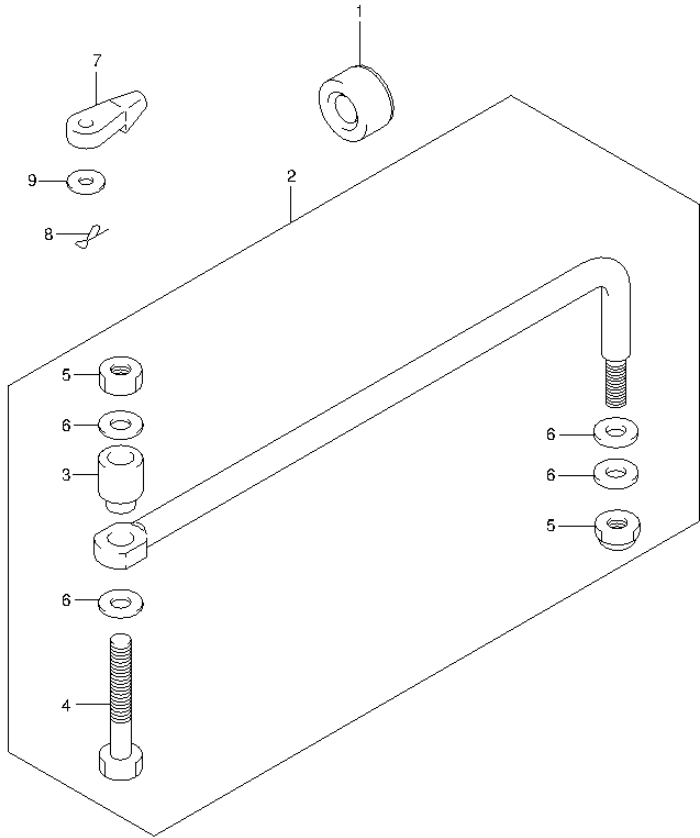


FIG.250 (2-K-9) DRAG LINK (DF40AST E34)

REF NO.	PART NO.	DESCRIPTION	Q'TY	REMARKS
1	41161-94400	SEAL, STEERING CABLE	1	
2	67701-87J11	LINK, DRAG	1	
3	67721-87J00	.SPACER	1	
4	67725-99E00	.BOLT, DRAG LINK	1	
5	67726-99E00	.NUT	2	
6	67728-99E00	.WASHER	4	
7	67467-89J01	CONNECTOR, REMOCON CABLE	2	
8	09385-06012	CLIP	2	
9	09160-06055	WASHER (7X12X1)	2	

FIG.251

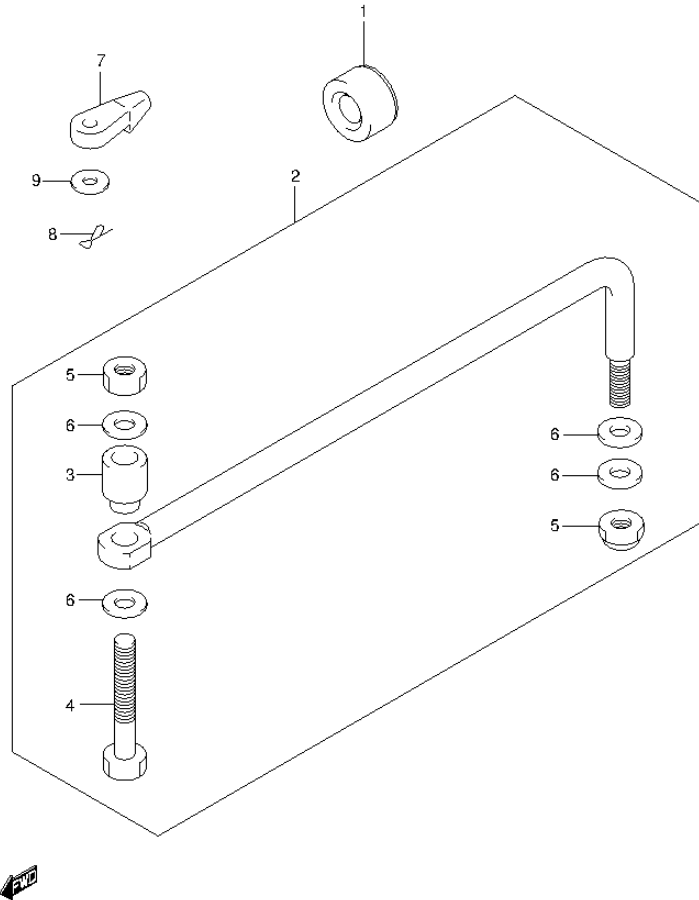


FIG.251 (2-K-10) DRAG LINK (DF50A E1)

REF NO.	PART NO.	DESCRIPTION	Q'TY	REMARKS
1	41161-94400	SEAL, STEERING CABLE	1	
2	67701-87J11	LINK, DRAG	1	
3	67721-87J00	.SPACER	1	
4	67725-99E00	.BOLT, DRAG LINK	1	
5	67726-99E00	.NUT	2	
6	67728-99E00	.WASHER	4	
7	67467-89J01	CONNECTOR, REMOCON CABLE	2	
8	09385-06012	CLIP	2	
9	09160-06055	WASHER (7X12X1)	2	

FIG.252

FIG.252 (2-K-11) DRAG LINK (DF50ATH E1)

REF NO.	PART NO.	DESCRIPTION	Q'TY	REMARKS
1	67467-89J01	CONNECTOR, REMOCON CABLE	2	
2	09385-06012	CLIP	2	
3	09160-06055	WASHER (7X12X1)	2	
4	67700-93J00	LINK SET, DRAG	1	OPT

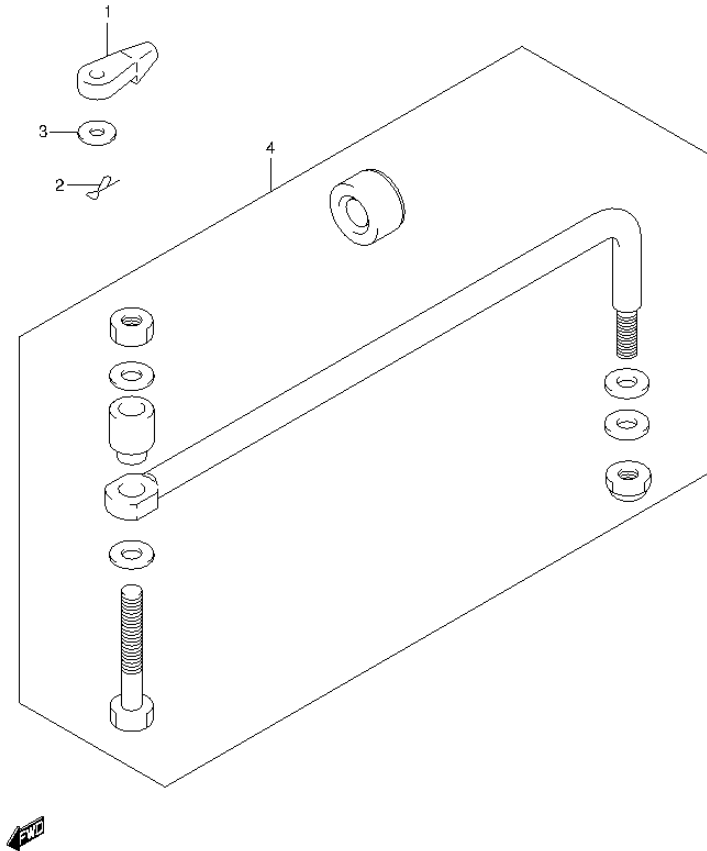


FIG.253

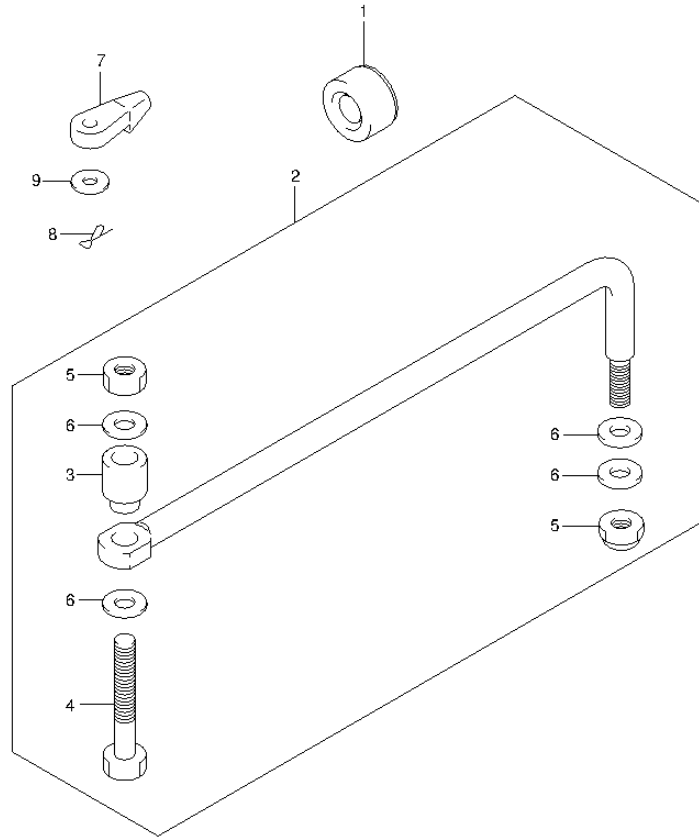


FIG.253 (2-K-12) DRAG LINK (DF60A E1)

REF NO.	PART NO.	DESCRIPTION	Q'TY	REMARKS
1	41161-94400	SEAL, STEERING CABLE	1	
2	67701-87J11	LINK, DRAG	1	
3	67721-87J00	.SPACER	1	
4	67725-99E00	.BOLT, DRAG LINK	1	
5	67726-99E00	.NUT	2	
6	67728-99E00	.WASHER	4	
7	67467-89J01	CONNECTOR, REMOCON CABLE	2	
8	09385-06012	CLIP	2	
9	09160-06055	WASHER (7X12X1)	2	

FIG.254

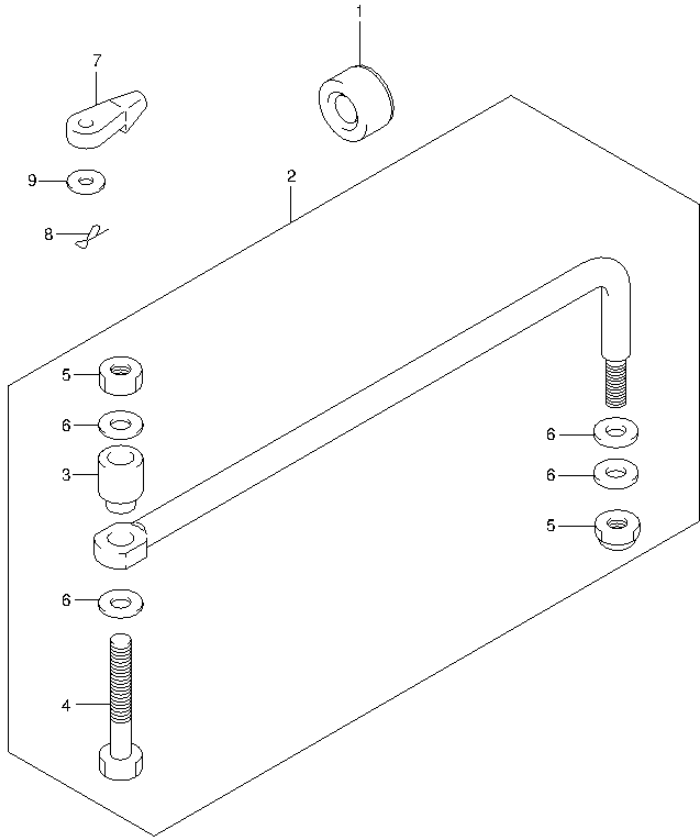


FIG.254 (2-K-13) DRAG LINK (DF60A E40)

REF NO.	PART NO.	DESCRIPTION	Q'TY	REMARKS
1	41161-94400	SEAL, STEERING CABLE	1	
2	67701-87J11	LINK, DRAG	1	
3	67721-87J00	.SPACER	1	
4	67725-99E00	.BOLT, DRAG LINK	1	
5	67726-99E00	.NUT	2	
6	67728-99E00	.WASHER	4	
7	67467-89J01	CONNECTOR, REMOCON CABLE	2	
8	09385-06012	CLIP	2	
9	09160-06055	WASHER (7X12X1)	2	

FIG.255

FIG.255 (2-K-14) DRAG LINK (DF60AQH E1)

REF NO.	PART NO.	DESCRIPTION	Q'TY	REMARKS
1	67467-89J01	CONNECTOR, REMOCON CABLE	2	
2	09385-06012	CLIP	2	
3	09160-06055	WASHER (7X12X1)	2	
4	67700-93J00	LINK SET, DRAG	1	OPT

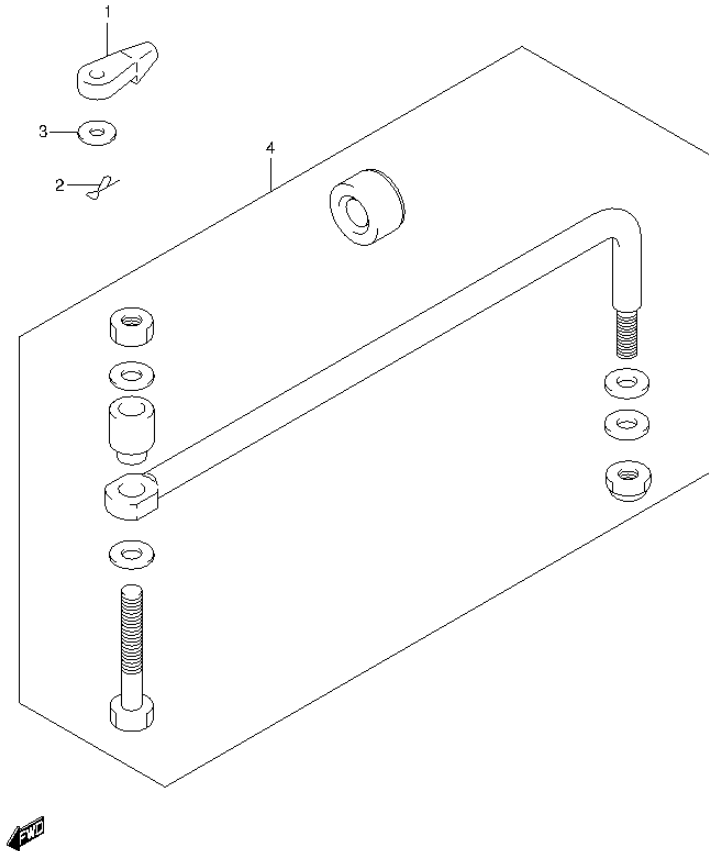


FIG.256

FIG.256 (2-K-15) DRAG LINK (DF60AQH E40)

REF NO.	PART NO.	DESCRIPTION	Q'TY	REMARKS
1	67467-89J01	CONNECTOR, REMOCON CABLE	2	
2	09385-06012	CLIP	2	
3	09160-06055	WASHER (7X12X1)	2	
4	67700-93J00	LINK SET, DRAG	1	OPT

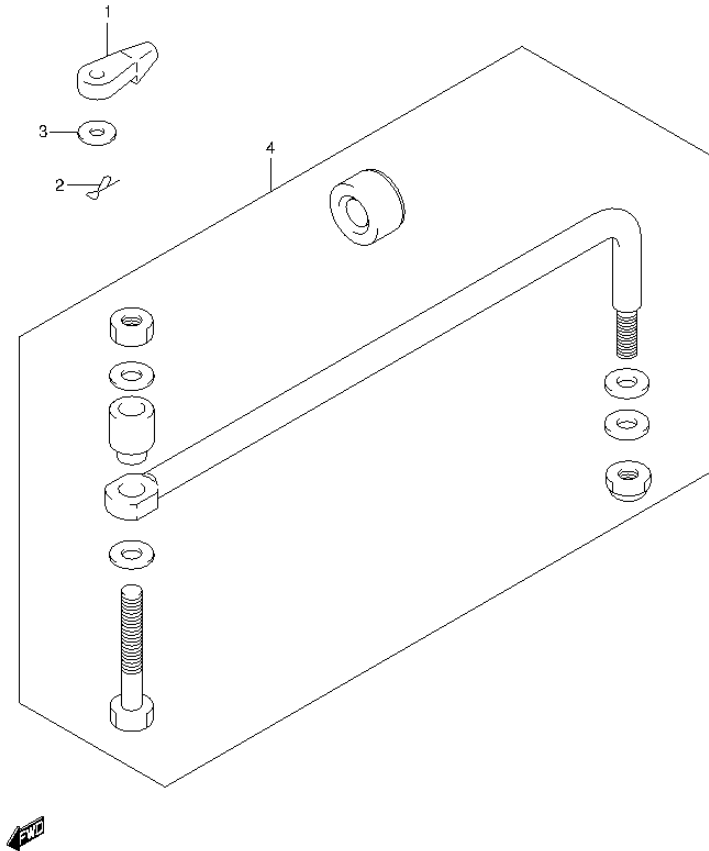


FIG.257

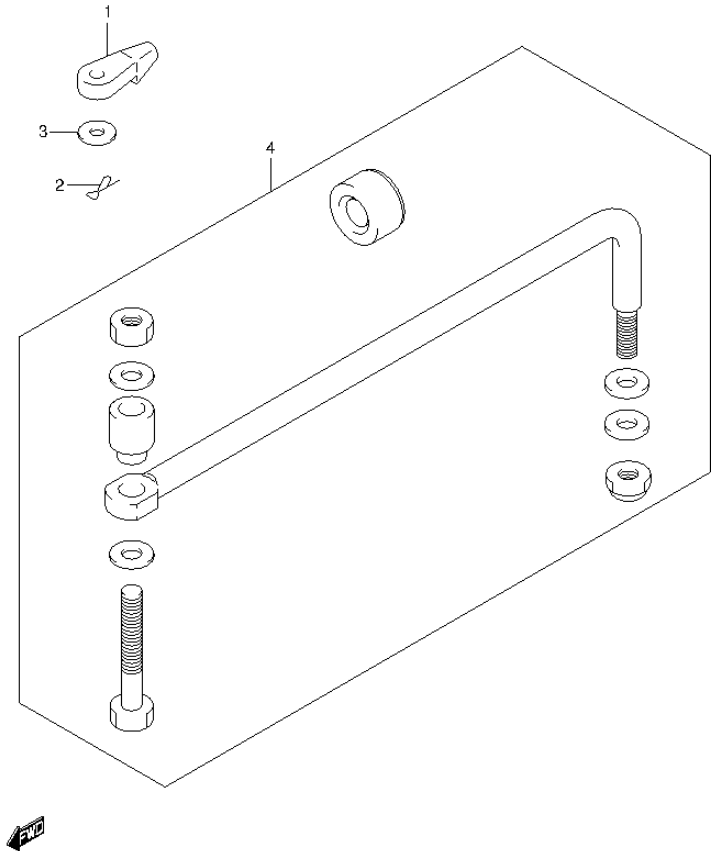


FIG.257 (2-L-2) DRAG LINK (DF60ATH E1)

REF NO.	PART NO.	DESCRIPTION	Q'TY	REMARKS
1	67467-89J01	CONNECTOR, REMOCON CABLE	2	
2	09385-06012	CLIP	2	
3	09160-06055	WASHER (7X12X1)	2	
4	67700-93J00	LINK SET, DRAG	1	OPT

FIG.258

FIG.258 (2-L-3) DRAG LINK (DF60ATH E40)

REF NO.	PART NO.	DESCRIPTION	Q'TY	REMARKS
1	67467-89J01	CONNECTOR, REMOCON CABLE	2	
2	09385-06012	CLIP	2	
3	09160-06055	WASHER (7X12X1)	2	
4	67700-93J00	LINK SET, DRAG	1	OPT

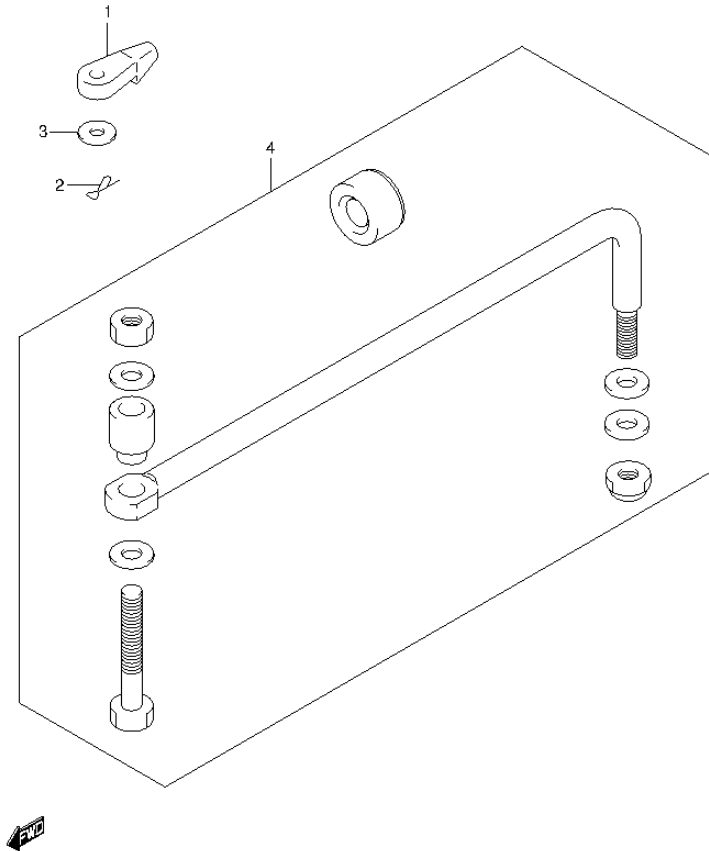


FIG.259

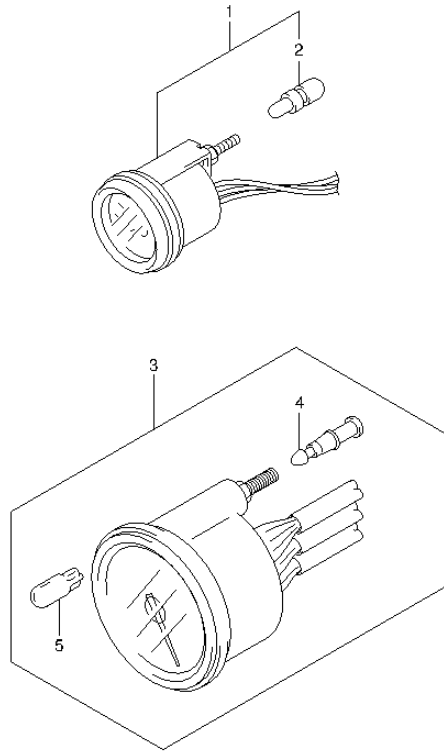


FIG.259 (2-L-4) METER (DF40A E1)

REF NO.	PART NO.	DESCRIPTION	Q'TY	REMARKS
1-1	34800-93J00	METER ASSY, TRIM	1	BLACK
1-2	34800-93J11	METER ASSY, TRIM	1	WHITE
2	09471-12103	.BULB (12V3.4W,T6.5)	1	
3-1	34200-93J00	TACHOMETER ASSY, WITH MONITOR	1	BLACK
3-2	34200-93J11	TACHOMETER ASSY, WITH MONITOR	1	WHITE
4	36615-96300	.TERMINAL, RESIN	4	
5	09471-12077	.BULB (12V1.7W,T10)	1	

FIG.260

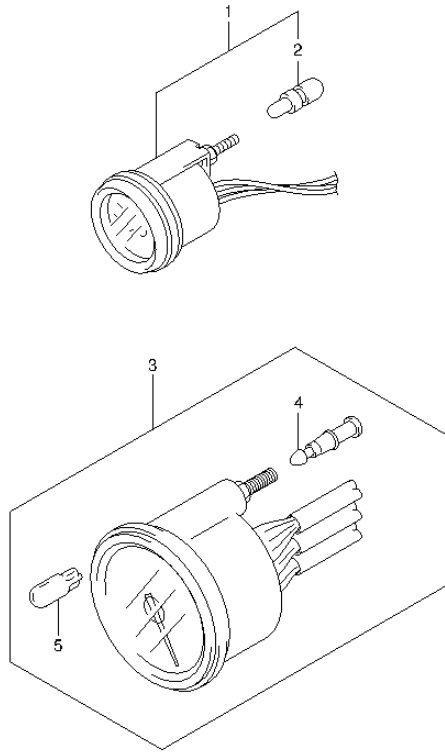


FIG.260 (2-L-5) METER (DF40AST E34)

REF NO.	PART NO.	DESCRIPTION	Q'TY	REMARKS
1	34800-93J11	METER ASSY, TRIM	1	WHITE
2	09471-12103	.BULB (12V3.4W,T6.5)	1	
3	34200-93J11	TACHOMETER ASSY, WITH MONITOR	1	WHITE
4	36615-96300	.TERMINAL, RESIN	4	
5	09471-12077	.BULB (12V1.7W,T10)	1	

FIG.261

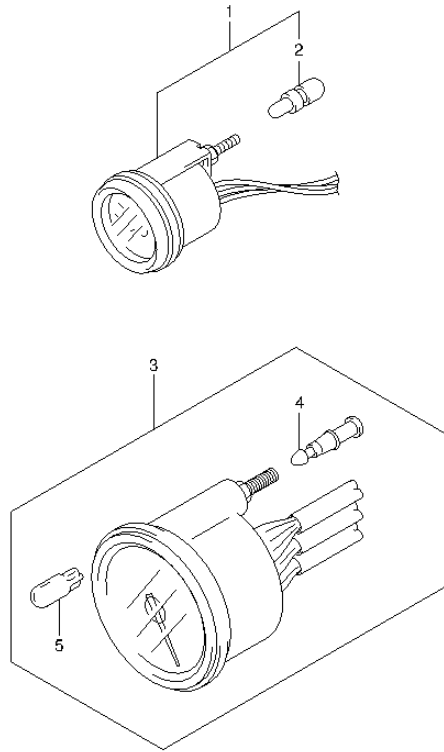


FIG.261 (2-L-6) METER (DF50A E1)

REF NO.	PART NO.	DESCRIPTION	Q'TY	REMARKS
1-1	34800-93J00	METER ASSY, TRIM	1	BLACK
1-2	34800-93J11	METER ASSY, TRIM	1	WHITE
2	09471-12103	.BULB (12V3.4W,T6.5)	1	
3-1	34200-93J00	TACHOMETER ASSY, WITH MONITOR	1	BLACK
3-2	34200-93J11	TACHOMETER ASSY, WITH MONITOR	1	WHITE
4	36615-96300	.TERMINAL, RESIN	4	
5	09471-12077	.BULB (12V1.7W,T10)	1	

FIG.262

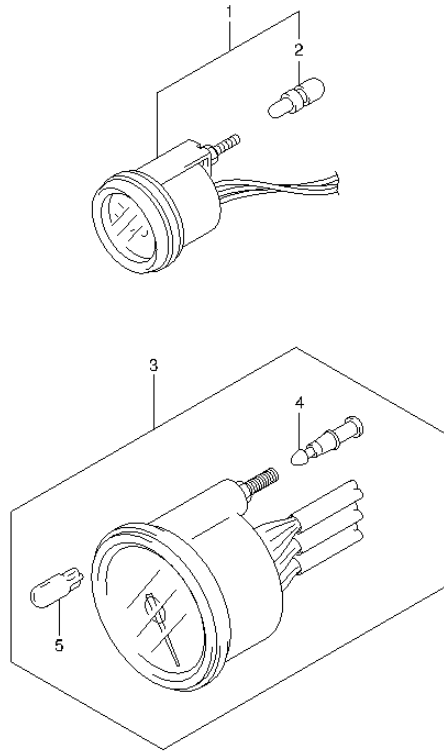


FIG.262 (2-L-7) METER (DF60A E1)

REF NO.	PART NO.	DESCRIPTION	Q'TY	REMARKS
1-1	34800-93J00	METER ASSY, TRIM	1	BLACK
1-2	34800-93J11	METER ASSY, TRIM	1	WHITE
2	09471-12103	.BULB (12V3.4W,T6.5)	1	
3-1	34200-93J00	TACHOMETER ASSY, WITH MONITOR	1	BLACK
3-2	34200-93J11	TACHOMETER ASSY, WITH MONITOR	1	WHITE
4	36615-96300	.TERMINAL, RESIN	4	
5	09471-12077	.BULB (12V1.7W,T10)	1	

FIG.263

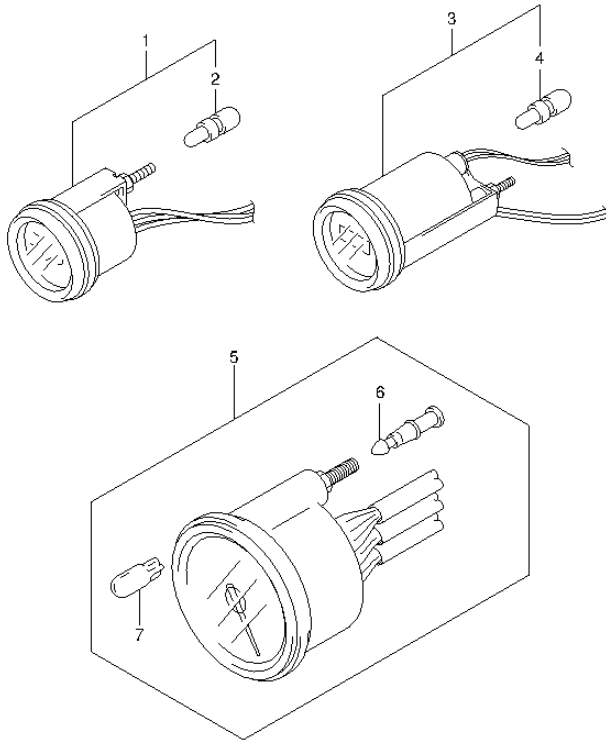


FIG.263 (2-L-8) METER (DF60A E40)

REF NO.	PART NO.	DESCRIPTION	Q'TY	REMARKS
1-1	34800-93J00	METER ASSY, TRIM	1	BLACK
1-2	34800-93J11	METER ASSY, TRIM	1	WHITE
2	09471-12103	.BULB (12V3.4W,T6.5)	1	
3-1	34500-93J00	METER ASSY, HOUR	1	BLACK
3-2	34500-93J11	METER ASSY, HOUR	1	WHITE
4	09471-12103	.BULB (12V3.4W,T6.5)	1	
5-1	34200-93J00	TACHOMETER ASSY, WITH MONITOR	1	BLACK
5-2	34200-93J11	TACHOMETER ASSY, WITH MONITOR	1	WHITE
6	36615-96300	.TERMINAL, RESIN	4	
7	09471-12077	.BULB (12V1.7W,T10)	1	

FIG.264

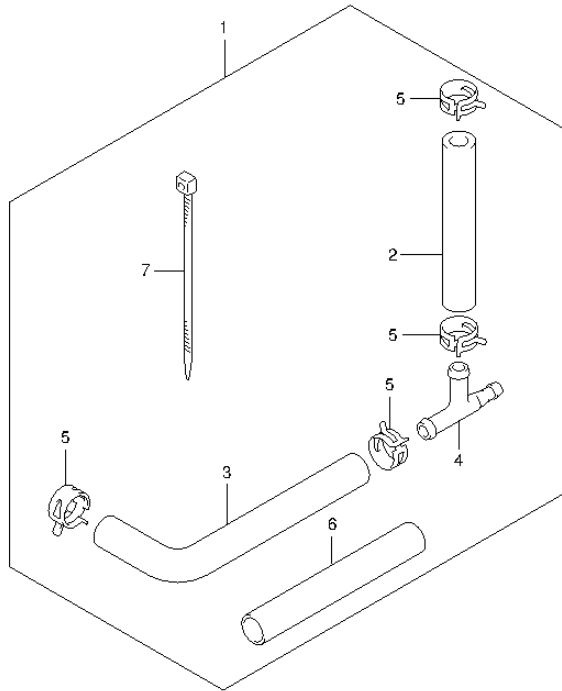


FIG.264 (2-L-9) WATER PRESSURE GAUGE SUB KIT (DF40A E1)

REF NO.	PART NO.	DESCRIPTION	Q'TY	REMARKS
1	34660-90J02	WATER PRESSURE GAUGE SUB KIT	1	OPT
2	09352-50903-600	.HOSE (5X9X600)	1	OPT L:600->160
3	09352-50903-600	.HOSE (5X9X600)	1	OPT L:600->210
4	09367-06006	.3 WAY	1	OPT
5	09401-08413	.CLIP	4	OPT
6	18498-99EA0	.PROTECTOR (L:80)	1	OPT
7	09407-25402	.CLAMP (L:248)	1	OPT

FIG.265

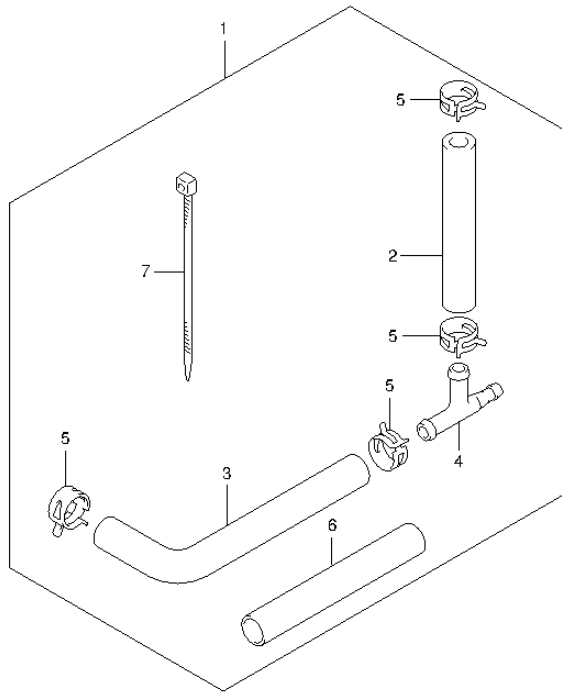


FIG.265 (2-L-10) WATER PRESSURE GAUGE SUB KIT (DF40AQH E1)

REF NO.	PART NO.	DESCRIPTION	Q'TY	REMARKS
1	34660-90J02	WATER PRESSURE GAUGE SUB KIT	1	OPT
2	09352-50903-600	.HOSE (5X9X600)	1	OPT L:600->160
3	09352-50903-600	.HOSE (5X9X600)	1	OPT L:600->210
4	09367-06006	.3 WAY	1	OPT
5	09401-08413	.CLIP	4	OPT
6	18498-99EA0	.PROTECTOR (L:80)	1	OPT
7	09407-25402	.CLAMP (L:248)	1	OPT

FIG.266

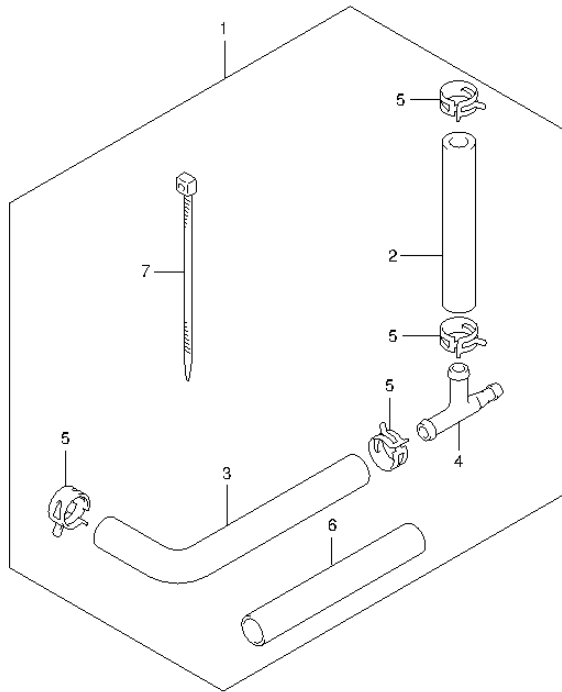


FIG.266 (2-L-11) WATER PRESSURE GAUGE SUB KIT (DF40AST E34)

REF NO.	PART NO.	DESCRIPTION	Q'TY	REMARKS
1	34660-90J02	WATER PRESSURE GAUGE SUB KIT	1	OPT
2	09352-50903-600	.HOSE (5X9X600)	1	OPT L:600->160
3	09352-50903-600	.HOSE (5X9X600)	1	OPT L:600->210
4	09367-06006	.3 WAY	1	OPT
5	09401-08413	.CLIP	4	OPT
6	18498-99EA0	.PROTECTOR (L:80)	1	OPT
7	09407-25402	.CLAMP (L:248)	1	OPT

FIG.267

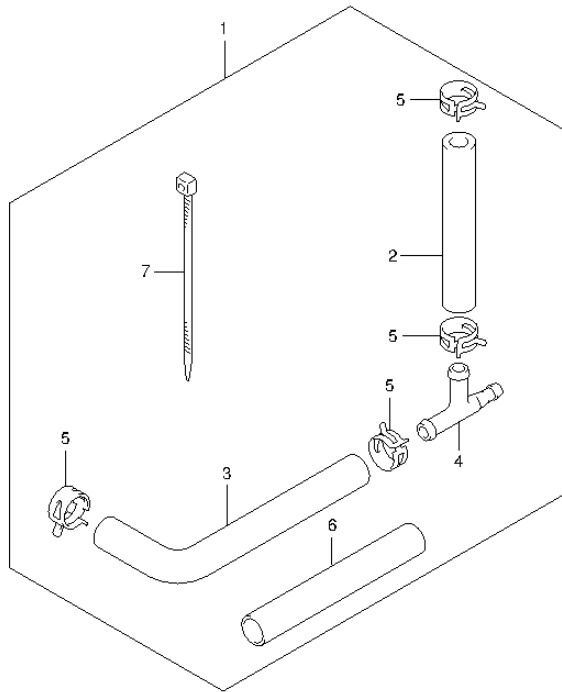


FIG.267 (2-L-12) WATER PRESSURE GAUGE SUB KIT (DF50A E1)

REF NO.	PART NO.	DESCRIPTION	Q'TY	REMARKS
1	34660-90J02	WATER PRESSURE GAUGE SUB KIT	1	OPT
2	09352-50903-600	.HOSE (5X9X600)	1	OPT L:600->160
3	09352-50903-600	.HOSE (5X9X600)	1	OPT L:600->210
4	09367-06006	.3 WAY	1	OPT
5	09401-08413	.CLIP	4	OPT
6	18498-99EA0	.PROTECTOR (L:80)	1	OPT
7	09407-25402	.CLAMP (L:248)	1	OPT

FIG.268

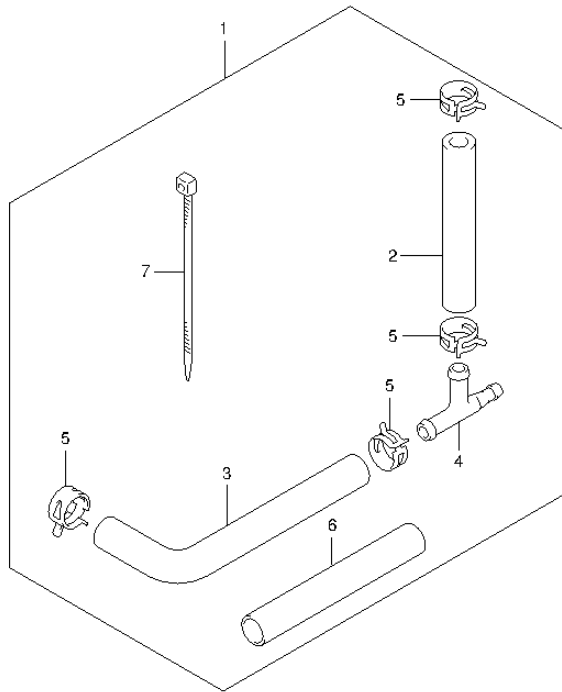


FIG.268 (2-L-13) WATER PRESSURE GAUGE SUB KIT (DF50ATH E1)

REF NO.	PART NO.	DESCRIPTION	Q'TY	REMARKS
1	34660-90J02	WATER PRESSURE GAUGE SUB KIT	1	OPT
2	09352-50903-600	.HOSE (5X9X600)	1	OPT L:600->160
3	09352-50903-600	.HOSE (5X9X600)	1	OPT L:600->210
4	09367-06006	.3 WAY	1	OPT
5	09401-08413	.CLIP	4	OPT
6	18498-99EA0	.PROTECTOR (L:80)	1	OPT
7	09407-25402	.CLAMP (L:248)	1	OPT

FIG.269

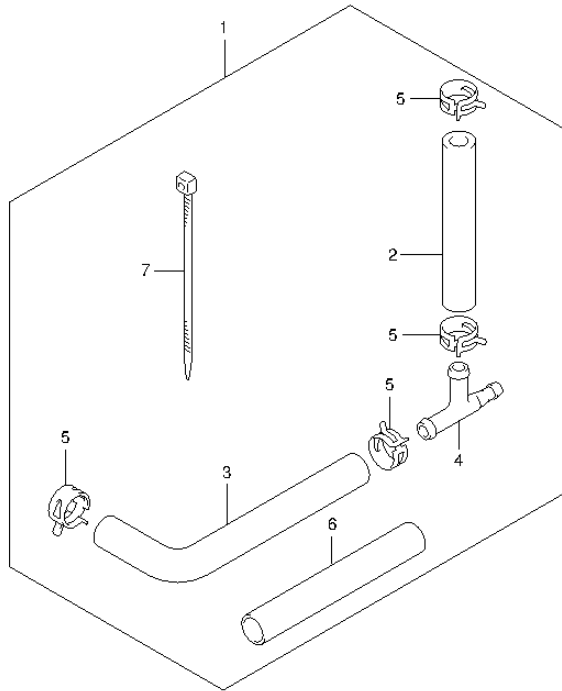


FIG.269 (2-L-14) WATER PRESSURE GAUGE SUB KIT (DF60A E1)

REF NO.	PART NO.	DESCRIPTION	Q'TY	REMARKS
1	34660-90J02	WATER PRESSURE GAUGE SUB KIT	1	OPT
2	09352-50903-600	.HOSE (5X9X600)	1	OPT L:600->160
3	09352-50903-600	.HOSE (5X9X600)	1	OPT L:600->210
4	09367-06006	.3 WAY	1	OPT
5	09401-08413	.CLIP	4	OPT
6	18498-99EA0	.PROTECTOR (L:80)	1	OPT
7	09407-25402	.CLAMP (L:248)	1	OPT

FIG.270

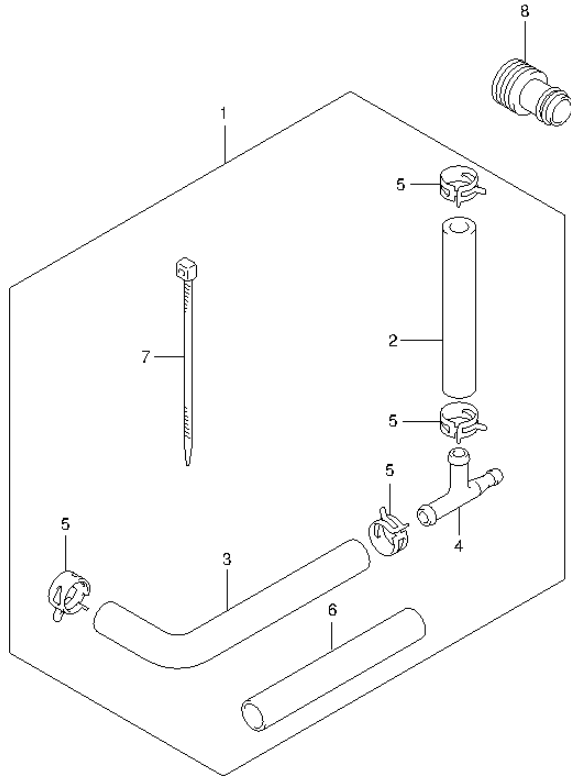


FIG.270 (2-L-15) WATER PRESSURE GAUGE SUB KIT (DF60A E40)

REF NO.	PART NO.	DESCRIPTION	Q'TY	REMARKS
1	34660-90J02	WATER PRESSURE GAUGE SUB KIT	1	OPT
2	09352-50903-600	.HOSE (5X9X600)	1	OPT L:600->160
3	09352-50903-600	.HOSE (5X9X600)	1	OPT L:600->210
4	09367-06006	.3 WAY	1	OPT
5	09401-08413	.CLIP	4	OPT
6	18498-99EA0	.PROTECTOR (L:80)	1	OPT
7	09407-25402	.CLAMP (L:248)	1	OPT
8	17917-87L00	CONNECTOR, FLUSH WATER	1	

FIG.271

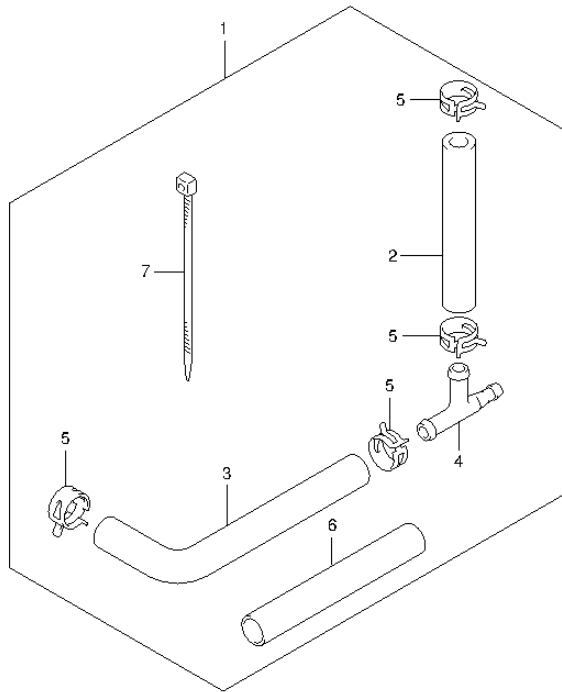


FIG.271 (3-B-2) WATER PRESSURE GAUGE SUB KIT (DF60AQH E1)

REF NO.	PART NO.	DESCRIPTION	Q'TY	REMARKS
1	34660-90J02	WATER PRESSURE GAUGE SUB KIT	1	OPT
2	09352-50903-600	.HOSE (5X9X600)	1	OPT L:600->160
3	09352-50903-600	.HOSE (5X9X600)	1	OPT L:600->210
4	09367-06006	.3 WAY	1	OPT
5	09401-08413	.CLIP	4	OPT
6	18498-99EA0	.PROTECTOR (L:80)	1	OPT
7	09407-25402	.CLAMP (L:248)	1	OPT

FIG.272

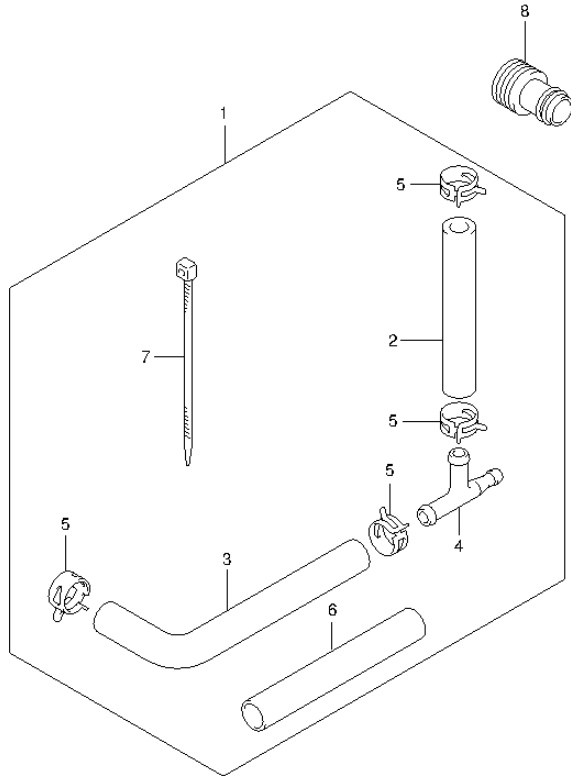


FIG.272 (3-B-3) WATER PRESSURE GAUGE SUB KIT (DF60AQH E40)

REF NO.	PART NO.	DESCRIPTION	Q'TY	REMARKS
1	34660-90J02	WATER PRESSURE GAUGE SUB KIT	1	OPT
2	09352-50903-600	.HOSE (5X9X600)	1	OPT L:600->160
3	09352-50903-600	.HOSE (5X9X600)	1	OPT L:600->210
4	09367-06006	.3 WAY	1	OPT
5	09401-08413	.CLIP	4	OPT
6	18498-99EA0	.PROTECTOR (L:80)	1	OPT
7	09407-25402	.CLAMP (L:248)	1	OPT
8	17917-87L00	CONNECTOR, FLUSH WATER	1	

FIG.273

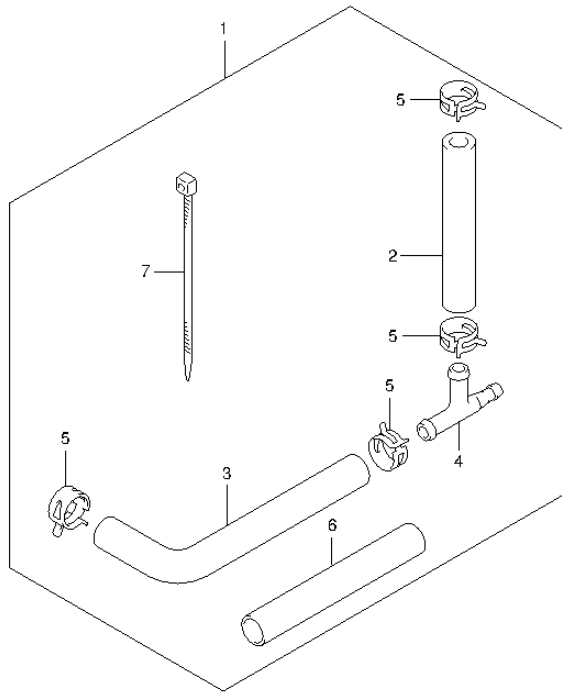


FIG.273 (3-B-4) WATER PRESSURE GAUGE SUB KIT (DF60ATH E1)

REF NO.	PART NO.	DESCRIPTION	Q'TY	REMARKS
1	34660-90J02	WATER PRESSURE GAUGE SUB KIT	1	OPT
2	09352-50903-600	.HOSE (5X9X600)	1	OPT L:600->160
3	09352-50903-600	.HOSE (5X9X600)	1	OPT L:600->210
4	09367-06006	.3 WAY	1	OPT
5	09401-08413	.CLIP	4	OPT
6	18498-99EA0	.PROTECTOR (L:80)	1	OPT
7	09407-25402	.CLAMP (L:248)	1	OPT

FIG.274

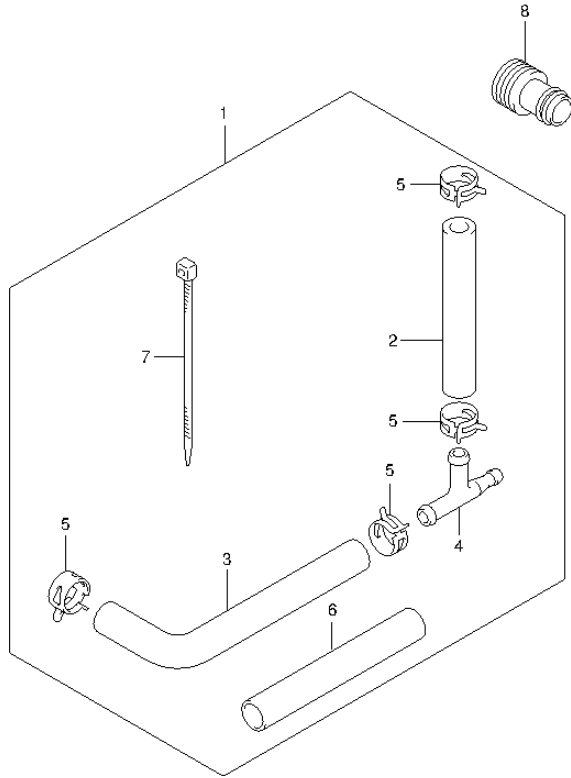


FIG.274 (3-B-5) WATER PRESSURE GAUGE SUB KIT (DF60ATH E40)

REF NO.	PART NO.	DESCRIPTION	Q'TY	REMARKS
1	34660-90J02	WATER PRESSURE GAUGE SUB KIT	1	OPT
2	09352-50903-600	.HOSE (5X9X600)	1	OPT L:600->160
3	09352-50903-600	.HOSE (5X9X600)	1	OPT L:600->210
4	09367-06006	.3 WAY	1	OPT
5	09401-08413	.CLIP	4	OPT
6	18498-99EA0	.PROTECTOR (L:80)	1	OPT
7	09407-25402	.CLAMP (L:248)	1	OPT
8	17917-87L00	CONNECTOR, FLUSH WATER	1	

FIG.275

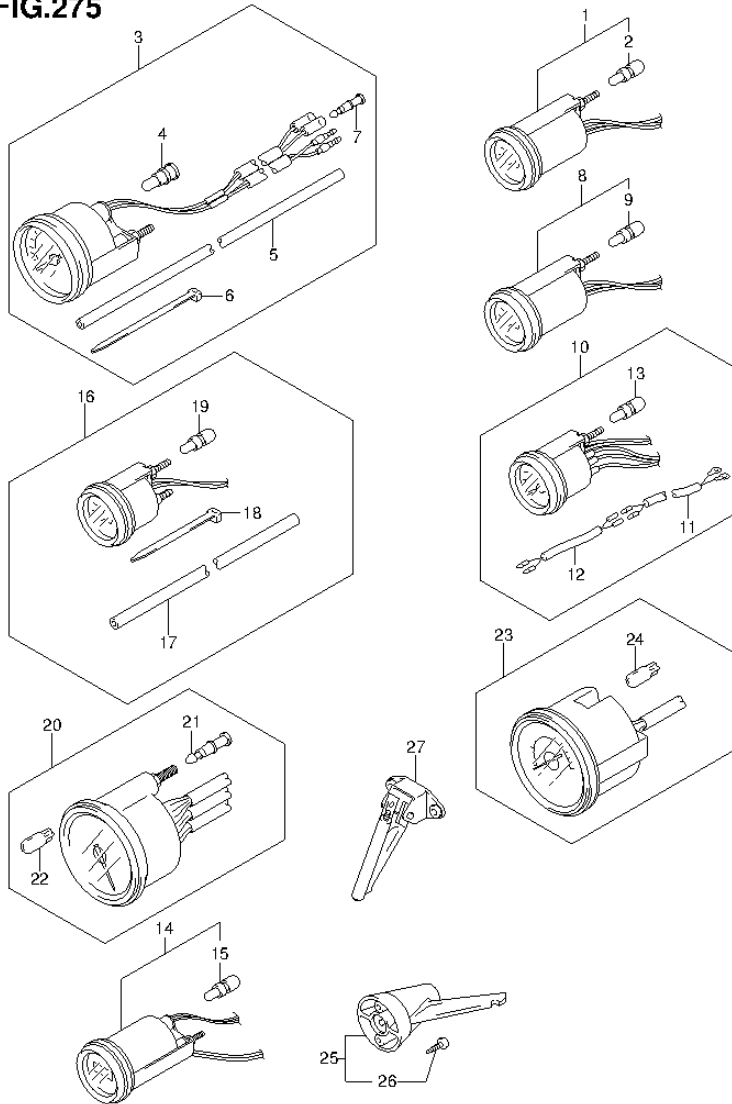


FIG.275 (3-B-6) OPT:METER (DF40A E1)

REF NO.	PART NO.	DESCRIPTION	Q'TY	REMARKS
1-1	34800-93J00	METER ASSY, TRIM	1	BLACK
1-2	34800-93J11	METER ASSY, TRIM	1	WHITE
2	09471-12103	.BULB (12V3.4W,T6.5)	1	
3-1	34100-93J00	SPEEDOMETER ASSY	1	MAX 130KM/H BLACK
3-2	34100-93J11	SPEEDOMETER ASSY	1	MAX 130KM/H WHITE
3-3	34100-93J20	SPEEDOMETER ASSY	1	MAX 80KM/H BLACK
3-4	34100-93J31	SPEEDOMETER ASSY	1	MAX 80KM/H WHITE
3-5	34100-93J40	SPEEDOMETER ASSY	1	MAX 45KNOTS BLACK
3-6	34100-93J51	SPEEDOMETER ASSY	1	MAX 45KNOTS WHITE
3-7	34100-93J60	SPEEDOMETER ASSY	1	MAX 65KNOTS WHITE
4	09471-12028	.BULB (12V,3.4W,T10)	1	
5	34191-92E00	.TUBE	1	
6	09407-14407	.CLAMP (L:145)	2	
7	36615-96300	.TERMINAL, RESIN	2	
8-1	34600-93J00	METER ASSY, VOLTAGE	1	BLACK
8-2	34600-93J11	METER ASSY, VOLTAGE	1	WHITE
9	09471-12103	.BULB (12V3.4W,T6.5)	1	
10-1	34300-93J00	GAUGE ASSY, FUEL	1	BLACK
10-2	34300-93J11	GAUGE ASSY, FUEL	1	WHITE
11	34310-92E00	.LEAD, FUEL GAUGE	1	
12	34360-92E00	.ADAPTER, FUEL GAUGE	1	
13	09471-12103	.BULB (12V3.4W,T6.5)	1	
14-1	34500-93J00	METER ASSY, HOUR	1	BLACK
14-2	34500-93J11	METER ASSY, HOUR	1	WHITE
15	09471-12103	.BULB (12V3.4W,T6.5)	1	
16-1	34650-93J20	GAUGE ASSY, WATER PRESSURE	1	15PSI BLACK
16-2	34650-93J31	GAUGE ASSY, WATER PRESSURE	1	15PSI WHITE
17	34191-92E00	.TUBE	1	
18	09407-14407	.CLAMP (L:145)	2	
19	09471-12103	.BULB (12V3.4W,T6.5)	1	
20-1	34200-93J00	TACHOMETER ASSY, WITH MONITOR	1	BLACK
20-2	34200-93J11	TACHOMETER ASSY, WITH MONITOR	1	WHITE
21	36615-96300	.TERMINAL, RESIN	4	
22	09471-12077	.BULB (12V1.7W,T10)	1	

FIG.275

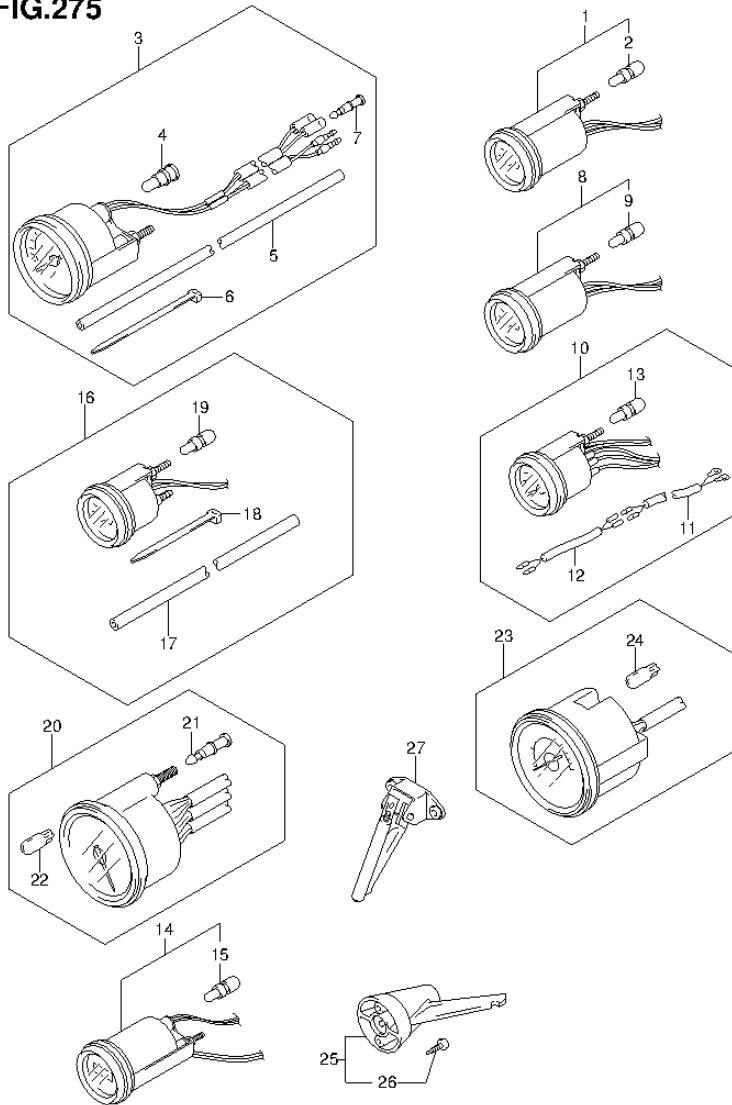


FIG.275 (3-B-7) OPT:METER (DF40A E1)

REF NO.	PART NO.	DESCRIPTION	Q'TY	REMARKS
23-1	34200-93J40	TACHOMETER ASSY, WITH MONITOR	1	BLACK
23-2	34200-93J50	TACHOMETER ASSY, WITH MONITOR	1	WHITE
24	09471-12077	.BULB (12V1.7W,T10)	1	
25	34190-95500	SENDER ASSY, SPEEDOMETER	1	
26	03112-06303	.SCREW	2	
27	34190-87D00	SENDER, SPEEDOMETER	1	

FIG.276

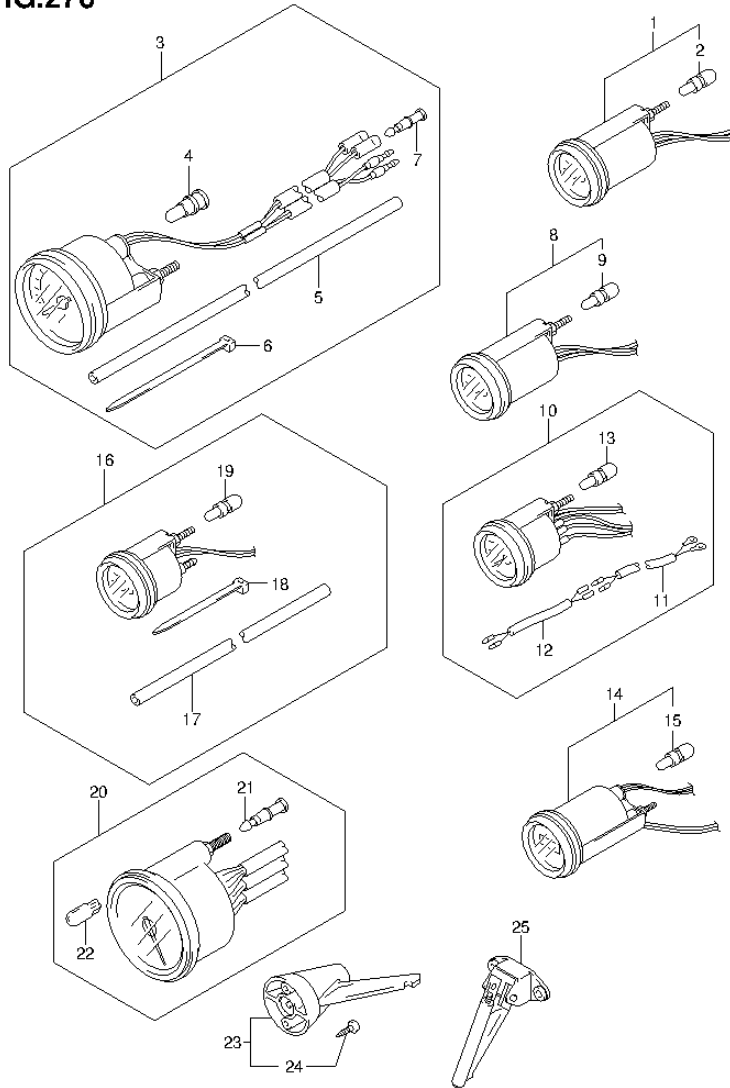


FIG.276 (3-B-8) OPT:METER (DF40AQH E1)

REF NO.	PART NO.	DESCRIPTION	Q'TY	REMARKS
1-1	34800-93J00	METER ASSY, TRIM	1	BLACK
1-2	34800-93J11	METER ASSY, TRIM	1	WHITE
2	09471-12103	.BULB (12V3.4W,T6.5)	1	
3-1	34100-93J00	SPEEDOMETER ASSY	1	MAX 130KM/H BLACK
3-2	34100-93J11	SPEEDOMETER ASSY	1	MAX 130KM/H WHITE
3-3	34100-93J20	SPEEDOMETER ASSY	1	MAX 80KM/H BLACK
3-4	34100-93J31	SPEEDOMETER ASSY	1	MAX 80KM/H WHITE
3-5	34100-93J40	SPEEDOMETER ASSY	1	MAX 45KNOTS BLACK
3-6	34100-93J51	SPEEDOMETER ASSY	1	MAX 45KNOTS WHITE
3-7	34100-93J60	SPEEDOMETER ASSY	1	MAX 65KNOTS WHITE
4	09471-12028	.BULB (12V,3.4W,T10)	1	
5	34191-92E00	.TUBE	1	
6	09407-14407	.CLAMP (L:145)	2	
7	36615-96300	.TERMINAL, RESIN	2	
8-1	34600-93J00	METER ASSY, VOLTAGE	1	BLACK
8-2	34600-93J11	METER ASSY, VOLTAGE	1	WHITE
9	09471-12103	.BULB (12V3.4W,T6.5)	1	
10-1	34300-93J00	GAUGE ASSY, FUEL	1	BLACK
10-2	34300-93J11	GAUGE ASSY, FUEL	1	WHITE
11	34310-92E00	.LEAD, FUEL GAUGE	1	
12	34360-92E00	.ADAPTER, FUEL GAUGE	1	
13	09471-12103	.BULB (12V3.4W,T6.5)	1	
14-1	34500-93J00	METER ASSY, HOUR	1	BLACK
14-2	34500-93J11	METER ASSY, HOUR	1	WHITE
15	09471-12103	.BULB (12V3.4W,T6.5)	1	
16-1	34650-93J20	GAUGE ASSY, WATER PRESSURE	1	15PSI BLACK
16-2	34650-93J31	GAUGE ASSY, WATER PRESSURE	1	15PSI WHITE
17	34191-92E00	.TUBE	1	
18	09407-14407	.CLAMP (L:145)	2	
19	09471-12103	.BULB (12V3.4W,T6.5)	1	
20-1	34200-93J00	TACHOMETER ASSY, WITH MONITOR	1	BLACK
20-2	34200-93J11	TACHOMETER ASSY, WITH MONITOR	1	WHITE
21	36615-96300	.TERMINAL, RESIN	4	
22	09471-12077	.BULB (12V1.7W,T10)	1	

FIG.276

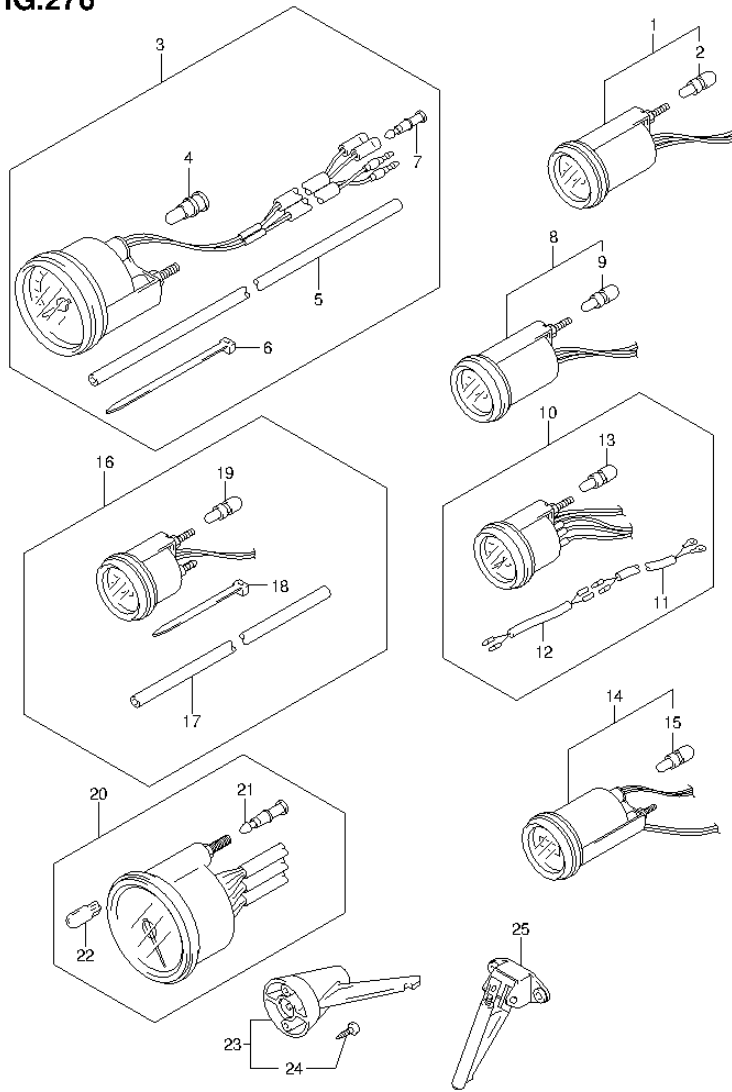


FIG.276 (3-B-9) OPT:METER (DF40AQH E1)

REF NO.	PART NO.	DESCRIPTION	Q'TY	REMARKS
23	34190-95500	SENDER ASSY, SPEEDOMETER	1	
24	03112-06303	.SCREW	2	
25	34190-87D00	SENDER, SPEEDOMETER	1	

FIG.277

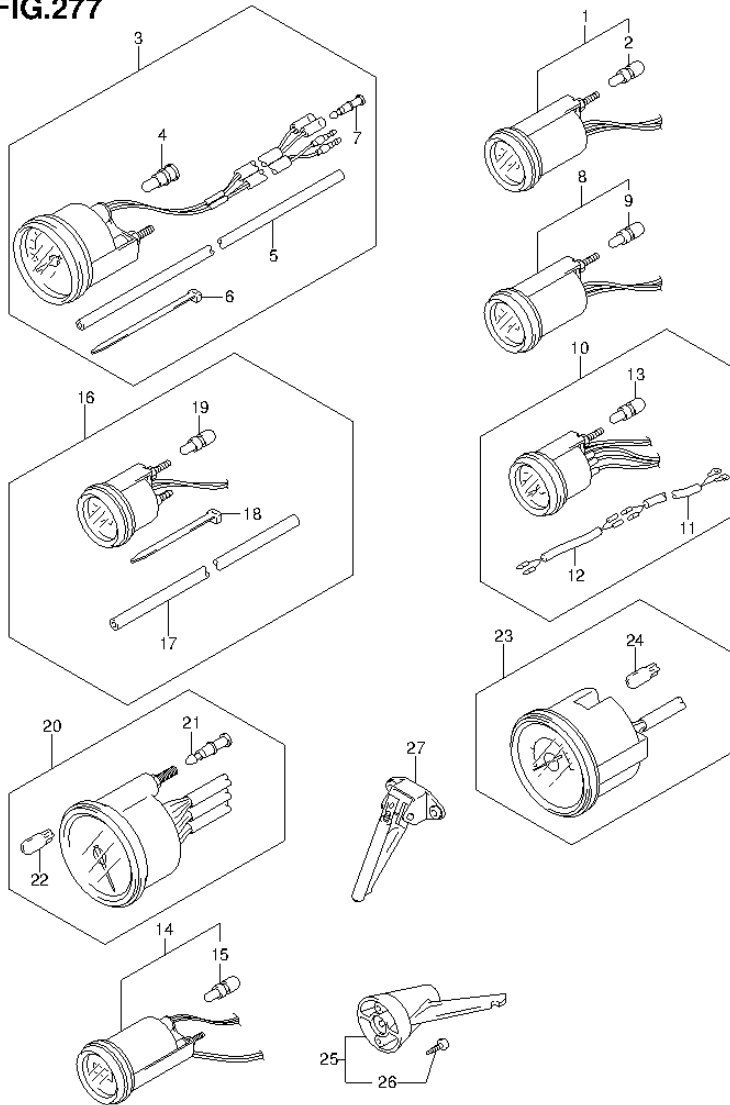


FIG.277 (3-B-10) OPT:METER (DF40AST E34)

REF NO.	PART NO.	DESCRIPTION	Q'TY	REMARKS
1-1	34800-93J00	METER ASSY, TRIM	1	BLACK
1-2	34800-93J11	METER ASSY, TRIM	1	WHITE
2	09471-12103	.BULB (12V3.4W,T6.5)	1	
3-1	34100-93J00	SPEEDOMETER ASSY	1	MAX 130KM/H BLACK
3-2	34100-93J11	SPEEDOMETER ASSY	1	MAX 130KM/H WHITE
3-3	34100-93J20	SPEEDOMETER ASSY	1	MAX 80KM/H BLACK
3-4	34100-93J31	SPEEDOMETER ASSY	1	MAX 80KM/H WHITE
3-5	34100-93J40	SPEEDOMETER ASSY	1	MAX 45KNOTS BLACK
3-6	34100-93J51	SPEEDOMETER ASSY	1	MAX 45KNOTS WHITE
3-7	34100-93J60	SPEEDOMETER ASSY	1	MAX 65KNOTS WHITE
4	09471-12028	.BULB (12V,3.4W,T10)	1	
5	34191-92E00	.TUBE	1	
6	09407-14407	.CLAMP (L:145)	2	
7	36615-96300	.TERMINAL, RESIN	2	
8-1	34600-93J00	METER ASSY, VOLTAGE	1	BLACK
8-2	34600-93J11	METER ASSY, VOLTAGE	1	WHITE
9	09471-12103	.BULB (12V3.4W,T6.5)	1	
10-1	34300-93J00	GAUGE ASSY, FUEL	1	BLACK
10-2	34300-93J11	GAUGE ASSY, FUEL	1	WHITE
11	34310-92E00	.LEAD, FUEL GAUGE	1	
12	34360-92E00	.ADAPTER, FUEL GAUGE	1	
13	09471-12103	.BULB (12V3.4W,T6.5)	1	
14-1	34500-93J00	METER ASSY, HOUR	1	BLACK
14-2	34500-93J11	METER ASSY, HOUR	1	WHITE
15	09471-12103	.BULB (12V3.4W,T6.5)	1	
16-1	34650-93J20	GAUGE ASSY, WATER PRESSURE	1	15PSI BLACK
16-2	34650-93J31	GAUGE ASSY, WATER PRESSURE	1	15PSI WHITE
17	34191-92E00	.TUBE	1	
18	09407-14407	.CLAMP (L:145)	2	
19	09471-12103	.BULB (12V3.4W,T6.5)	1	
20-1	34200-93J00	TACHOMETER ASSY, WITH MONITOR	1	BLACK
20-2	34200-93J11	TACHOMETER ASSY, WITH MONITOR	1	WHITE
21	36615-96300	.TERMINAL, RESIN	4	
22	09471-12077	.BULB (12V1.7W,T10)	1	

FIG.277

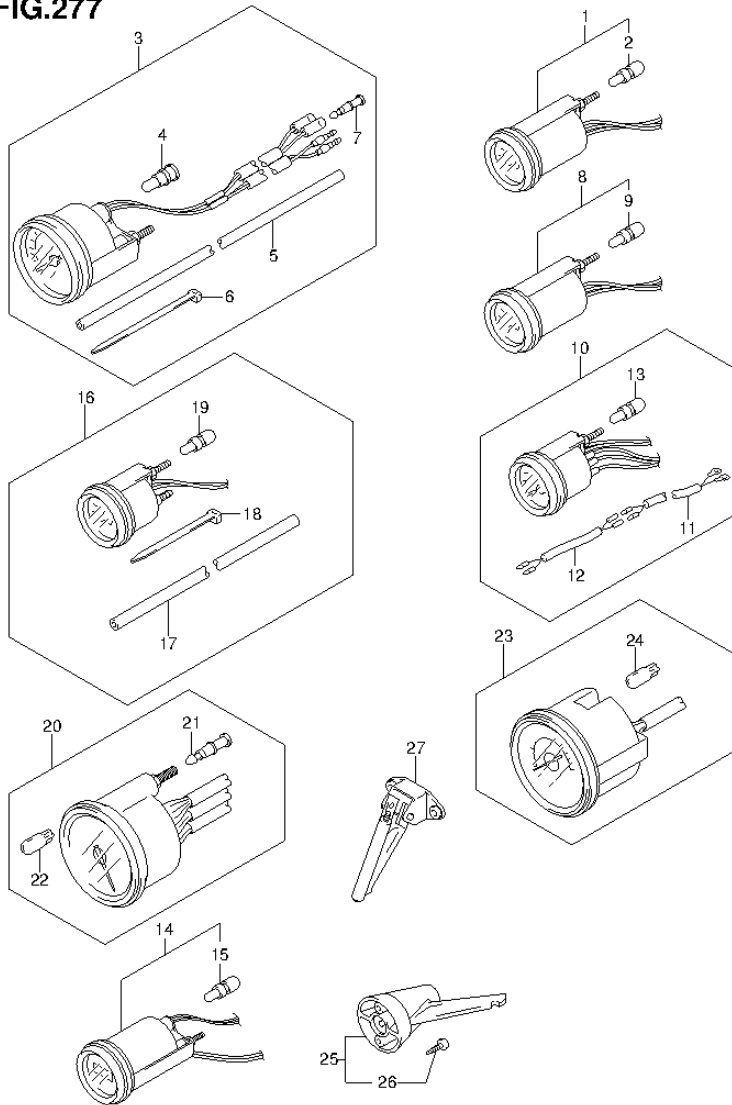


FIG.277 (3-B-11) OPT:METER (DF40AST E34)

REF NO.	PART NO.	DESCRIPTION	Q'TY	REMARKS
23-1	34200-93J40	TACHOMETER ASSY, WITH MONITOR	1	BLACK
23-2	34200-93J50	TACHOMETER ASSY, WITH MONITOR	1	WHITE
24	09471-12077	.BULB (12V1.7W,T10)	1	
25	34190-95500	SENDER ASSY, SPEEDOMETER	1	
26	03112-06303	.SCREW	2	
27	34190-87D00	SENDER, SPEEDOMETER	1	

FIG.278

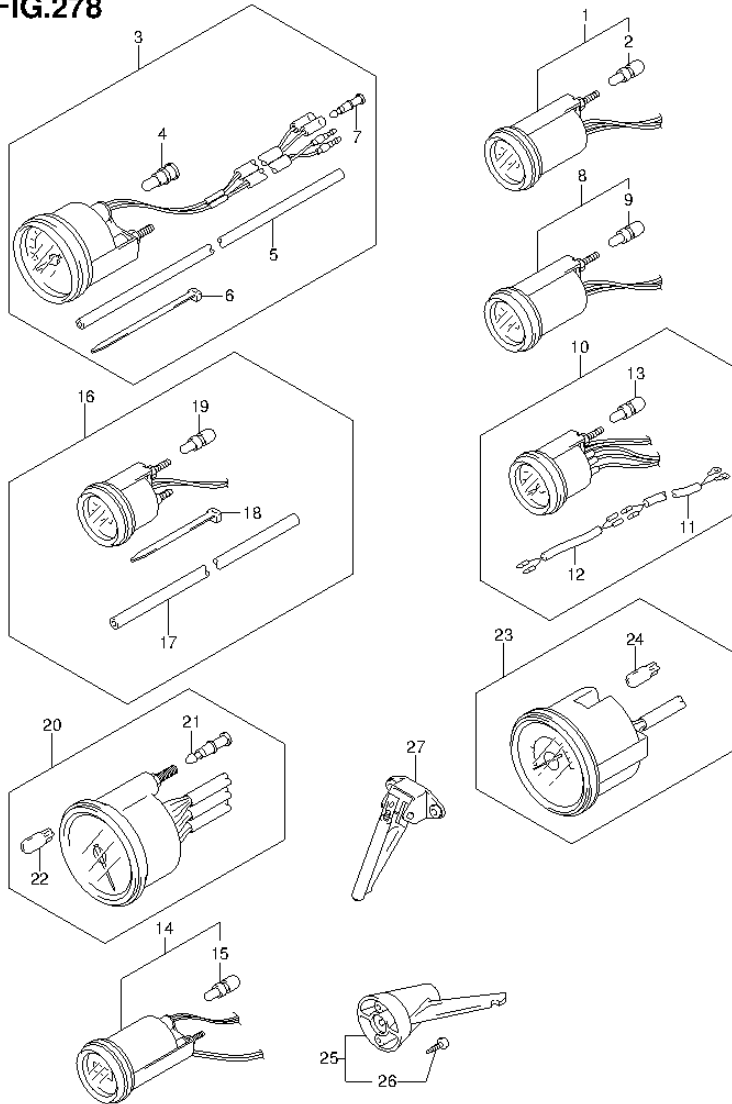


FIG.278 (3-B-12) OPT:METER (DF50A E1)

REF NO.	PART NO.	DESCRIPTION	Q'TY	REMARKS
1-1	34800-93J00	METER ASSY, TRIM	1	BLACK
1-2	34800-93J11	METER ASSY, TRIM	1	WHITE
2	09471-12103	.BULB (12V3.4W,T6.5)	1	
3-1	34100-93J00	SPEEDOMETER ASSY	1	MAX 130KM/H BLACK
3-2	34100-93J11	SPEEDOMETER ASSY	1	MAX 130KM/H WHITE
3-3	34100-93J20	SPEEDOMETER ASSY	1	MAX 80KM/H BLACK
3-4	34100-93J31	SPEEDOMETER ASSY	1	MAX 80KM/H WHITE
3-5	34100-93J40	SPEEDOMETER ASSY	1	MAX 45KNOTS BLACK
3-6	34100-93J51	SPEEDOMETER ASSY	1	MAX 45KNOTS WHITE
3-7	34100-93J60	SPEEDOMETER ASSY	1	MAX 65KNOTS WHITE
4	09471-12028	.BULB (12V,3.4W,T10)	1	
5	34191-92E00	.TUBE	1	
6	09407-14407	.CLAMP (L:145)	2	
7	36615-96300	.TERMINAL, RESIN	2	
8-1	34600-93J00	METER ASSY, VOLTAGE	1	BLACK
8-2	34600-93J11	METER ASSY, VOLTAGE	1	WHITE
9	09471-12103	.BULB (12V3.4W,T6.5)	1	
10-1	34300-93J00	GAUGE ASSY, FUEL	1	BLACK
10-2	34300-93J11	GAUGE ASSY, FUEL	1	WHITE
11	34310-92E00	.LEAD, FUEL GAUGE	1	
12	34360-92E00	.ADAPTER, FUEL GAUGE	1	
13	09471-12103	.BULB (12V3.4W,T6.5)	1	
14-1	34500-93J00	METER ASSY, HOUR	1	BLACK
14-2	34500-93J11	METER ASSY, HOUR	1	WHITE
15	09471-12103	.BULB (12V3.4W,T6.5)	1	
16-1	34650-93J20	GAUGE ASSY, WATER PRESSURE	1	15PSI BLACK
16-2	34650-93J31	GAUGE ASSY, WATER PRESSURE	1	15PSI WHITE
17	34191-92E00	.TUBE	1	
18	09407-14407	.CLAMP (L:145)	2	
19	09471-12103	.BULB (12V3.4W,T6.5)	1	
20-1	34200-93J00	TACHOMETER ASSY, WITH MONITOR	1	BLACK
20-2	34200-93J11	TACHOMETER ASSY, WITH MONITOR	1	WHITE
21	36615-96300	.TERMINAL, RESIN	4	
22	09471-12077	.BULB (12V1.7W,T10)	1	

FIG.278

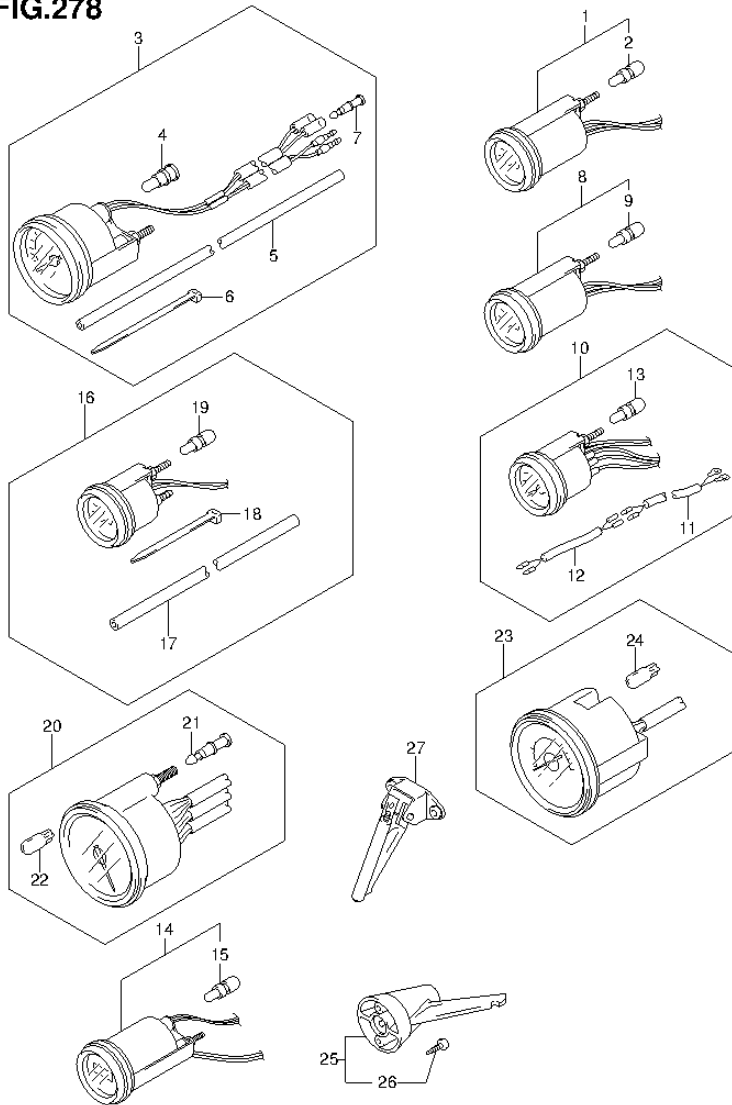


FIG.278 (3-B-13) OPT:METER (DF50A E1)

REF NO.	PART NO.	DESCRIPTION	Q'TY	REMARKS
23-1	34200-93J40	TACHOMETER ASSY, WITH MONITOR	1	BLACK
23-2	34200-93J50	TACHOMETER ASSY, WITH MONITOR	1	WHITE
24	09471-12077	.BULB (12V1.7W,T10)	1	
25	34190-95500	SENDER ASSY, SPEEDOMETER	1	
26	03112-06303	.SCREW	2	
27	34190-87D00	SENDER, SPEEDOMETER	1	

FIG.279

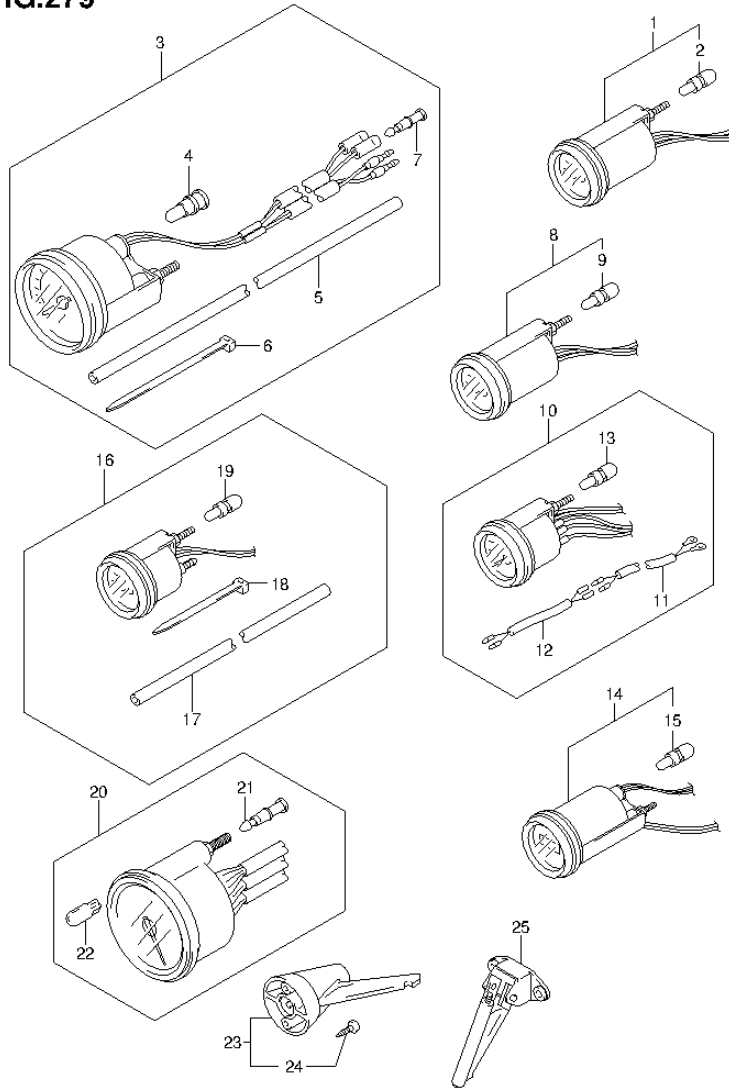


FIG.279 (3-B-14) OPT:METER (DF50ATH E1)

REF NO.	PART NO.	DESCRIPTION	Q'TY	REMARKS
1-1	34800-93J00	METER ASSY, TRIM	1	BLACK
1-2	34800-93J11	METER ASSY, TRIM	1	WHITE
2	09471-12103	.BULB (12V3.4W,T6.5)	1	
3-1	34100-93J00	SPEEDOMETER ASSY	1	MAX 130KM/H BLACK
3-2	34100-93J11	SPEEDOMETER ASSY	1	MAX 130KM/H WHITE
3-3	34100-93J20	SPEEDOMETER ASSY	1	MAX 80KM/H BLACK
3-4	34100-93J31	SPEEDOMETER ASSY	1	MAX 80KM/H WHITE
3-5	34100-93J40	SPEEDOMETER ASSY	1	MAX 45KNOTS BLACK
3-6	34100-93J51	SPEEDOMETER ASSY	1	MAX 45KNOTS WHITE
3-7	34100-93J60	SPEEDOMETER ASSY	1	MAX 65KNOTS WHITE
4	09471-12028	.BULB (12V,3.4W,T10)	1	
5	34191-92E00	.TUBE	1	
6	09407-14407	.CLAMP (L:145)	2	
7	36615-96300	.TERMINAL, RESIN	2	
8-1	34600-93J00	METER ASSY, VOLTAGE	1	BLACK
8-2	34600-93J11	METER ASSY, VOLTAGE	1	WHITE
9	09471-12103	.BULB (12V3.4W,T6.5)	1	
10-1	34300-93J00	GAUGE ASSY, FUEL	1	BLACK
10-2	34300-93J11	GAUGE ASSY, FUEL	1	WHITE
11	34310-92E00	.LEAD, FUEL GAUGE	1	
12	34360-92E00	.ADAPTER, FUEL GAUGE	1	
13	09471-12103	.BULB (12V3.4W,T6.5)	1	
14-1	34500-93J00	METER ASSY, HOUR	1	BLACK
14-2	34500-93J11	METER ASSY, HOUR	1	WHITE
15	09471-12103	.BULB (12V3.4W,T6.5)	1	
16-1	34650-93J20	GAUGE ASSY, WATER PRESSURE	1	15PSI BLACK
16-2	34650-93J31	GAUGE ASSY, WATER PRESSURE	1	15PSI WHITE
17	34191-92E00	.TUBE	1	
18	09407-14407	.CLAMP (L:145)	2	
19	09471-12103	.BULB (12V3.4W,T6.5)	1	
20-1	34200-93J00	TACHOMETER ASSY, WITH MONITOR	1	BLACK
20-2	34200-93J11	TACHOMETER ASSY, WITH MONITOR	1	WHITE
21	36615-96300	.TERMINAL, RESIN	4	
22	09471-12077	.BULB (12V1.7W,T10)	1	

FIG.279

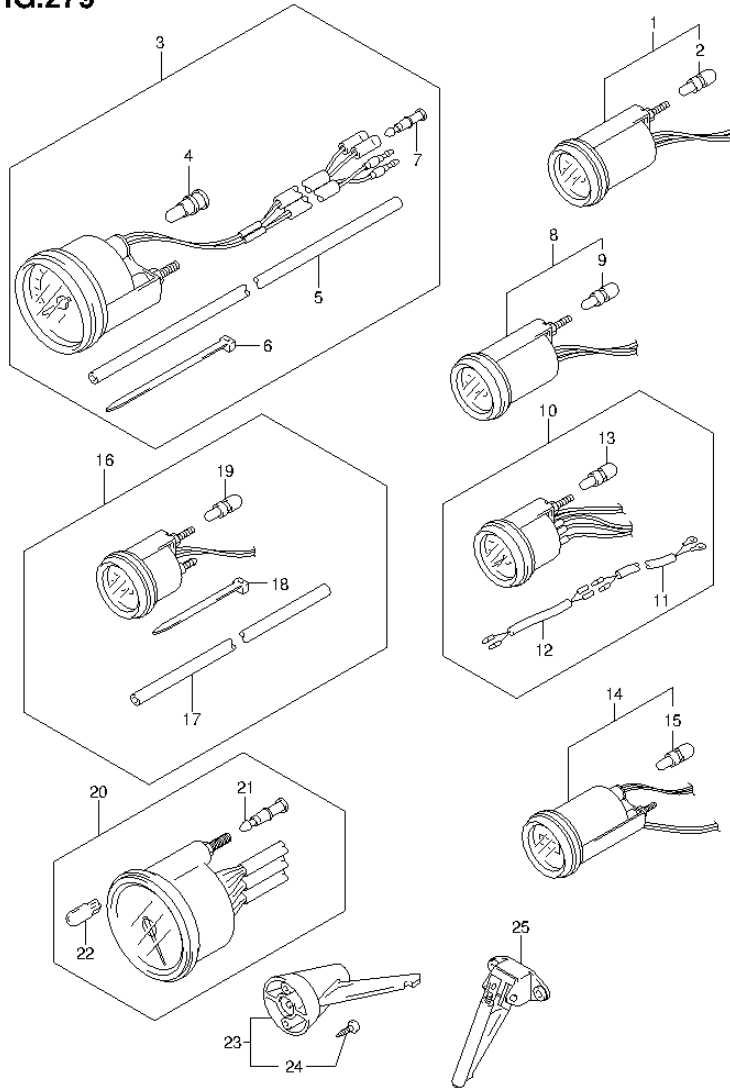


FIG.279 (3-B-15) OPT:METER (DF50ATH E1)

REF NO.	PART NO.	DESCRIPTION	Q'TY	REMARKS
23	34190-95500	SENDER ASSY, SPEEDOMETER	1	
24	03112-06303	.SCREW	2	
25	34190-87D00	SENDER, SPEEDOMETER	1	

FIG.280

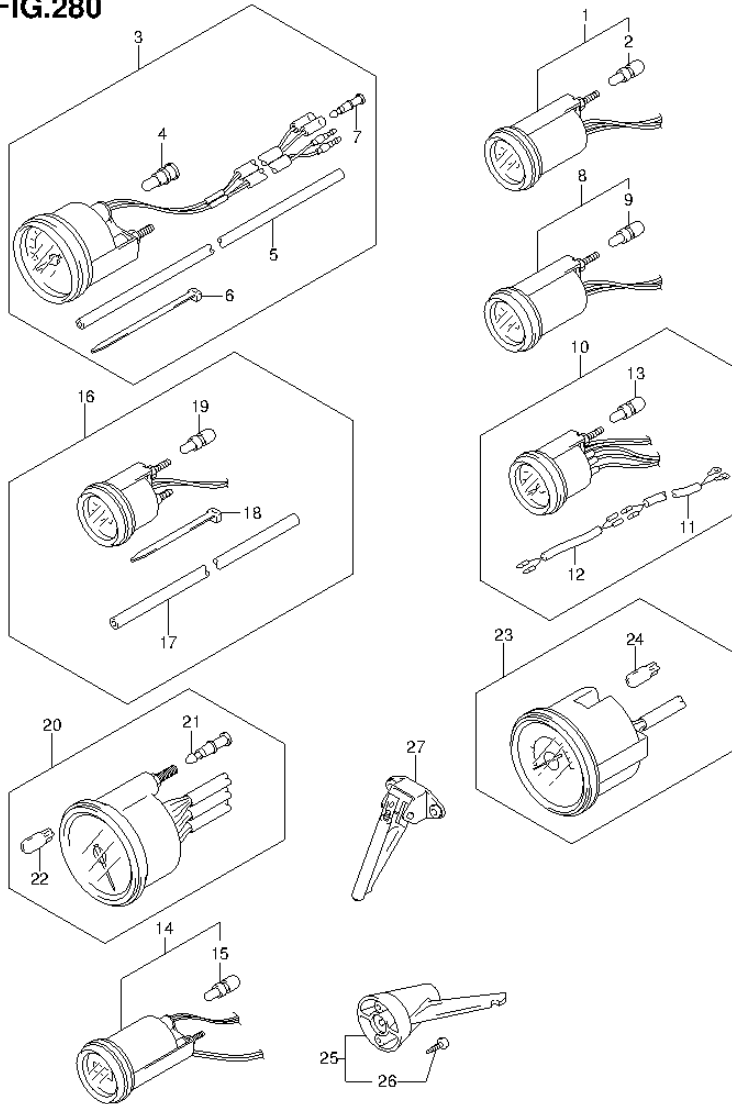


FIG.280 (3-C-2) OPT:METER (DF60A E1)

REF NO.	PART NO.	DESCRIPTION	Q'TY	REMARKS
1-1	34800-93J00	METER ASSY, TRIM	1	BLACK
1-2	34800-93J11	METER ASSY, TRIM	1	WHITE
2	09471-12103	.BULB (12V3.4W,T6.5)	1	
3-1	34100-93J00	SPEEDOMETER ASSY	1	MAX 130KM/H BLACK
3-2	34100-93J11	SPEEDOMETER ASSY	1	MAX 130KM/H WHITE
3-3	34100-93J20	SPEEDOMETER ASSY	1	MAX 80KM/H BLACK
3-4	34100-93J31	SPEEDOMETER ASSY	1	MAX 80KM/H WHITE
3-5	34100-93J40	SPEEDOMETER ASSY	1	MAX 45KNOTS BLACK
3-6	34100-93J51	SPEEDOMETER ASSY	1	MAX 45KNOTS WHITE
3-7	34100-93J60	SPEEDOMETER ASSY	1	MAX 65KNOTS WHITE
4	09471-12028	.BULB (12V,3.4W,T10)	1	
5	34191-92E00	.TUBE	1	
6	09407-14407	.CLAMP (L:145)	2	
7	36615-96300	.TERMINAL, RESIN	2	
8-1	34600-93J00	METER ASSY, VOLTAGE	1	BLACK
8-2	34600-93J11	METER ASSY, VOLTAGE	1	WHITE
9	09471-12103	.BULB (12V3.4W,T6.5)	1	
10-1	34300-93J00	GAUGE ASSY, FUEL	1	BLACK
10-2	34300-93J11	GAUGE ASSY, FUEL	1	WHITE
11	34310-92E00	.LEAD, FUEL GAUGE	1	
12	34360-92E00	.ADAPTER, FUEL GAUGE	1	
13	09471-12103	.BULB (12V3.4W,T6.5)	1	
14-1	34500-93J00	METER ASSY, HOUR	1	BLACK
14-2	34500-93J11	METER ASSY, HOUR	1	WHITE
15	09471-12103	.BULB (12V3.4W,T6.5)	1	
16-1	34650-93J20	GAUGE ASSY, WATER PRESSURE	1	15PSI BLACK
16-2	34650-93J31	GAUGE ASSY, WATER PRESSURE	1	15PSI WHITE
17	34191-92E00	.TUBE	1	
18	09407-14407	.CLAMP (L:145)	2	
19	09471-12103	.BULB (12V3.4W,T6.5)	1	
20-1	34200-93J00	TACHOMETER ASSY, WITH MONITOR	1	BLACK
20-2	34200-93J11	TACHOMETER ASSY, WITH MONITOR	1	WHITE
21	36615-96300	.TERMINAL, RESIN	4	
22	09471-12077	.BULB (12V1.7W,T10)	1	

FIG.280

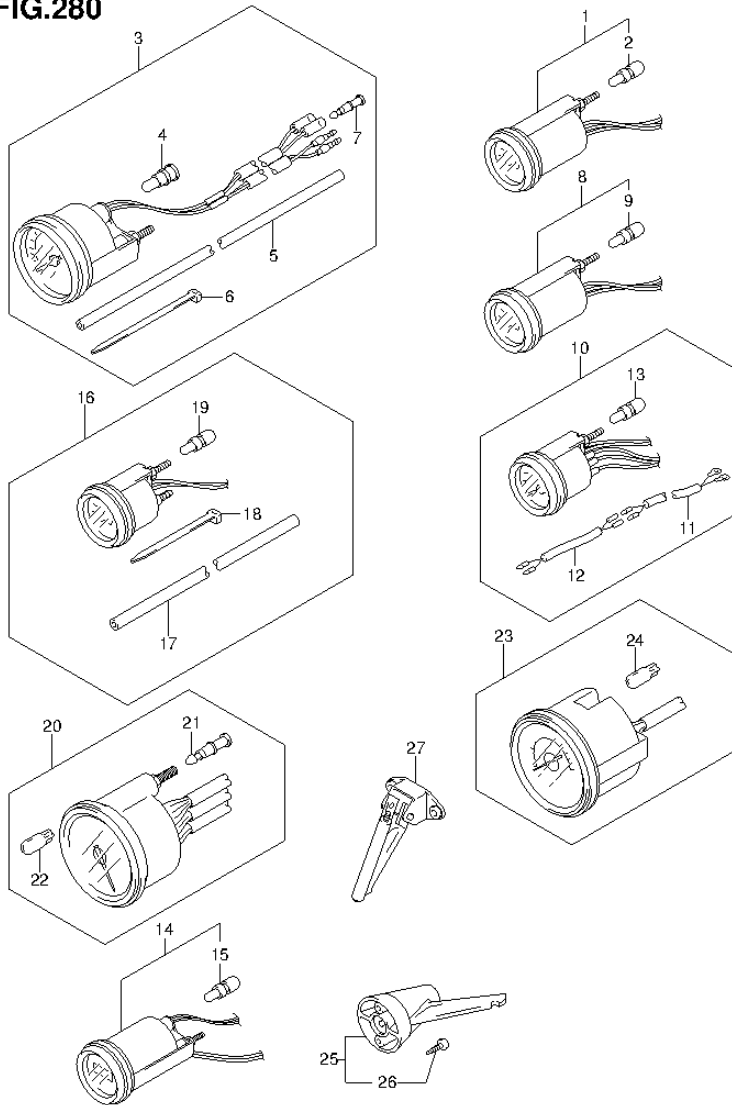


FIG.280 (3-C-3) OPT:METER (DF60A E1)

REF NO.	PART NO.	DESCRIPTION	Q'TY	REMARKS
23-1	34200-93J40	TACHOMETER ASSY, WITH MONITOR	1	BLACK
23-2	34200-93J50	TACHOMETER ASSY, WITH MONITOR	1	WHITE
24	09471-12077	.BULB (12V1.7W,T10)	1	
25	34190-95500	SENDER ASSY, SPEEDOMETER	1	
26	03112-06303	.SCREW	2	
27	34190-87D00	SENDER, SPEEDOMETER	1	

FIG.281

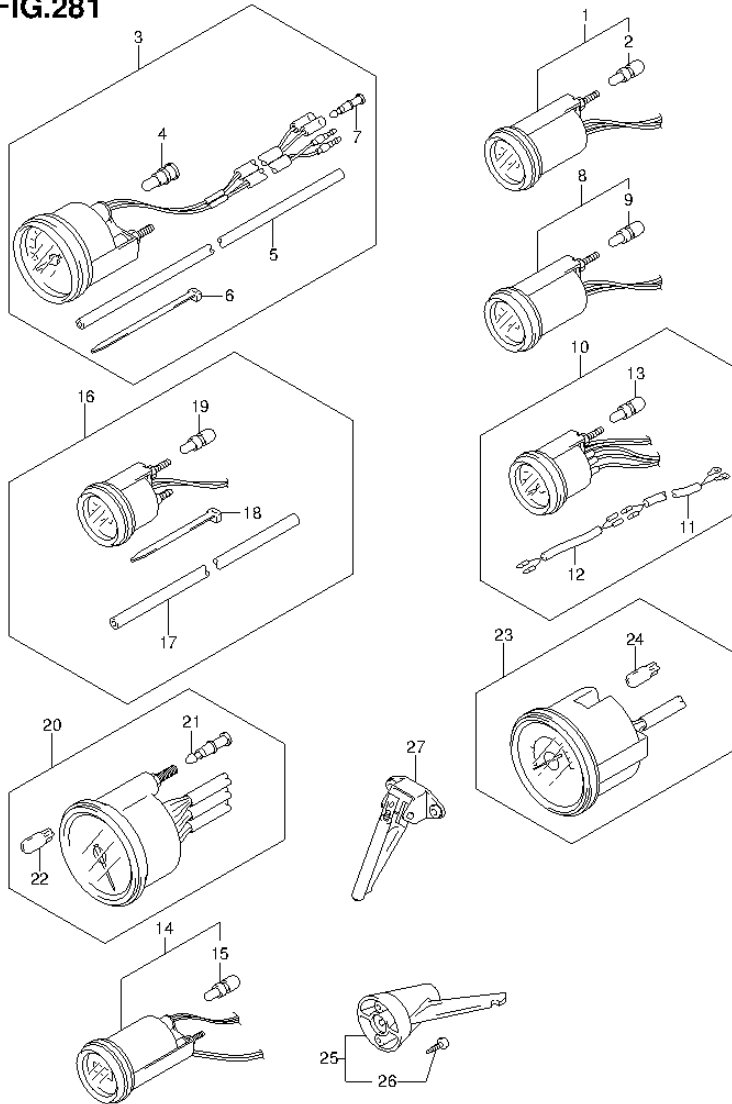


FIG.281 (3-C-4) OPT:METER (DF60A E40)

REF NO.	PART NO.	DESCRIPTION	Q'TY	REMARKS
1-1	34800-93J00	METER ASSY, TRIM	1	BLACK
1-2	34800-93J11	METER ASSY, TRIM	1	WHITE
2	09471-12103	.BULB (12V3.4W,T6.5)	1	
3-1	34100-93J00	SPEEDOMETER ASSY	1	MAX 130KM/H BLACK
3-2	34100-93J11	SPEEDOMETER ASSY	1	MAX 130KM/H WHITE
3-3	34100-93J20	SPEEDOMETER ASSY	1	MAX 80KM/H BLACK
3-4	34100-93J31	SPEEDOMETER ASSY	1	MAX 80KM/H WHITE
3-5	34100-93J40	SPEEDOMETER ASSY	1	MAX 45KNOTS BLACK
3-6	34100-93J51	SPEEDOMETER ASSY	1	MAX 45KNOTS WHITE
3-7	34100-93J60	SPEEDOMETER ASSY	1	MAX 65KNOTS WHITE
4	09471-12028	.BULB (12V,3.4W,T10)	1	
5	34191-92E00	.TUBE	1	
6	09407-14407	.CLAMP (L:145)	2	
7	36615-96300	.TERMINAL, RESIN	2	
8-1	34600-93J00	METER ASSY, VOLTAGE	1	BLACK
8-2	34600-93J11	METER ASSY, VOLTAGE	1	WHITE
9	09471-12103	.BULB (12V3.4W,T6.5)	1	
10-1	34300-93J00	GAUGE ASSY, FUEL	1	BLACK
10-2	34300-93J11	GAUGE ASSY, FUEL	1	WHITE
11	34310-92E00	.LEAD, FUEL GAUGE	1	
12	34360-92E00	.ADAPTER, FUEL GAUGE	1	
13	09471-12103	.BULB (12V3.4W,T6.5)	1	
14-1	34500-93J00	METER ASSY, HOUR	1	BLACK
14-2	34500-93J11	METER ASSY, HOUR	1	WHITE
15	09471-12103	.BULB (12V3.4W,T6.5)	1	
16-1	34650-93J20	GAUGE ASSY, WATER PRESSURE	1	15PSI BLACK
16-2	34650-93J31	GAUGE ASSY, WATER PRESSURE	1	15PSI WHITE
17	34191-92E00	.TUBE	1	
18	09407-14407	.CLAMP (L:145)	2	
19	09471-12103	.BULB (12V3.4W,T6.5)	1	
20-1	34200-93J00	TACHOMETER ASSY, WITH MONITOR	1	BLACK
20-2	34200-93J11	TACHOMETER ASSY, WITH MONITOR	1	WHITE
21	36615-96300	.TERMINAL, RESIN	4	
22	09471-12077	.BULB (12V1.7W,T10)	1	

FIG.281

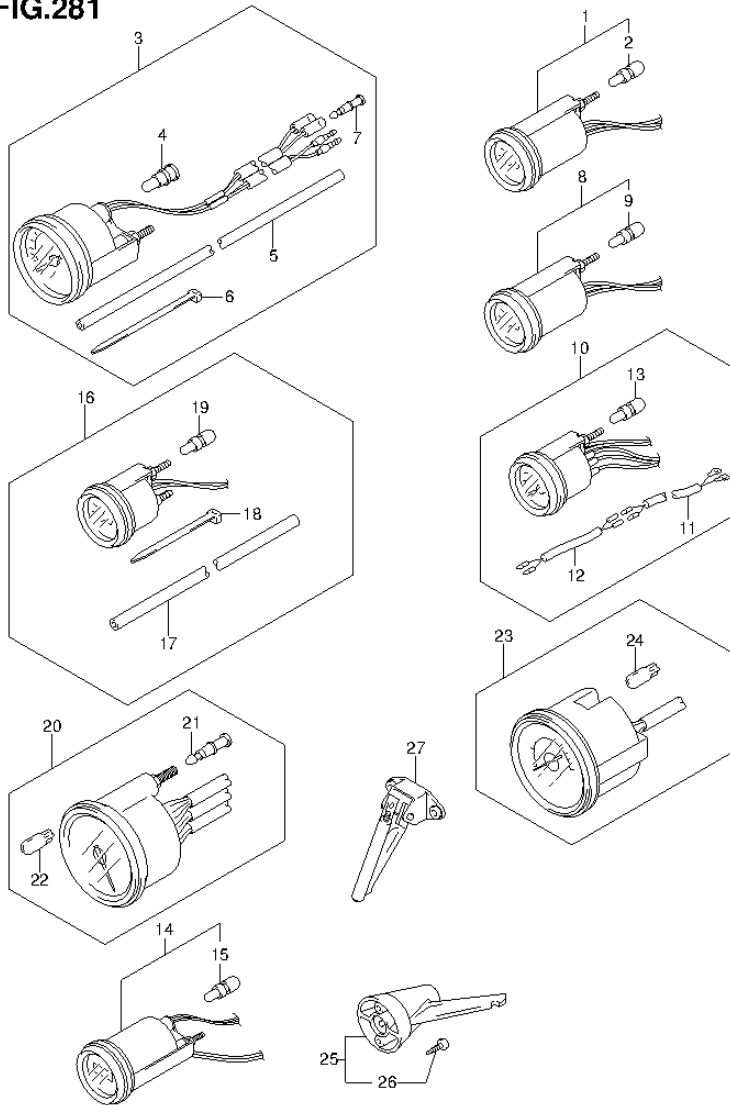


FIG.281 (3-C-5) OPT:METER (DF60A E40)

REF NO.	PART NO.	DESCRIPTION	Q'TY	REMARKS
23-1	34200-93J40	TACHOMETER ASSY, WITH MONITOR	1	BLACK
23-2	34200-93J50	TACHOMETER ASSY, WITH MONITOR	1	WHITE
24	09471-12077	.BULB (12V1.7W,T10)	1	
25	34190-95500	SENDER ASSY, SPEEDOMETER	1	
26	03112-06303	.SCREW	2	
27	34190-87D00	SENDER, SPEEDOMETER	1	

FIG.282

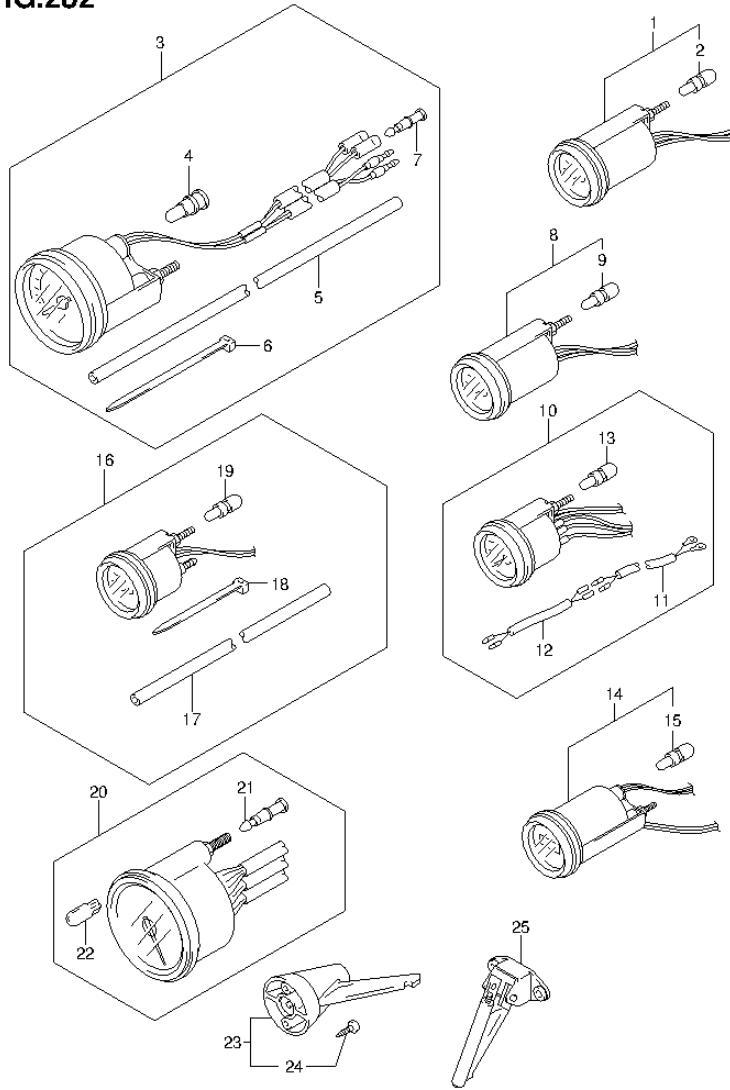


FIG.282 (3-C-6) OPT:METER (DF60AQH E1)

REF NO.	PART NO.	DESCRIPTION	Q'TY	REMARKS
1-1	34800-93J00	METER ASSY, TRIM	1	BLACK
1-2	34800-93J11	METER ASSY, TRIM	1	WHITE
2	09471-12103	.BULB (12V3.4W,T6.5)	1	
3-1	34100-93J00	SPEEDOMETER ASSY	1	MAX 130KM/H BLACK
3-2	34100-93J11	SPEEDOMETER ASSY	1	MAX 130KM/H WHITE
3-3	34100-93J20	SPEEDOMETER ASSY	1	MAX 80KM/H BLACK
3-4	34100-93J31	SPEEDOMETER ASSY	1	MAX 80KM/H WHITE
3-5	34100-93J40	SPEEDOMETER ASSY	1	MAX 45KNOTS BLACK
3-6	34100-93J51	SPEEDOMETER ASSY	1	MAX 45KNOTS WHITE
3-7	34100-93J60	SPEEDOMETER ASSY	1	MAX 65KNOTS WHITE
4	09471-12028	.BULB (12V,3.4W,T10)	1	
5	34191-92E00	.TUBE	1	
6	09407-14407	.CLAMP (L:145)	2	
7	36615-96300	.TERMINAL, RESIN	2	
8-1	34600-93J00	METER ASSY, VOLTAGE	1	BLACK
8-2	34600-93J11	METER ASSY, VOLTAGE	1	WHITE
9	09471-12103	.BULB (12V3.4W,T6.5)	1	
10-1	34300-93J00	GAUGE ASSY, FUEL	1	BLACK
10-2	34300-93J11	GAUGE ASSY, FUEL	1	WHITE
11	34310-92E00	.LEAD, FUEL GAUGE	1	
12	34360-92E00	.ADAPTER, FUEL GAUGE	1	
13	09471-12103	.BULB (12V3.4W,T6.5)	1	
14-1	34500-93J00	METER ASSY, HOUR	1	BLACK
14-2	34500-93J11	METER ASSY, HOUR	1	WHITE
15	09471-12103	.BULB (12V3.4W,T6.5)	1	
16-1	34650-93J20	GAUGE ASSY, WATER PRESSURE	1	15PSI BLACK
16-2	34650-93J31	GAUGE ASSY, WATER PRESSURE	1	15PSI WHITE
17	34191-92E00	.TUBE	1	
18	09407-14407	.CLAMP (L:145)	2	
19	09471-12103	.BULB (12V3.4W,T6.5)	1	
20-1	34200-93J00	TACHOMETER ASSY, WITH MONITOR	1	BLACK
20-2	34200-93J11	TACHOMETER ASSY, WITH MONITOR	1	WHITE
21	36615-96300	.TERMINAL, RESIN	4	
22	09471-12077	.BULB (12V1.7W,T10)	1	

FIG.282

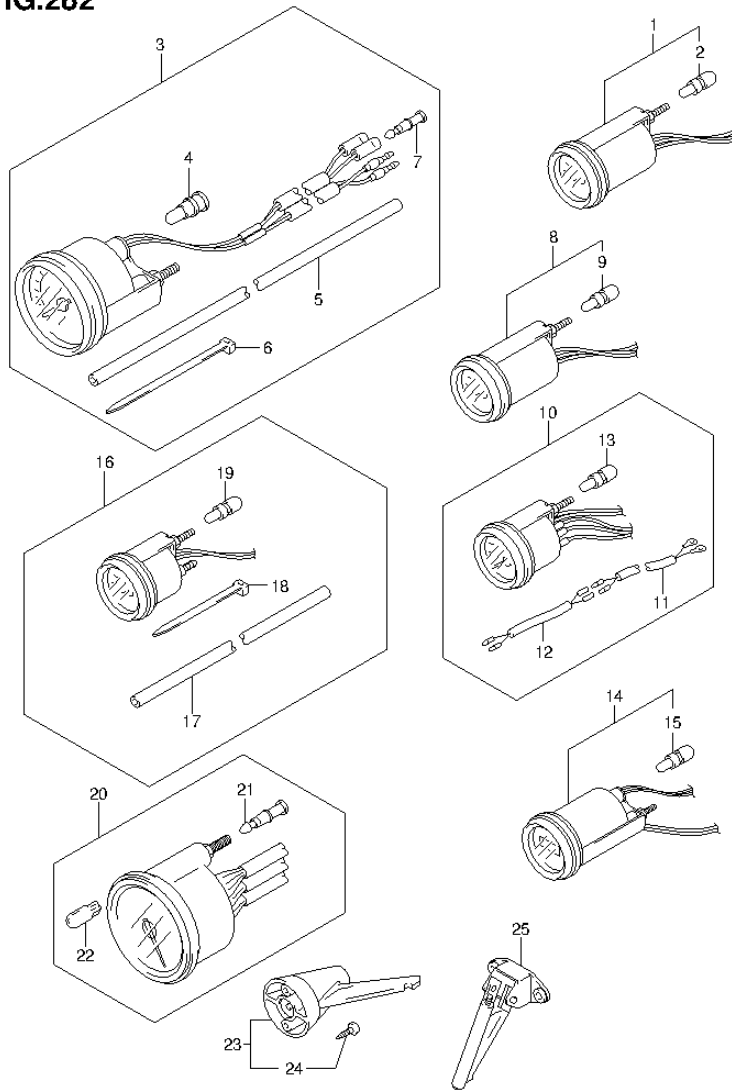


FIG.282 (3-C-7) OPT:METER (DF60AQH E1)

REF NO.	PART NO.	DESCRIPTION	Q'TY	REMARKS
23	34190-95500	SENDER ASSY, SPEEDOMETER	1	
24	03112-06303	.SCREW	2	
25	34190-87D00	SENDER, SPEEDOMETER	1	

FIG.283

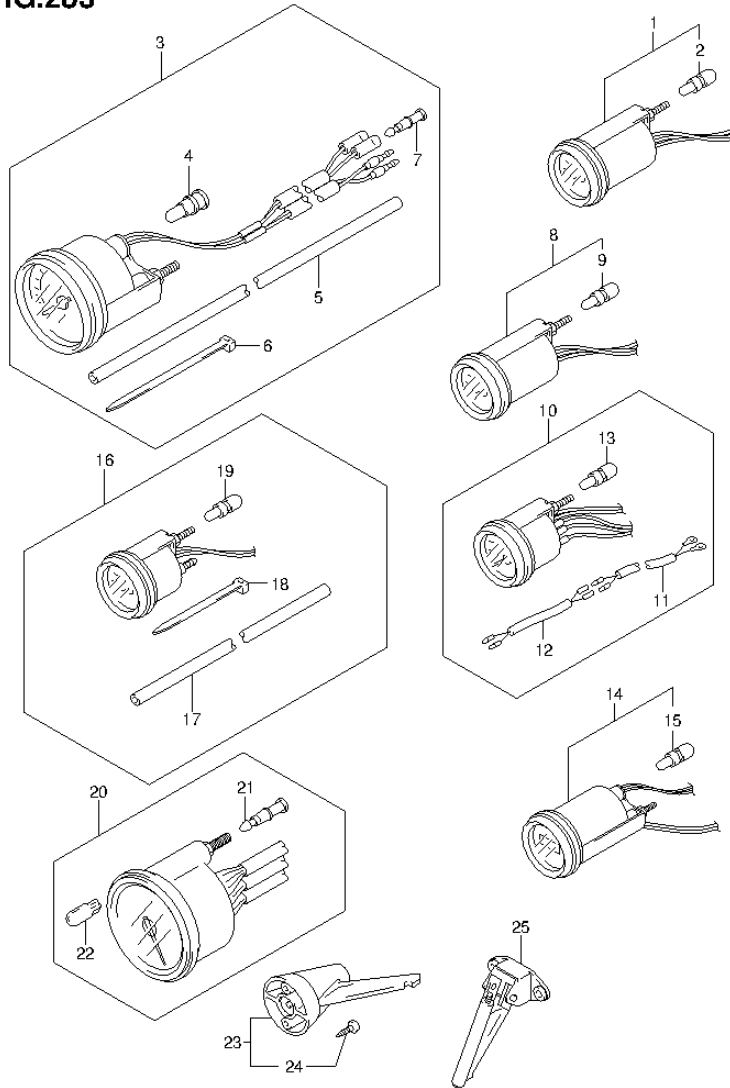


FIG.283 (3-C-8) OPT:METER (DF60AQH E40)

REF NO.	PART NO.	DESCRIPTION	Q'TY	REMARKS
1-1	34800-93J00	METER ASSY, TRIM	1	BLACK
1-2	34800-93J11	METER ASSY, TRIM	1	WHITE
2	09471-12103	.BULB (12V3.4W,T6.5)	1	
3-1	34100-93J00	SPEEDOMETER ASSY	1	MAX 130KM/H BLACK
3-2	34100-93J11	SPEEDOMETER ASSY	1	MAX 130KM/H WHITE
3-3	34100-93J20	SPEEDOMETER ASSY	1	MAX 80KM/H BLACK
3-4	34100-93J31	SPEEDOMETER ASSY	1	MAX 80KM/H WHITE
3-5	34100-93J40	SPEEDOMETER ASSY	1	MAX 45KNOTS BLACK
3-6	34100-93J51	SPEEDOMETER ASSY	1	MAX 45KNOTS WHITE
3-7	34100-93J60	SPEEDOMETER ASSY	1	MAX 65KNOTS WHITE
4	09471-12028	.BULB (12V,3.4W,T10)	1	
5	34191-92E00	.TUBE	1	
6	09407-14407	.CLAMP (L:145)	2	
7	36615-96300	.TERMINAL, RESIN	2	
8-1	34600-93J00	METER ASSY, VOLTAGE	1	BLACK
8-2	34600-93J11	METER ASSY, VOLTAGE	1	WHITE
9	09471-12103	.BULB (12V3.4W,T6.5)	1	
10-1	34300-93J00	GAUGE ASSY, FUEL	1	BLACK
10-2	34300-93J11	GAUGE ASSY, FUEL	1	WHITE
11	34310-92E00	.LEAD, FUEL GAUGE	1	
12	34360-92E00	.ADAPTER, FUEL GAUGE	1	
13	09471-12103	.BULB (12V3.4W,T6.5)	1	
14-1	34500-93J00	METER ASSY, HOUR	1	BLACK
14-2	34500-93J11	METER ASSY, HOUR	1	WHITE
15	09471-12103	.BULB (12V3.4W,T6.5)	1	
16-1	34650-93J20	GAUGE ASSY, WATER PRESSURE	1	15PSI BLACK
16-2	34650-93J31	GAUGE ASSY, WATER PRESSURE	1	15PSI WHITE
17	34191-92E00	.TUBE	1	
18	09407-14407	.CLAMP (L:145)	2	
19	09471-12103	.BULB (12V3.4W,T6.5)	1	
20-1	34200-93J00	TACHOMETER ASSY, WITH MONITOR	1	BLACK
20-2	34200-93J11	TACHOMETER ASSY, WITH MONITOR	1	WHITE
21	36615-96300	.TERMINAL, RESIN	4	
22	09471-12077	.BULB (12V1.7W,T10)	1	

FIG.283

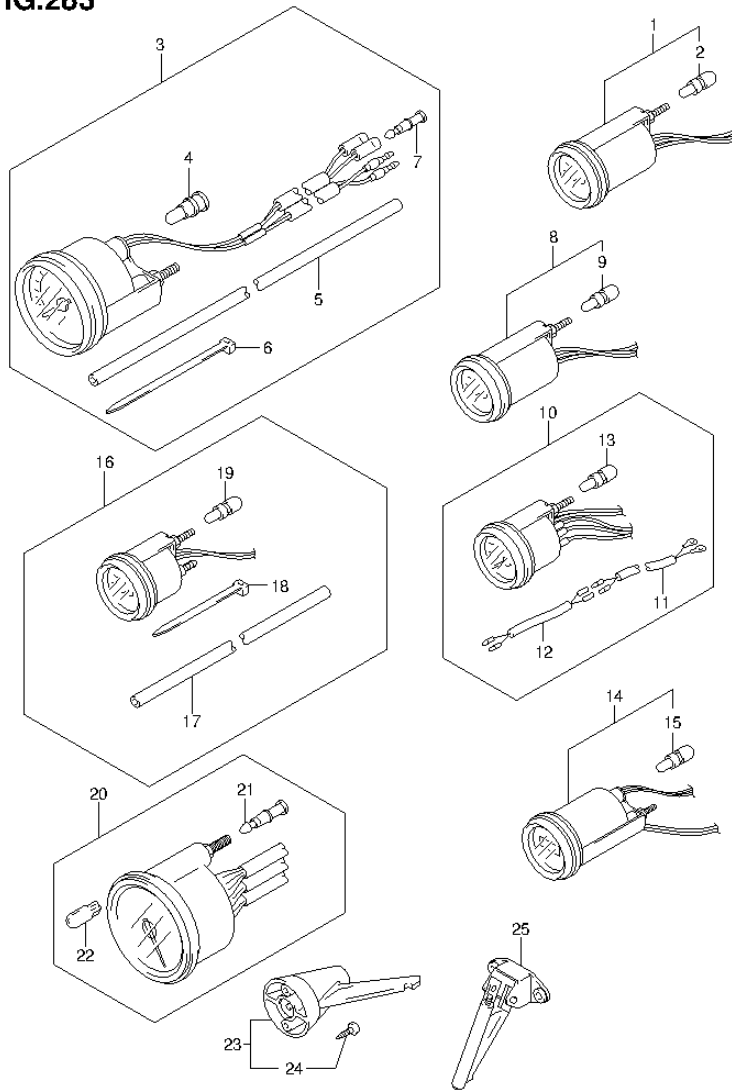


FIG.283 (3-C-9) OPT:METER (DF60AQH E40)

REF NO.	PART NO.	DESCRIPTION	Q'TY	REMARKS
23	34190-95500	SENDER ASSY, SPEEDOMETER	1	
24	03112-06303	.SCREW	2	
25	34190-87D00	SENDER, SPEEDOMETER	1	

FIG.284

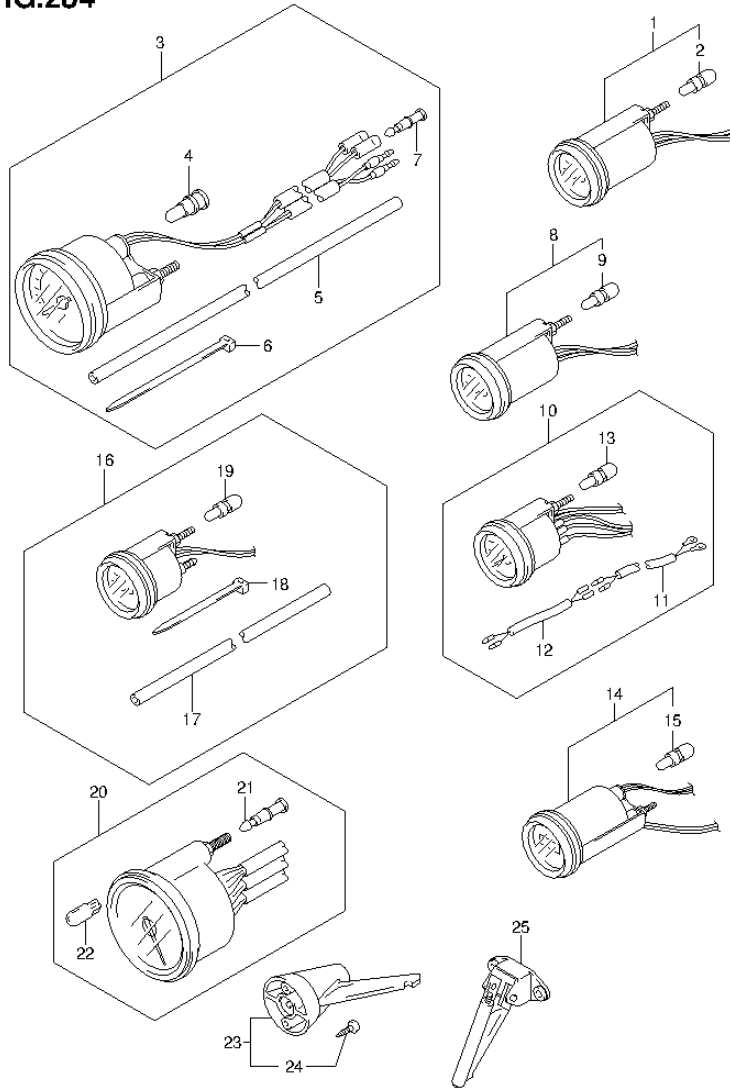


FIG.284 (3-C-10) OPT:METER (DF60ATH E1)

REF NO.	PART NO.	DESCRIPTION	Q'TY	REMARKS
1-1	34800-93J00	METER ASSY, TRIM	1	BLACK
1-2	34800-93J11	METER ASSY, TRIM	1	WHITE
2	09471-12103	.BULB (12V3.4W,T6.5)	1	
3-1	34100-93J00	SPEEDOMETER ASSY	1	MAX 130KM/H BLACK
3-2	34100-93J11	SPEEDOMETER ASSY	1	MAX 130KM/H WHITE
3-3	34100-93J20	SPEEDOMETER ASSY	1	MAX 80KM/H BLACK
3-4	34100-93J31	SPEEDOMETER ASSY	1	MAX 80KM/H WHITE
3-5	34100-93J40	SPEEDOMETER ASSY	1	MAX 45KNOTS BLACK
3-6	34100-93J51	SPEEDOMETER ASSY	1	MAX 45KNOTS WHITE
3-7	34100-93J60	SPEEDOMETER ASSY	1	MAX 65KNOTS WHITE
4	09471-12028	.BULB (12V,3.4W,T10)	1	
5	34191-92E00	.TUBE	1	
6	09407-14407	.CLAMP (L:145)	2	
7	36615-96300	.TERMINAL, RESIN	2	
8-1	34600-93J00	METER ASSY, VOLTAGE	1	BLACK
8-2	34600-93J11	METER ASSY, VOLTAGE	1	WHITE
9	09471-12103	.BULB (12V3.4W,T6.5)	1	
10-1	34300-93J00	GAUGE ASSY, FUEL	1	BLACK
10-2	34300-93J11	GAUGE ASSY, FUEL	1	WHITE
11	34310-92E00	.LEAD, FUEL GAUGE	1	
12	34360-92E00	.ADAPTER, FUEL GAUGE	1	
13	09471-12103	.BULB (12V3.4W,T6.5)	1	
14-1	34500-93J00	METER ASSY, HOUR	1	BLACK
14-2	34500-93J11	METER ASSY, HOUR	1	WHITE
15	09471-12103	.BULB (12V3.4W,T6.5)	1	
16-1	34650-93J20	GAUGE ASSY, WATER PRESSURE	1	15PSI BLACK
16-2	34650-93J31	GAUGE ASSY, WATER PRESSURE	1	15PSI WHITE
17	34191-92E00	.TUBE	1	
18	09407-14407	.CLAMP (L:145)	2	
19	09471-12103	.BULB (12V3.4W,T6.5)	1	
20-1	34200-93J00	TACHOMETER ASSY, WITH MONITOR	1	BLACK
20-2	34200-93J11	TACHOMETER ASSY, WITH MONITOR	1	WHITE
21	36615-96300	.TERMINAL, RESIN	4	
22	09471-12077	.BULB (12V1.7W,T10)	1	

FIG.284

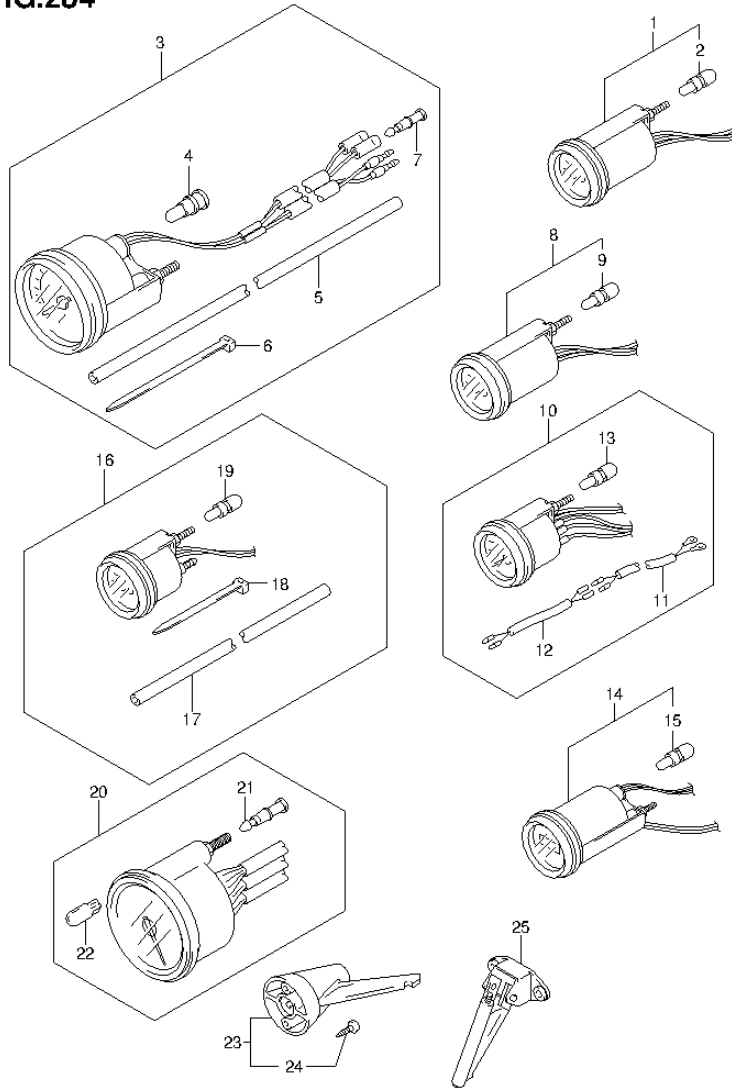


FIG.284 (3-C-11) OPT:METER (DF60ATH E1)

REF NO.	PART NO.	DESCRIPTION	Q'TY	REMARKS
23	34190-95500	SENDER ASSY, SPEEDOMETER	1	
24	03112-06303	.SCREW	2	
25	34190-87D00	SENDER, SPEEDOMETER	1	

FIG.285

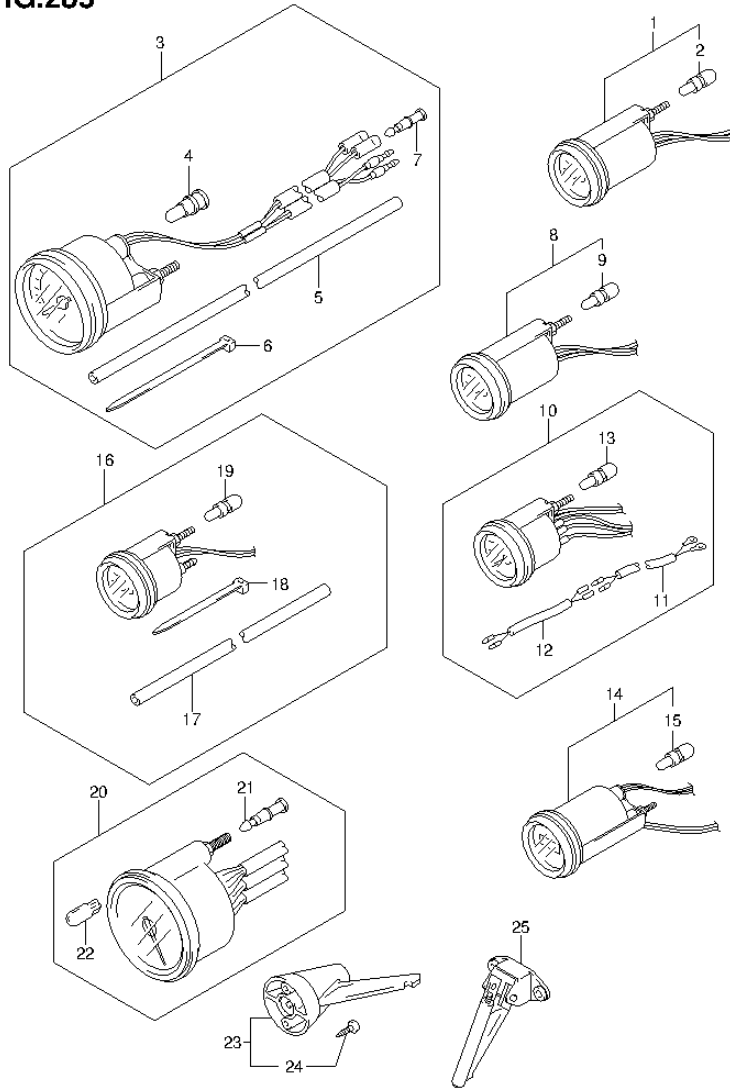


FIG.285 (3-C-12) OPT:METER (DF60ATH E40)

REF NO.	PART NO.	DESCRIPTION	Q'TY	REMARKS
1-1	34800-93J00	METER ASSY, TRIM	1	BLACK
1-2	34800-93J11	METER ASSY, TRIM	1	WHITE
2	09471-12103	.BULB (12V3.4W,T6.5)	1	
3-1	34100-93J00	SPEEDOMETER ASSY	1	MAX 130KM/H BLACK
3-2	34100-93J11	SPEEDOMETER ASSY	1	MAX 130KM/H WHITE
3-3	34100-93J20	SPEEDOMETER ASSY	1	MAX 80KM/H BLACK
3-4	34100-93J31	SPEEDOMETER ASSY	1	MAX 80KM/H WHITE
3-5	34100-93J40	SPEEDOMETER ASSY	1	MAX 45KNOTS BLACK
3-6	34100-93J51	SPEEDOMETER ASSY	1	MAX 45KNOTS WHITE
3-7	34100-93J60	SPEEDOMETER ASSY	1	MAX 65KNOTS WHITE
4	09471-12028	.BULB (12V,3.4W,T10)	1	
5	34191-92E00	.TUBE	1	
6	09407-14407	.CLAMP (L:145)	2	
7	36615-96300	.TERMINAL, RESIN	2	
8-1	34600-93J00	METER ASSY, VOLTAGE	1	BLACK
8-2	34600-93J11	METER ASSY, VOLTAGE	1	WHITE
9	09471-12103	.BULB (12V3.4W,T6.5)	1	
10-1	34300-93J00	GAUGE ASSY, FUEL	1	BLACK
10-2	34300-93J11	GAUGE ASSY, FUEL	1	WHITE
11	34310-92E00	.LEAD, FUEL GAUGE	1	
12	34360-92E00	.ADAPTER, FUEL GAUGE	1	
13	09471-12103	.BULB (12V3.4W,T6.5)	1	
14-1	34500-93J00	METER ASSY, HOUR	1	BLACK
14-2	34500-93J11	METER ASSY, HOUR	1	WHITE
15	09471-12103	.BULB (12V3.4W,T6.5)	1	
16-1	34650-93J20	GAUGE ASSY, WATER PRESSURE	1	15PSI BLACK
16-2	34650-93J31	GAUGE ASSY, WATER PRESSURE	1	15PSI WHITE
17	34191-92E00	.TUBE	1	
18	09407-14407	.CLAMP (L:145)	2	
19	09471-12103	.BULB (12V3.4W,T6.5)	1	
20-1	34200-93J00	TACHOMETER ASSY, WITH MONITOR	1	BLACK
20-2	34200-93J11	TACHOMETER ASSY, WITH MONITOR	1	WHITE
21	36615-96300	.TERMINAL, RESIN	4	
22	09471-12077	.BULB (12V1.7W,T10)	1	

FIG.285

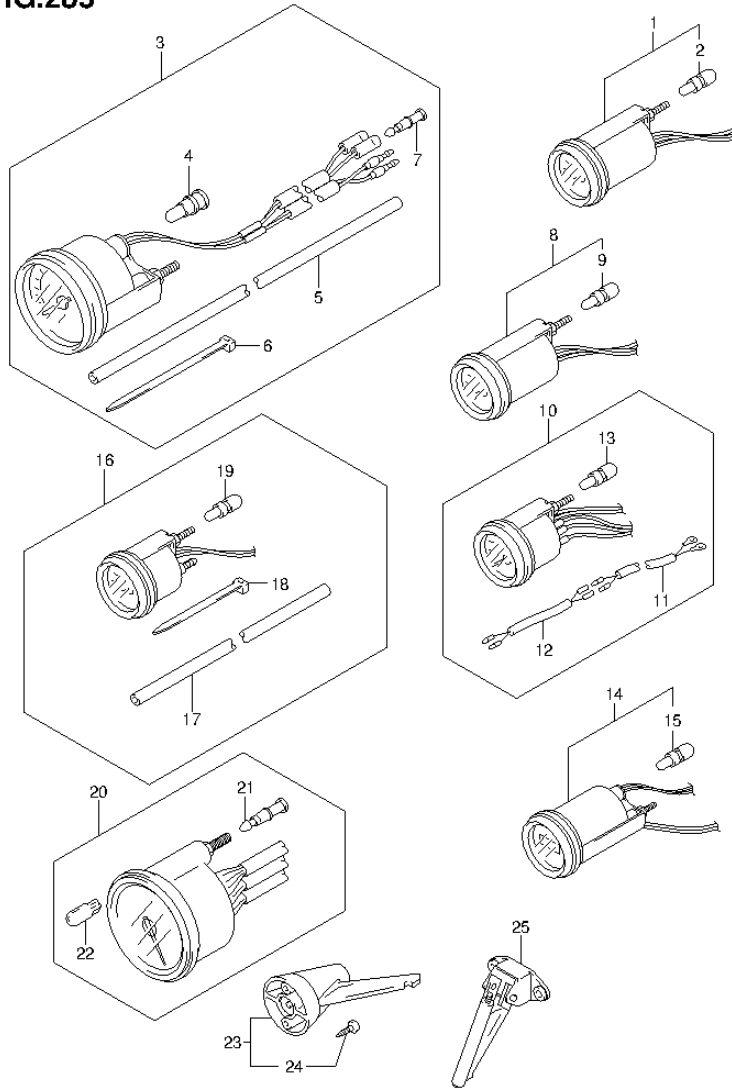


FIG.285 (3-C-13) OPT:METER (DF60ATH E40)

REF NO.	PART NO.	DESCRIPTION	Q'TY	REMARKS
23	34190-95500	SENDER ASSY, SPEEDOMETER	1	
24	03112-06303	.SCREW	2	
25	34190-87D00	SENDER, SPEEDOMETER	1	

FIG.286

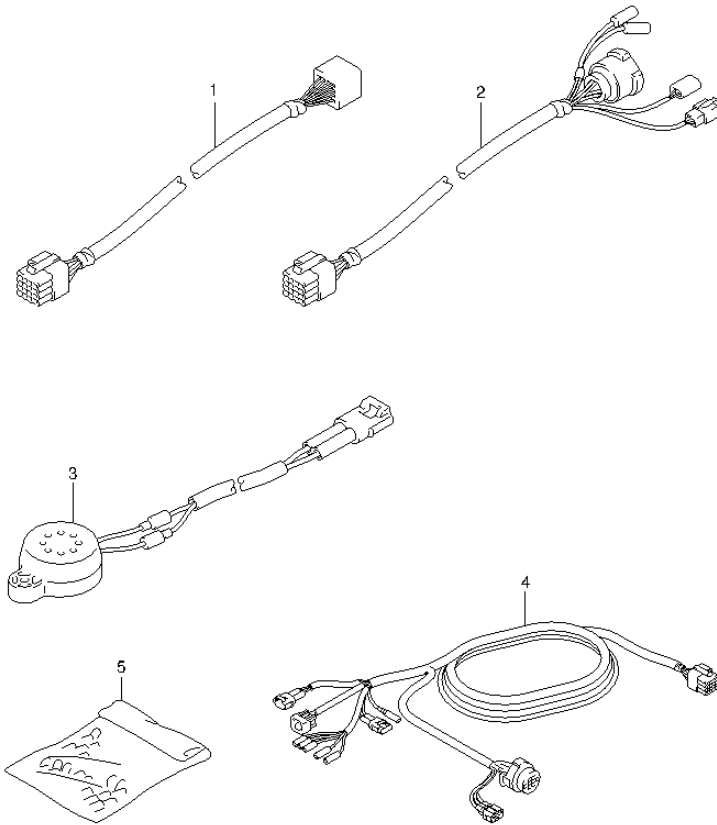


FIG.286 (3-C-14) OPT:HARNESS (DF40A E1)

REF NO.	PART NO.	DESCRIPTION	Q'TY	REMARKS
1-1	36620-93J10	WIRE ASSY, REMOCON EXTENSION	1	L:2000
1-2	36620-93J40	WIRE ASSY, REMOCON EXTENSION	1	L:3000
2	36620-93J30	WIRE ASSY, REMOCON ADAPTER	1	L:2000
3	38500-93J00	BUZZER ASSY, WARNING	1	
4-1	36620-93J02	WIRE ASSY, REMOTE CONTROL	1	L:5000
4-2	36620-93J52	WIRE ASSY, REMOTE CONTROL	1	L:3500
4-3	36620-93J62	WIRE ASSY, REMOTE CONTROL	1	L:6500
5	36990-87D00	TERMINAL & SLEEVE SET	1	

FIG.287

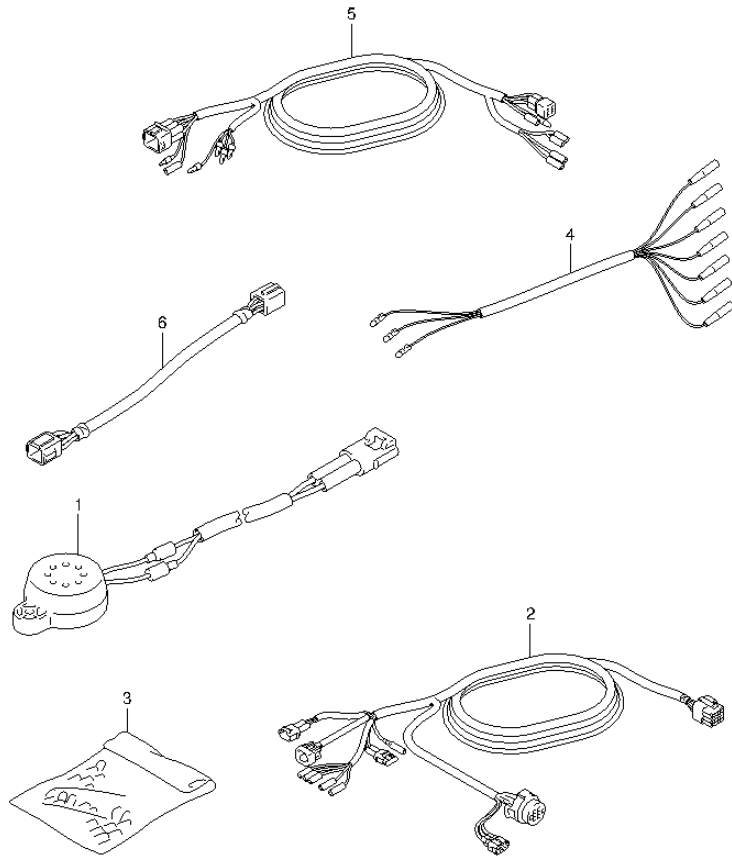


FIG.287 (3-C-15) OPT:HARNESS (DF40AQH E1)

REF NO.	PART NO.	DESCRIPTION	Q'TY	REMARKS
1	38500-93J00	BUZZER ASSY, WARNING	1	
2-1	36620-93J02	WIRE ASSY, REMOTE CONTROL	1	L:5000
2-2	36620-93J52	WIRE ASSY, REMOTE CONTROL	1	L:3500
2-3	36620-93J62	WIRE ASSY, REMOTE CONTROL	1	L:6500
3	36990-87D00	TERMINAL & SLEEVE SET	1	
4	36630-92E00	WIRE ASSY, INSTRUMENT	1	
5	36660-94480	WIRE, MONITOR GAUGE EXTENSION	1	
6	36682-92E00	WIRE, MONITOR GAUGE EXTENSION	1	

FIG.288

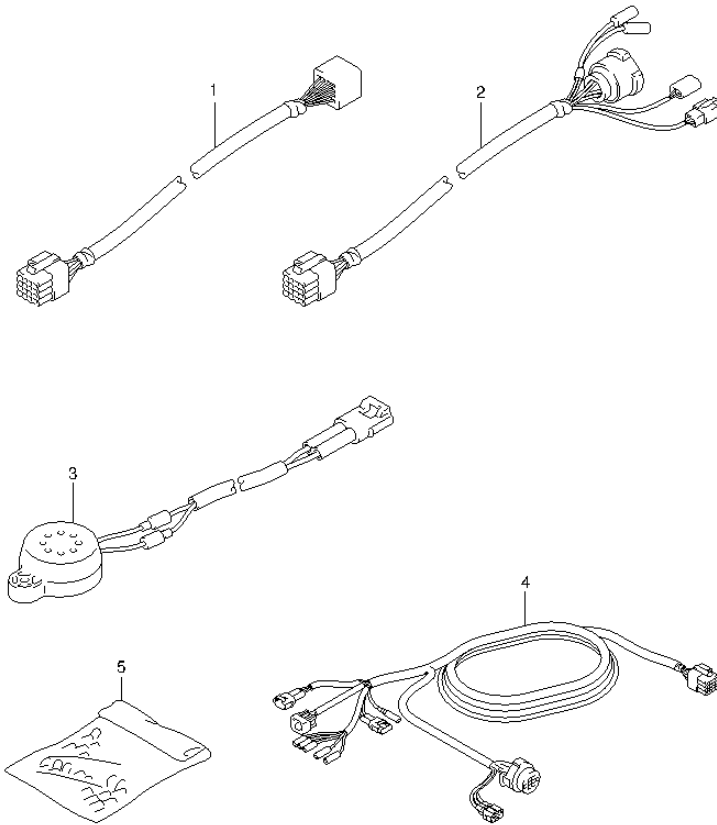


FIG.288 (3-D-2) OPT:HARNESS (DF40AST E34)

REF NO.	PART NO.	DESCRIPTION	Q'TY	REMARKS
1-1	36620-93J10	WIRE ASSY, REMOCON EXTENSION	1	L:2000
1-2	36620-93J40	WIRE ASSY, REMOCON EXTENSION	1	L:3000
2	36620-93J30	WIRE ASSY, REMOCON ADAPTER	1	L:2000
3	38500-93J00	BUZZER ASSY, WARNING	1	
4-1	36620-93J02	WIRE ASSY, REMOTE CONTROL	1	L:5000
4-2	36620-93J52	WIRE ASSY, REMOTE CONTROL	1	L:3500
4-3	36620-93J62	WIRE ASSY, REMOTE CONTROL	1	L:6500
5	36990-87D00	TERMINAL & SLEEVE SET	1	

FIG.289

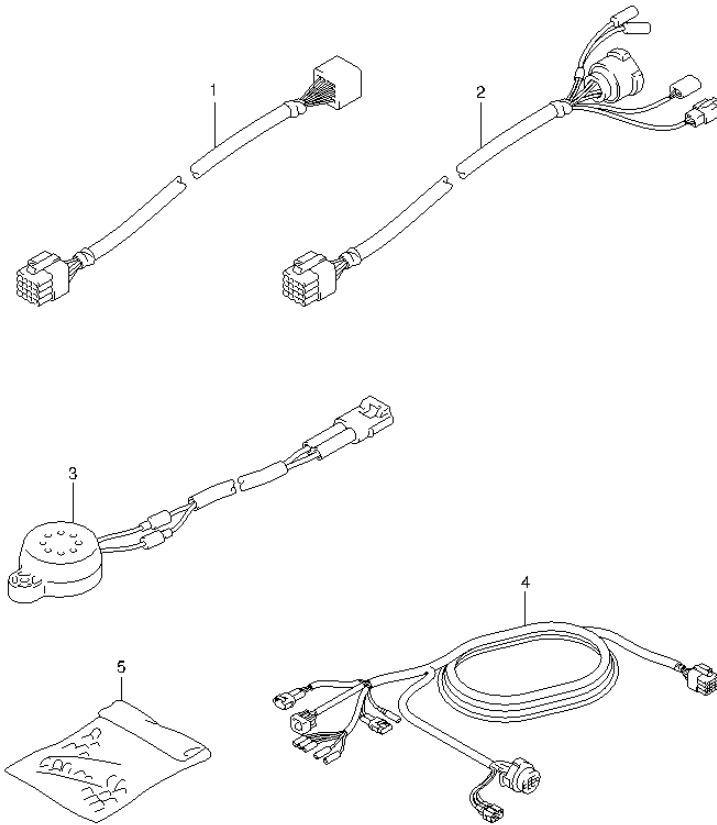


FIG.289 (3-D-3) OPT:HARNESS (DF50A E1)

REF NO.	PART NO.	DESCRIPTION	Q'TY	REMARKS
1-1	36620-93J10	WIRE ASSY, REMOCON EXTENSION	1	L:2000
1-2	36620-93J40	WIRE ASSY, REMOCON EXTENSION	1	L:3000
2	36620-93J30	WIRE ASSY, REMOCON ADAPTER	1	L:2000
3	38500-93J00	BUZZER ASSY, WARNING	1	
4-1	36620-93J02	WIRE ASSY, REMOTE CONTROL	1	L:5000
4-2	36620-93J52	WIRE ASSY, REMOTE CONTROL	1	L:3500
4-3	36620-93J62	WIRE ASSY, REMOTE CONTROL	1	L:6500
5	36990-87D00	TERMINAL & SLEEVE SET	1	

FIG.290

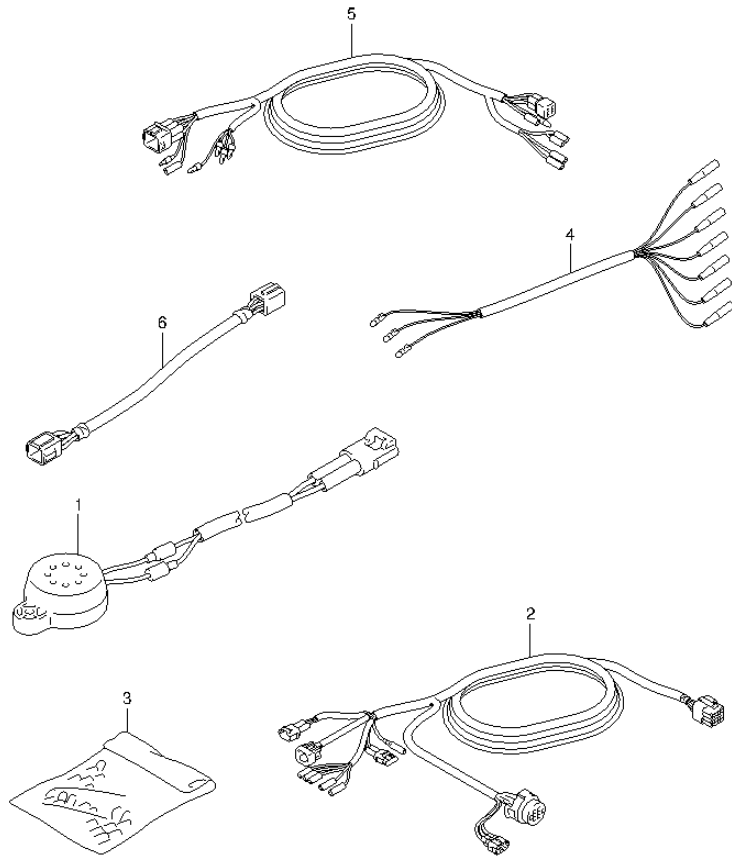


FIG.290 (3-D-4) OPT:HARNESS (DF50ATH E1)

REF NO.	PART NO.	DESCRIPTION	Q'TY	REMARKS
1	38500-93J00	BUZZER ASSY, WARNING	1	
2-1	36620-93J02	WIRE ASSY, REMOTE CONTROL	1	L:5000
2-2	36620-93J52	WIRE ASSY, REMOTE CONTROL	1	L:3500
2-3	36620-93J62	WIRE ASSY, REMOTE CONTROL	1	L:6500
3	36990-87D00	TERMINAL & SLEEVE SET	1	
4	36630-92E00	WIRE ASSY, INSTRUMENT	1	
5	36660-94480	WIRE, MONITOR GAUGE EXTENSION	1	
6	36682-92E00	WIRE, MONITOR GAUGE EXTENSION	1	

FIG.291

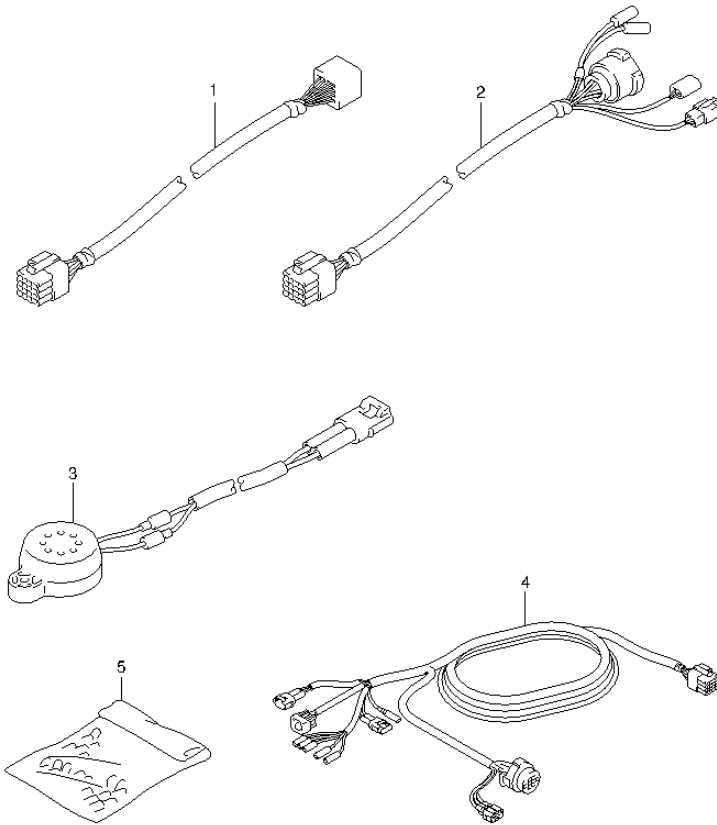


FIG.291 (3-D-5) OPT:HARNESS (DF60A E1)

REF NO.	PART NO.	DESCRIPTION	Q'TY	REMARKS
1-1	36620-93J10	WIRE ASSY, REMOCON EXTENSION	1	L:2000
1-2	36620-93J40	WIRE ASSY, REMOCON EXTENSION	1	L:3000
2	36620-93J30	WIRE ASSY, REMOCON ADAPTER	1	L:2000
3	38500-93J00	BUZZER ASSY, WARNING	1	
4-1	36620-93J02	WIRE ASSY, REMOTE CONTROL	1	L:5000
4-2	36620-93J52	WIRE ASSY, REMOTE CONTROL	1	L:3500
4-3	36620-93J62	WIRE ASSY, REMOTE CONTROL	1	L:6500
5	36990-87D00	TERMINAL & SLEEVE SET	1	

FIG.292

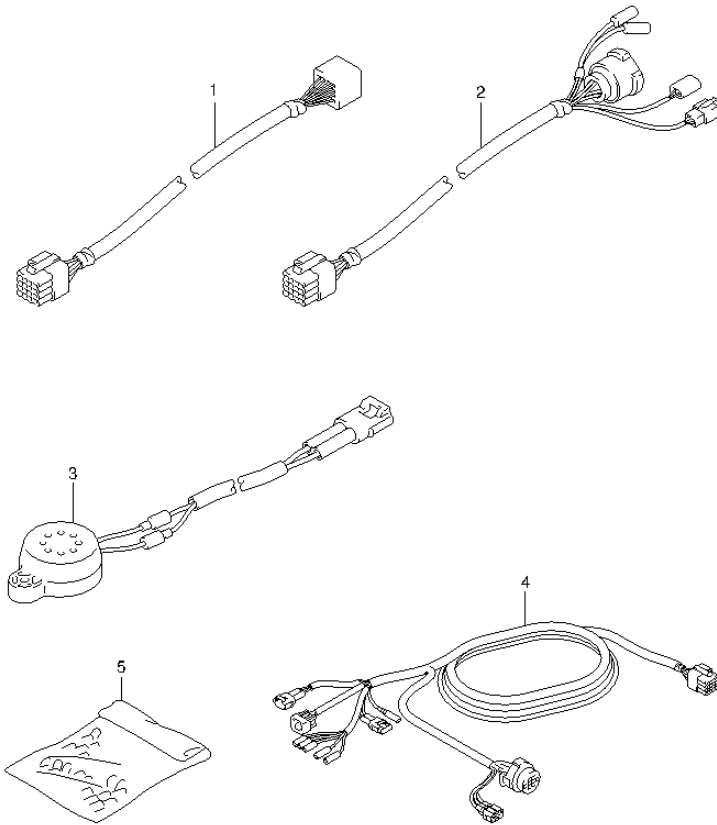


FIG.292 (3-D-6) OPT:HARNESS (DF60A E40)

REF NO.	PART NO.	DESCRIPTION	Q'TY	REMARKS
1-1	36620-93J10	WIRE ASSY, REMOCON EXTENSION	1	L:2000
1-2	36620-93J40	WIRE ASSY, REMOCON EXTENSION	1	L:3000
2	36620-93J30	WIRE ASSY, REMOCON ADAPTER	1	L:2000
3	38500-93J00	BUZZER ASSY, WARNING	1	
4-1	36620-93J02	WIRE ASSY, REMOTE CONTROL	1	L:5000
4-2	36620-93J52	WIRE ASSY, REMOTE CONTROL	1	L:3500
4-3	36620-93J62	WIRE ASSY, REMOTE CONTROL	1	L:6500
5	36990-87D00	TERMINAL & SLEEVE SET	1	

FIG.293

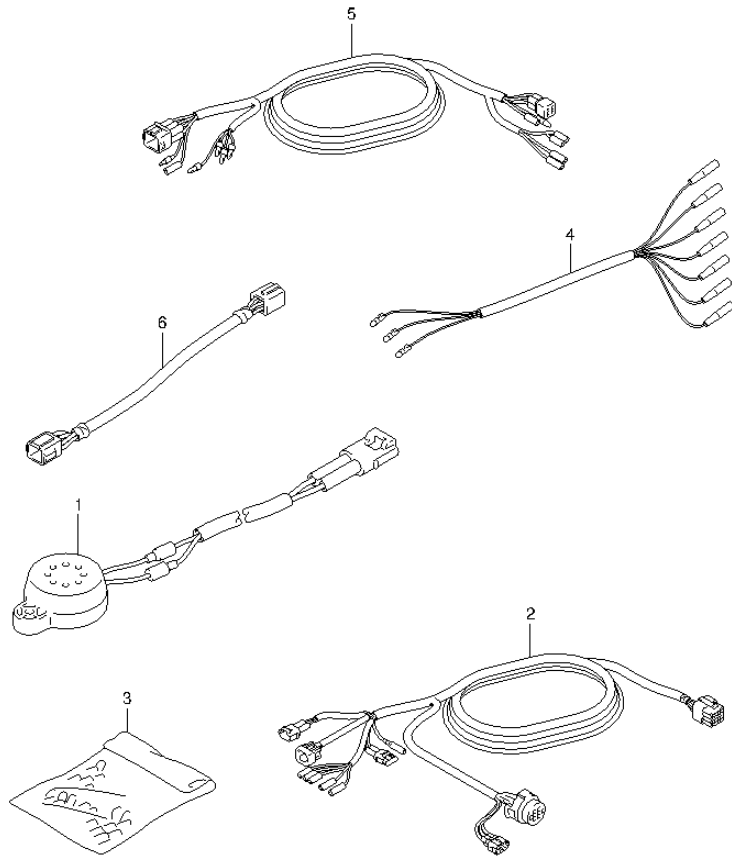


FIG.293 (3-D-7) OPT:HARNESS (DF60AQH E1)

REF NO.	PART NO.	DESCRIPTION	Q'TY	REMARKS
1	38500-93J00	BUZZER ASSY, WARNING	1	
2-1	36620-93J02	WIRE ASSY, REMOTE CONTROL	1	L:5000
2-2	36620-93J52	WIRE ASSY, REMOTE CONTROL	1	L:3500
2-3	36620-93J62	WIRE ASSY, REMOTE CONTROL	1	L:6500
3	36990-87D00	TERMINAL & SLEEVE SET	1	
4	36630-92E00	WIRE ASSY, INSTRUMENT	1	
5	36660-94480	WIRE, MONITOR GAUGE EXTENSION	1	
6	36682-92E00	WIRE, MONITOR GAUGE EXTENSION	1	

FIG.294

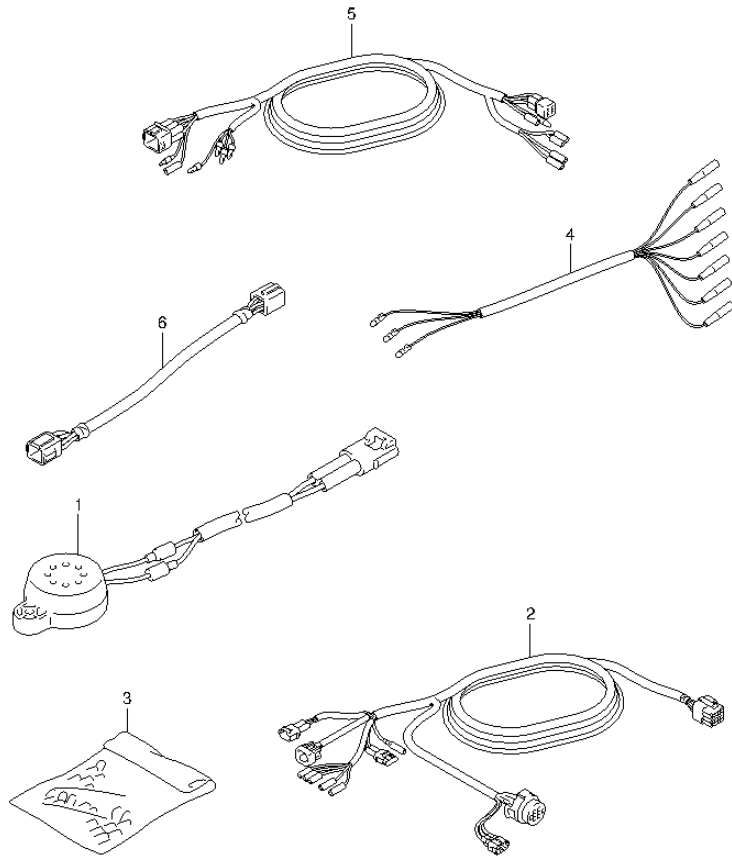


FIG.294 (3-D-8) OPT:HARNESS (DF60AQH E40)

REF NO.	PART NO.	DESCRIPTION	Q'TY	REMARKS
1	38500-93J00	BUZZER ASSY, WARNING	1	
2-1	36620-93J02	WIRE ASSY, REMOTE CONTROL	1	L:5000
2-2	36620-93J52	WIRE ASSY, REMOTE CONTROL	1	L:3500
2-3	36620-93J62	WIRE ASSY, REMOTE CONTROL	1	L:6500
3	36990-87D00	TERMINAL & SLEEVE SET	1	
4	36630-92E00	WIRE ASSY, INSTRUMENT	1	
5	36660-94480	WIRE, MONITOR GAUGE EXTENSION	1	
6	36682-92E00	WIRE, MONITOR GAUGE EXTENSION	1	

FIG.295

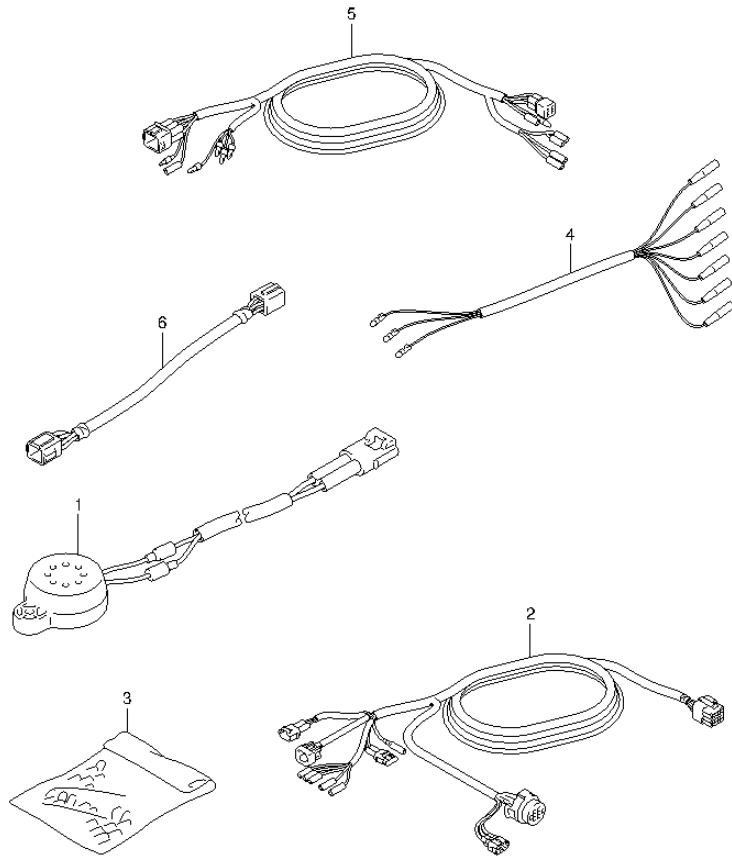


FIG.295 (3-D-9) OPT:HARNESS (DF60ATH E1)

REF NO.	PART NO.	DESCRIPTION	Q'TY	REMARKS
1	38500-93J00	BUZZER ASSY, WARNING	1	
2-1	36620-93J02	WIRE ASSY, REMOTE CONTROL	1	L:5000
2-2	36620-93J52	WIRE ASSY, REMOTE CONTROL	1	L:3500
2-3	36620-93J62	WIRE ASSY, REMOTE CONTROL	1	L:6500
3	36990-87D00	TERMINAL & SLEEVE SET	1	
4	36630-92E00	WIRE ASSY, INSTRUMENT	1	
5	36660-94480	WIRE, MONITOR GAUGE EXTENSION	1	
6	36682-92E00	WIRE, MONITOR GAUGE EXTENSION	1	

FIG.296

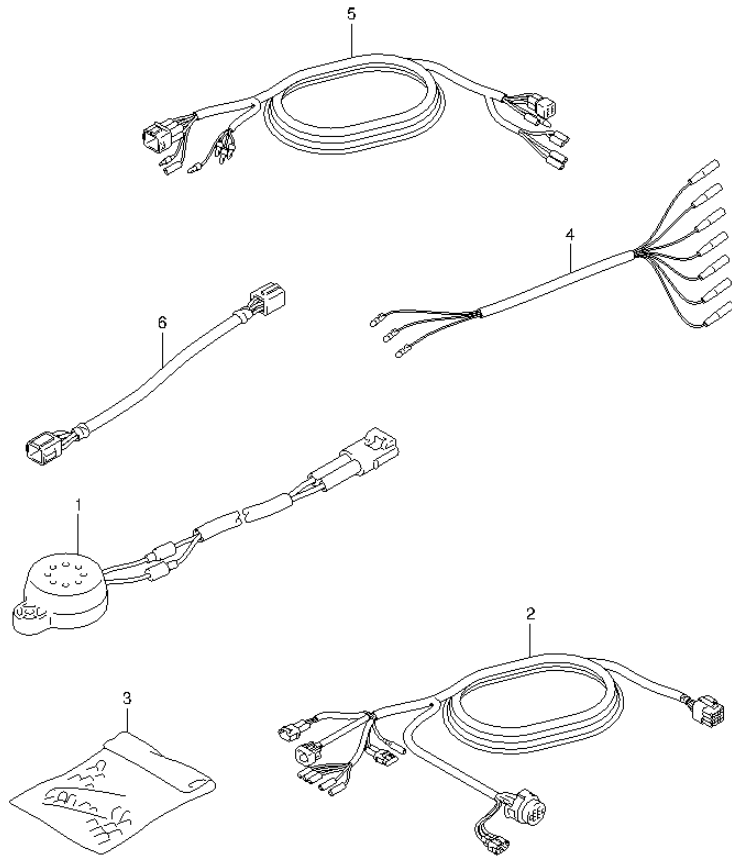


FIG.296 (3-D-10) OPT:HARNESS (DF60ATH E40)

REF NO.	PART NO.	DESCRIPTION	Q'TY	REMARKS
1	38500-93J00	BUZZER ASSY, WARNING	1	
2-1	36620-93J02	WIRE ASSY, REMOTE CONTROL	1	L:5000
2-2	36620-93J52	WIRE ASSY, REMOTE CONTROL	1	L:3500
2-3	36620-93J62	WIRE ASSY, REMOTE CONTROL	1	L:6500
3	36990-87D00	TERMINAL & SLEEVE SET	1	
4	36630-92E00	WIRE ASSY, INSTRUMENT	1	
5	36660-94480	WIRE, MONITOR GAUGE EXTENSION	1	
6	36682-92E00	WIRE, MONITOR GAUGE EXTENSION	1	

FIG.297

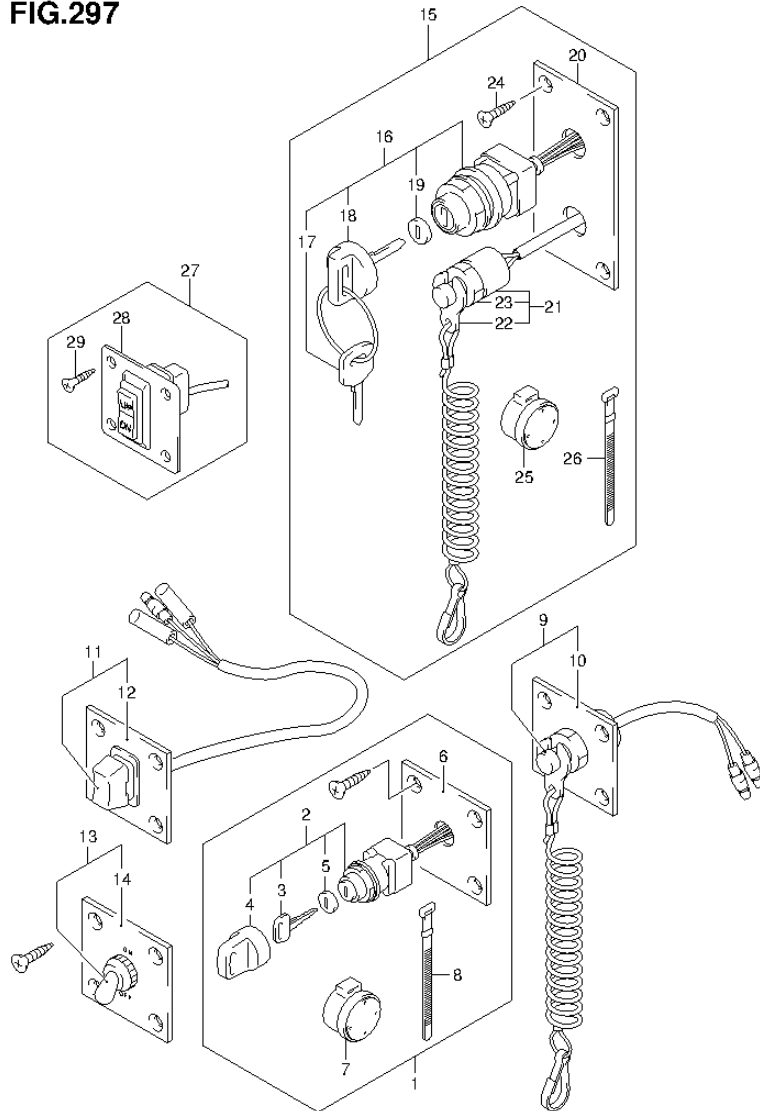


FIG.297 (3-D-11) OPT:SWITCH (DF40A E1)

REF NO.	PART NO.	DESCRIPTION	Q'TY	REMARKS
1	37100-96J00	PANEL ASSY, IGNITION SW	1	
2	37110-93J01	..SWITCH ASSY, IGNITION	1	
3-1	37141-99E00	..KEY (931)	2	
3-2	37141-99E10	..KEY (932)	2	
3-3	37141-99E20	..KEY (933)	2	
3-4	37141-99E30	..KEY (934)	2	
3-5	37141-99E40	..KEY (935)	2	
3-6	37141-99E50	..KEY (936)	2	
3-7	37141-99E60	..KEY (937)	2	
3-8	37141-99E70	..KEY (938)	2	
3-9	37141-99E80	..KEY (939)	2	
3-10	37141-99E90	..KEY (940)	2	
3-11	37141-99EA0	..KEY (941)	2	
3-12	37141-99EB0	..KEY (942)	2	
4	37143-99E00	..CAP, KEY	1	
5	37149-93J00	..CAP, CYLINDER BODY	1	
6	37139-99E00	..PANEL, IGNITION SW	1	
7	38500-93J90	..BUZZER ASSY, WARNING	1	
8	09407-08401	..CLAMP (L:80)	1	
9	37803-93J03	PANEL ASSY, EMERGENCY SW	1	
10	37825-99E00	..PANEL, EMERGENCY SW	1	
11	37805-93J00	PANEL ASSY, PTT SW	1	
12	37855-99E00	..PANEL, PTT SW	1	
13	37210-93J00	PANEL ASSY, LIGHTING SW	1	
14	37212-93J00	..PANEL, LIGHTING SW	1	
15	37100-96J23	PANEL ASSY, ENGINE SW	1	
16	37110-93J01	..SWITCH ASSY, IGNITION	1	
17-1	37141-99E00	..KEY (931)	2	
17-2	37141-99E10	..KEY (932)	2	
17-3	37141-99E20	..KEY (933)	2	
17-4	37141-99E30	..KEY (934)	2	
17-5	37141-99E40	..KEY (935)	2	
17-6	37141-99E50	..KEY (936)	2	
17-7	37141-99E60	..KEY (937)	2	

FIG.297

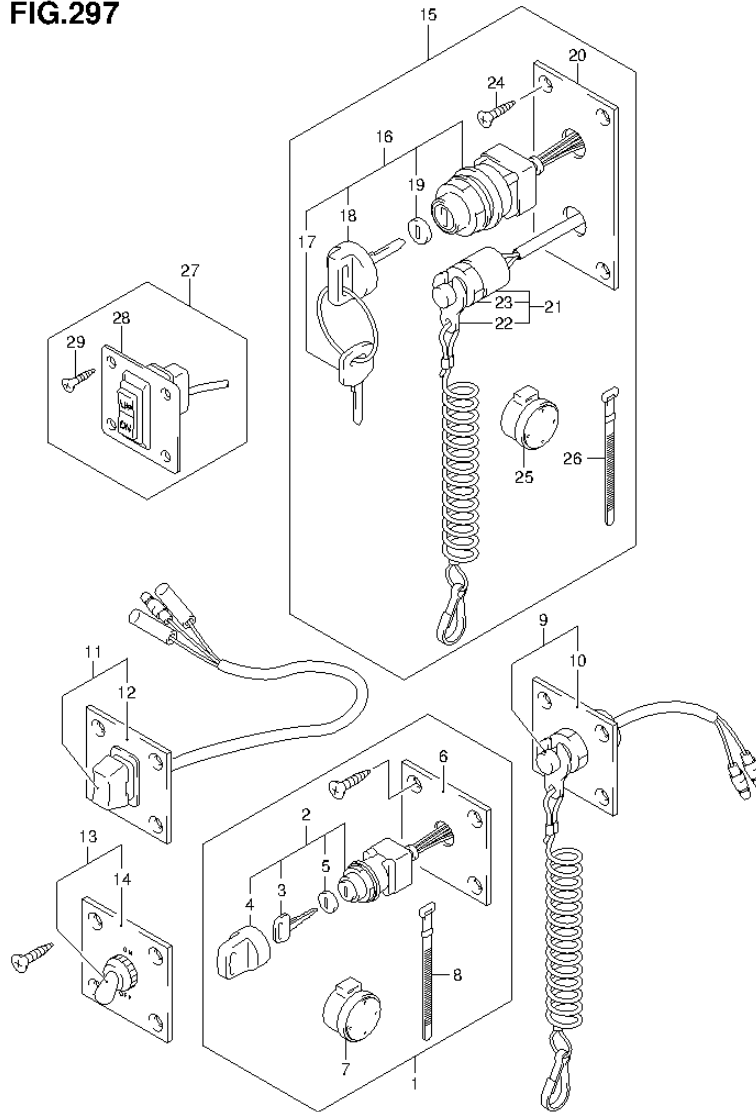
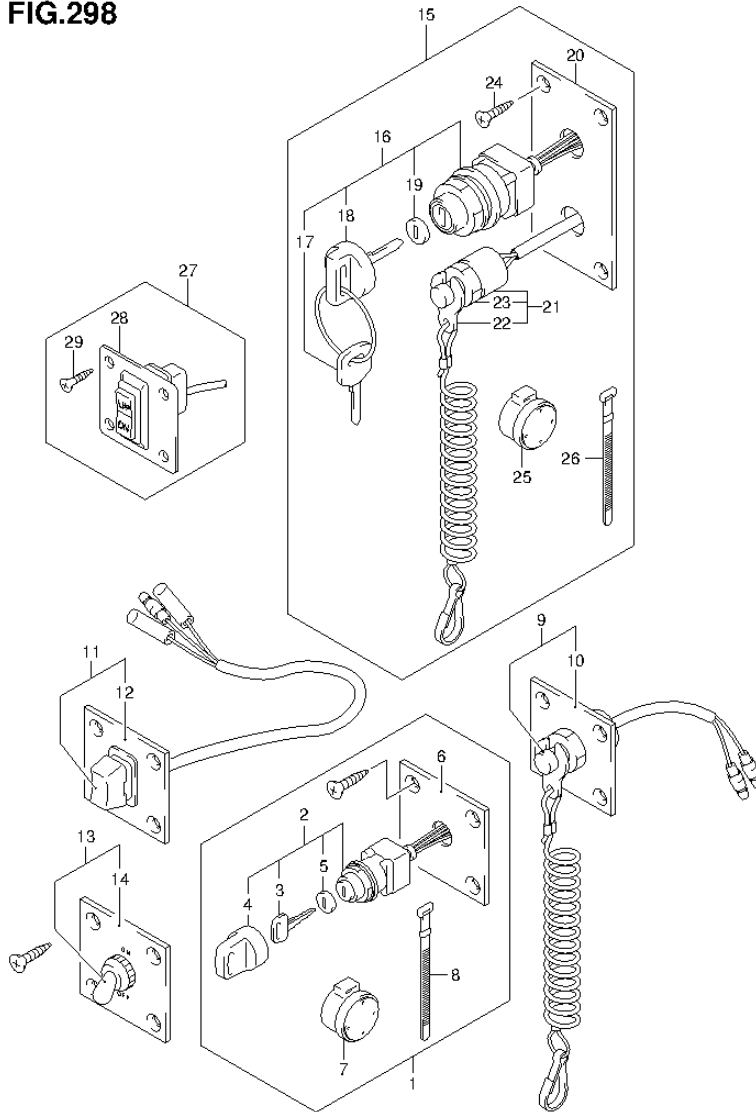


FIG.297 (3-D-12) OPT:SWITCH (DF40A E1)

REF NO.	PART NO.	DESCRIPTION	Q'TY	REMARKS
17-8	37141-99E70	..KEY (938)	2	
17-9	37141-99E80	..KEY (939)	2	
17-10	37141-99E90	..KEY (940)	2	
17-11	37141-99EA0	..KEY (941)	2	
17-12	37141-99EB0	..KEY (942)	2	
18	37143-99E00	..CAP, KEY	1	
19	37149-93J00	..CAP, CYLINDER BODY	1	
20	37139-99E20	..PANEL, IGNITION SWITCH	1	
21	37820-93J03	..SWITCH ASSY, EMERGENCY	1	
22	37823-92E01	..PLATE ASSY, EMERGENCY	1	
23	37826-92E00	..NUT	1	
24	03121-0516A	..SCREW	4	
25	38500-93J90	..BUZZER ASSY, WARNING	1	
26	09407-08401	..CLAMP (L:80)	1	
27	37860-87L00	PANEL ASSY, TROLLING CONTROL	1	
28	37862-87L00	..PANEL	1	
29	03122-05165	..SCREW	4	

FIG.298



DF40A 50A 60A E01 012_298
OPT:SWITCH

FIG.298 (3-D-13) OPT:SWITCH (DF40AST E34)

REF NO.	PART NO.	DESCRIPTION	Q'TY	REMARKS
1	37100-96J00	PANEL ASSY, IGNITION SW	1	
2	37110-93J01	..SWITCH ASSY, IGNITION	1	
3-1	37141-99E00	..KEY (931)	2	
3-2	37141-99E10	..KEY (932)	2	
3-3	37141-99E20	..KEY (933)	2	
3-4	37141-99E30	..KEY (934)	2	
3-5	37141-99E40	..KEY (935)	2	
3-6	37141-99E50	..KEY (936)	2	
3-7	37141-99E60	..KEY (937)	2	
3-8	37141-99E70	..KEY (938)	2	
3-9	37141-99E80	..KEY (939)	2	
3-10	37141-99E90	..KEY (940)	2	
3-11	37141-99EA0	..KEY (941)	2	
3-12	37141-99EB0	..KEY (942)	2	
4	37143-99E00	..CAP, KEY	1	
5	37149-93J00	..CAP, CYLINDER BODY	1	
6	37139-99E00	..PANEL, IGNITION SW	1	
7	38500-93J90	..BUZZER ASSY, WARNING	1	
8	09407-08401	..CLAMP (L:80)	1	
9	37803-93J03	PANEL ASSY, EMERGENCY SW	1	
10	37825-99E00	..PANEL, EMERGENCY SW	1	
11	37805-93J00	PANEL ASSY, PTT SW	1	
12	37855-99E00	..PANEL, PTT SW	1	
13	37210-93J00	PANEL ASSY, LIGHTING SW	1	
14	37212-93J00	..PANEL, LIGHTING SW	1	
15	37100-96J23	PANEL ASSY, ENGINE SW	1	
16	37110-93J01	..SWITCH ASSY, IGNITION	1	
17-1	37141-99E00	..KEY (931)	2	
17-2	37141-99E10	..KEY (932)	2	
17-3	37141-99E20	..KEY (933)	2	
17-4	37141-99E30	..KEY (934)	2	
17-5	37141-99E40	..KEY (935)	2	
17-6	37141-99E50	..KEY (936)	2	
17-7	37141-99E60	..KEY (937)	2	

DF40A/50A/60A E01 01

FIG.298

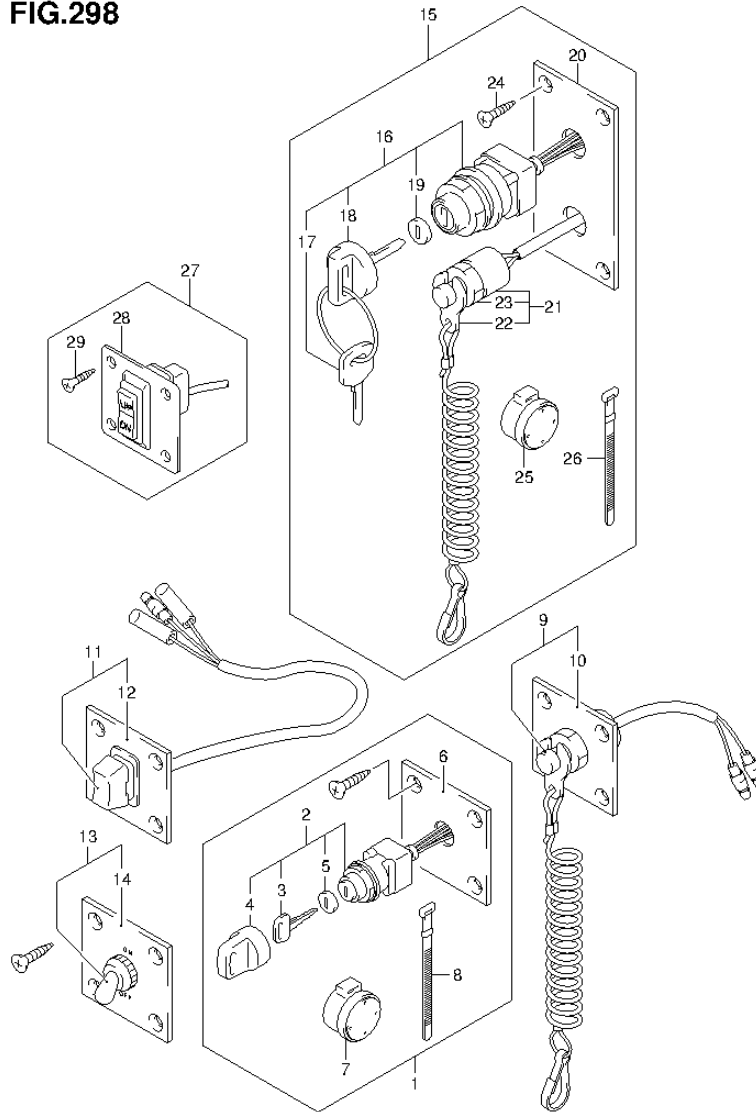


FIG.298 (3-D-14) OPT:SWITCH (DF40AST E34)

REF NO.	PART NO.	DESCRIPTION	Q'TY	REMARKS
17-8	37141-99E70	..KEY (938)	2	
17-9	37141-99E80	..KEY (939)	2	
17-10	37141-99E90	..KEY (940)	2	
17-11	37141-99EA0	..KEY (941)	2	
17-12	37141-99EB0	..KEY (942)	2	
18	37143-99E00	..CAP, KEY	1	
19	37149-93J00	..CAP, CYLINDER BODY	1	
20	37139-99E20	..PANEL, IGNITION SWITCH	1	
21	37820-93J03	..SWITCH ASSY, EMERGENCY	1	
22	37823-92E01	..PLATE ASSY, EMERGENCY	1	
23	37826-92E00	..NUT	1	
24	03121-0516A	..SCREW	4	
25	38500-93J90	..BUZZER ASSY, WARNING	1	
26	09407-08401	..CLAMP (L:80)	1	
27	37860-87L00	PANEL ASSY, TROLLING CONTROL	1	
28	37862-87L00	..PANEL	1	
29	03122-05165	..SCREW	4	

FIG.299

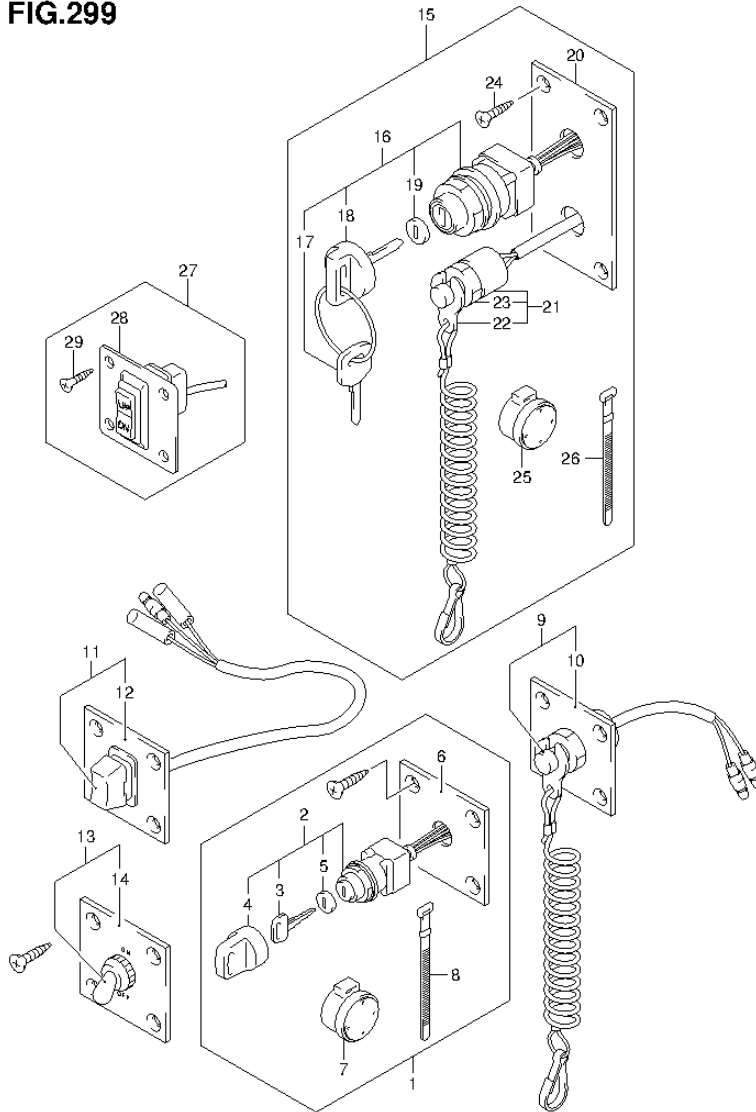


FIG.299 (3-D-15) OPT:SWITCH (DF50A E1)

REF NO.	PART NO.	DESCRIPTION	Q'TY	REMARKS
1	37100-96J00	PANEL ASSY, IGNITION SW	1	
2	37110-93J01	..SWITCH ASSY, IGNITION	1	
3-1	37141-99E00	..KEY (931)	2	
3-2	37141-99E10	..KEY (932)	2	
3-3	37141-99E20	..KEY (933)	2	
3-4	37141-99E30	..KEY (934)	2	
3-5	37141-99E40	..KEY (935)	2	
3-6	37141-99E50	..KEY (936)	2	
3-7	37141-99E60	..KEY (937)	2	
3-8	37141-99E70	..KEY (938)	2	
3-9	37141-99E80	..KEY (939)	2	
3-10	37141-99E90	..KEY (940)	2	
3-11	37141-99EA0	..KEY (941)	2	
3-12	37141-99EB0	..KEY (942)	2	
4	37143-99E00	..CAP, KEY	1	
5	37149-93J00	..CAP, CYLINDER BODY	1	
6	37139-99E00	..PANEL, IGNITION SW	1	
7	38500-93J90	..BUZZER ASSY, WARNING	1	
8	09407-08401	..CLAMP (L:80)	1	
9	37803-93J03	PANEL ASSY, EMERGENCY SW	1	
10	37825-99E00	..PANEL, EMERGENCY SW	1	
11	37805-93J00	PANEL ASSY, PTT SW	1	
12	37855-99E00	..PANEL, PTT SW	1	
13	37210-93J00	PANEL ASSY, LIGHTING SW	1	
14	37212-93J00	..PANEL, LIGHTING SW	1	
15	37100-96J23	PANEL ASSY, ENGINE SW	1	
16	37110-93J01	..SWITCH ASSY, IGNITION	1	
17-1	37141-99E00	..KEY (931)	2	
17-2	37141-99E10	..KEY (932)	2	
17-3	37141-99E20	..KEY (933)	2	
17-4	37141-99E30	..KEY (934)	2	
17-5	37141-99E40	..KEY (935)	2	
17-6	37141-99E50	..KEY (936)	2	
17-7	37141-99E60	..KEY (937)	2	

FIG.299

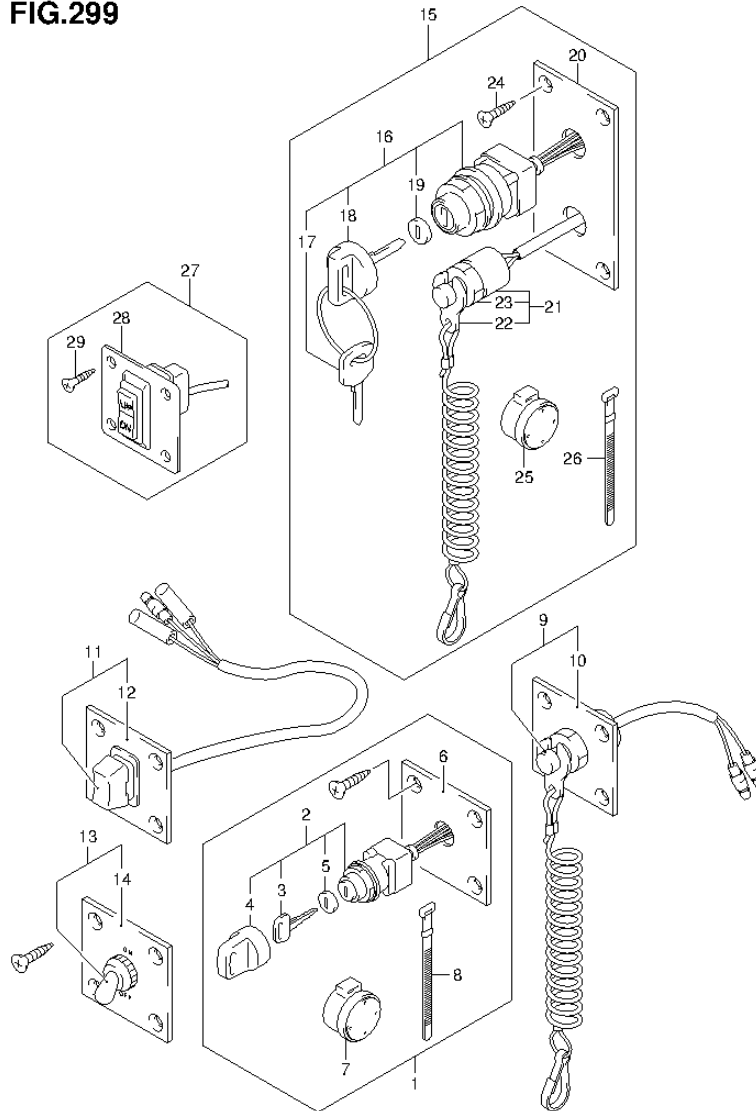


FIG.299 (3-E-2) OPT:SWITCH (DF50A E1)

REF NO.	PART NO.	DESCRIPTION	Q'TY	REMARKS
17-8	37141-99E70	..KEY (938)	2	
17-9	37141-99E80	..KEY (939)	2	
17-10	37141-99E90	..KEY (940)	2	
17-11	37141-99EA0	..KEY (941)	2	
17-12	37141-99EB0	..KEY (942)	2	
18	37143-99E00	..CAP, KEY	1	
19	37149-93J00	..CAP, CYLINDER BODY	1	
20	37139-99E20	..PANEL, IGNITION SWITCH	1	
21	37820-93J03	..SWITCH ASSY, EMERGENCY	1	
22	37823-92E01	..PLATE ASSY, EMERGENCY	1	
23	37826-92E00	..NUT	1	
24	03121-0516A	..SCREW	4	
25	38500-93J90	..BUZZER ASSY, WARNING	1	
26	09407-08401	..CLAMP (L:80)	1	
27	37860-87L00	PANEL ASSY, TROLLING CONTROL	1	
28	37862-87L00	..PANEL	1	
29	03122-05165	..SCREW	4	

FIG.300

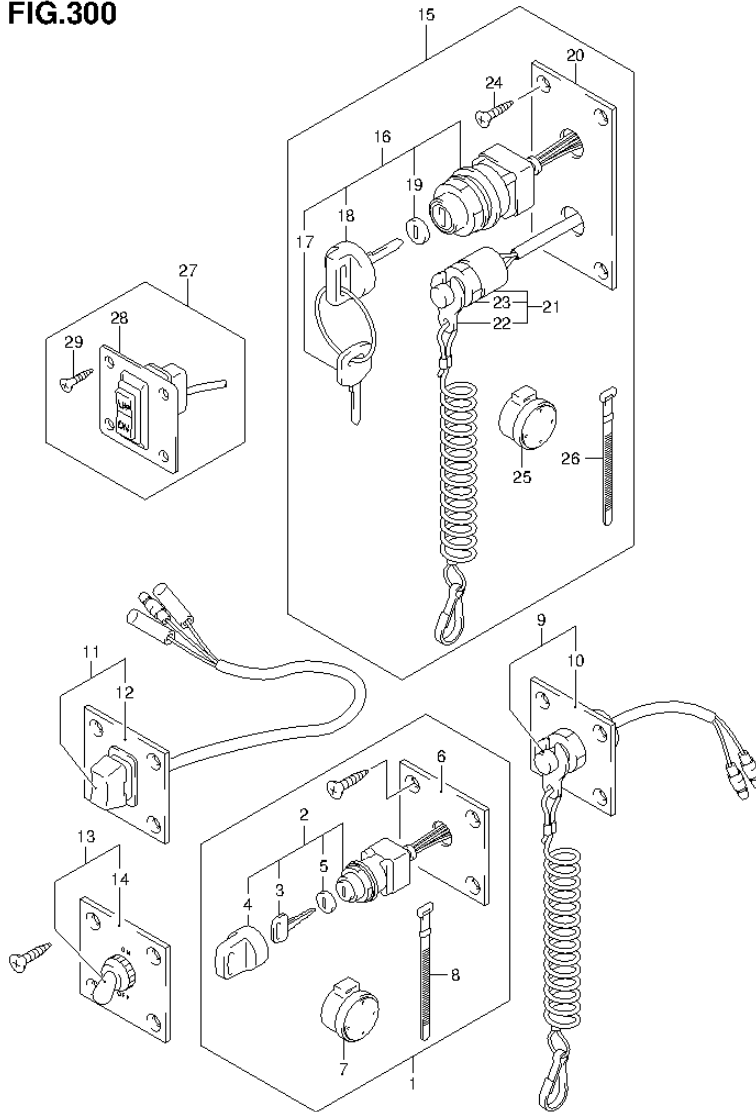


FIG.300 (3-E-3) OPT:SWITCH (DF60A E1)

REF NO.	PART NO.	DESCRIPTION	Q'TY	REMARKS
1	37100-96J00	PANEL ASSY, IGNITION SW	1	
2	37110-93J01	..SWITCH ASSY, IGNITION	1	
3-1	37141-99E00	..KEY (931)	2	
3-2	37141-99E10	..KEY (932)	2	
3-3	37141-99E20	..KEY (933)	2	
3-4	37141-99E30	..KEY (934)	2	
3-5	37141-99E40	..KEY (935)	2	
3-6	37141-99E50	..KEY (936)	2	
3-7	37141-99E60	..KEY (937)	2	
3-8	37141-99E70	..KEY (938)	2	
3-9	37141-99E80	..KEY (939)	2	
3-10	37141-99E90	..KEY (940)	2	
3-11	37141-99EA0	..KEY (941)	2	
3-12	37141-99EB0	..KEY (942)	2	
4	37143-99E00	..CAP, KEY	1	
5	37149-93J00	..CAP, CYLINDER BODY	1	
6	37139-99E00	..PANEL, IGNITION SW	1	
7	38500-93J90	..BUZZER ASSY, WARNING	1	
8	09407-08401	..CLAMP (L:80)	1	
9	37803-93J03	PANEL ASSY, EMERGENCY SW	1	
10	37825-99E00	..PANEL, EMERGENCY SW	1	
11	37805-93J00	PANEL ASSY, PTT SW	1	
12	37855-99E00	..PANEL, PTT SW	1	
13	37210-93J00	PANEL ASSY, LIGHTING SW	1	
14	37212-93J00	..PANEL, LIGHTING SW	1	
15	37100-96J23	PANEL ASSY, ENGINE SW	1	
16	37110-93J01	..SWITCH ASSY, IGNITION	1	
17-1	37141-99E00	..KEY (931)	2	
17-2	37141-99E10	..KEY (932)	2	
17-3	37141-99E20	..KEY (933)	2	
17-4	37141-99E30	..KEY (934)	2	
17-5	37141-99E40	..KEY (935)	2	
17-6	37141-99E50	..KEY (936)	2	
17-7	37141-99E60	..KEY (937)	2	

FIG.300

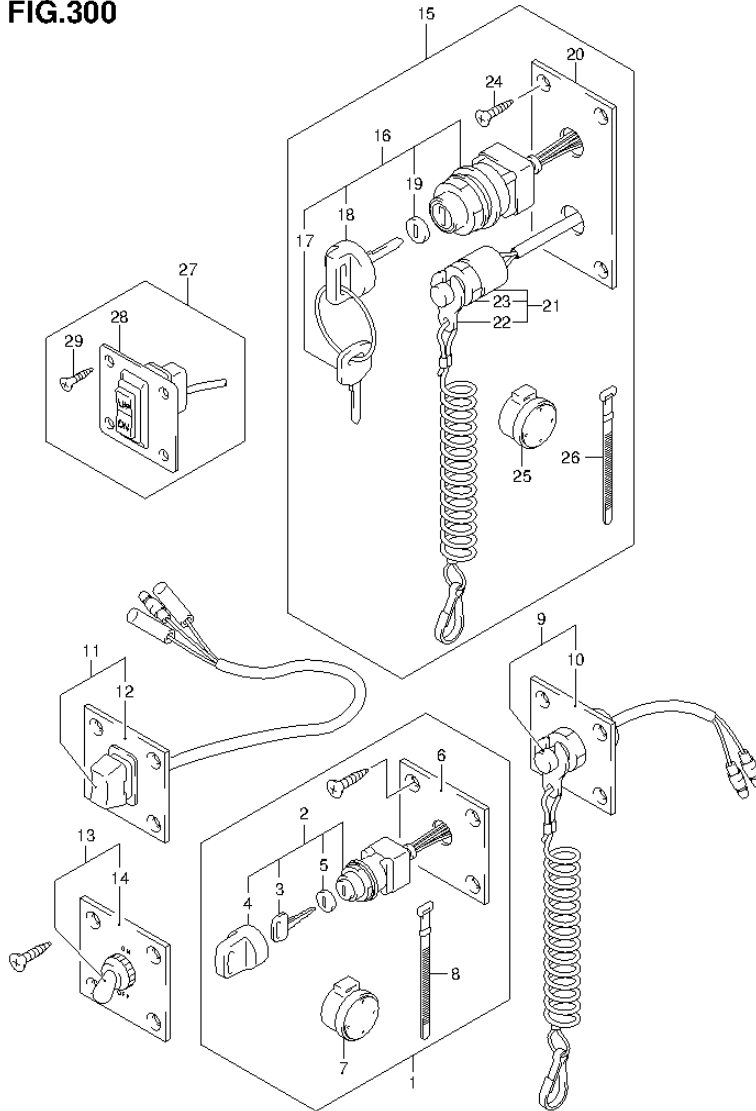


FIG.300 (3-E-4) OPT:SWITCH (DF60A E1)

REF NO.	PART NO.	DESCRIPTION	Q'TY	REMARKS
17-8	37141-99E70	..KEY (938)	2	
17-9	37141-99E80	..KEY (939)	2	
17-10	37141-99E90	..KEY (940)	2	
17-11	37141-99EA0	..KEY (941)	2	
17-12	37141-99EB0	..KEY (942)	2	
18	37143-99E00	..CAP, KEY	1	
19	37149-93J00	..CAP, CYLINDER BODY	1	
20	37139-99E20	..PANEL, IGNITION SWITCH	1	
21	37820-93J03	..SWITCH ASSY, EMERGENCY	1	
22	37823-92E01	..PLATE ASSY, EMERGENCY	1	
23	37826-92E00	..NUT	1	
24	03121-0516A	..SCREW	4	
25	38500-93J90	..BUZZER ASSY, WARNING	1	
26	09407-08401	..CLAMP (L:80)	1	
27	37860-87L00	PANEL ASSY, TROLLING CONTROL	1	
28	37862-87L00	..PANEL	1	
29	03122-05165	..SCREW	4	

FIG.301

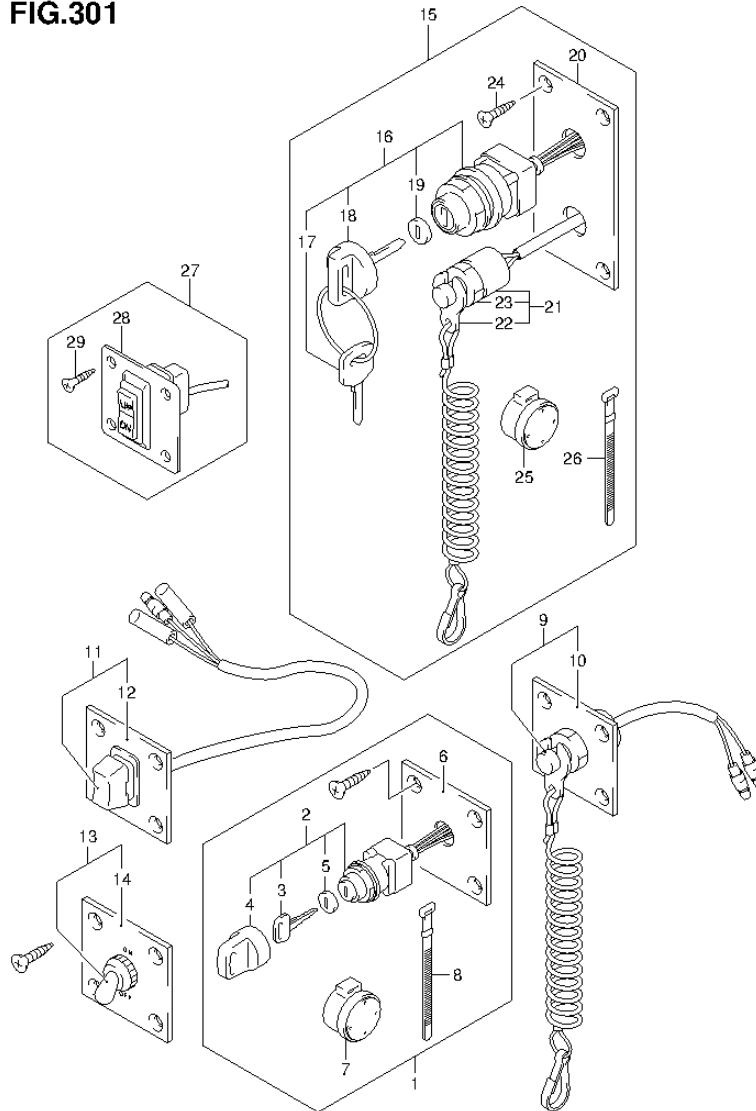


FIG.301 (3-E-5) OPT:SWITCH (DF60A E40)

REF NO.	PART NO.	DESCRIPTION	Q'TY	REMARKS
1	37100-96J00	PANEL ASSY, IGNITION SW	1	
2	37110-93J01	..SWITCH ASSY, IGNITION	1	
3-1	37141-99E00	..KEY (931)	2	
3-2	37141-99E10	..KEY (932)	2	
3-3	37141-99E20	..KEY (933)	2	
3-4	37141-99E30	..KEY (934)	2	
3-5	37141-99E40	..KEY (935)	2	
3-6	37141-99E50	..KEY (936)	2	
3-7	37141-99E60	..KEY (937)	2	
3-8	37141-99E70	..KEY (938)	2	
3-9	37141-99E80	..KEY (939)	2	
3-10	37141-99E90	..KEY (940)	2	
3-11	37141-99EA0	..KEY (941)	2	
3-12	37141-99EB0	..KEY (942)	2	
4	37143-99E00	..CAP, KEY	1	
5	37149-93J00	..CAP, CYLINDER BODY	1	
6	37139-99E00	..PANEL, IGNITION SW	1	
7	38500-93J90	..BUZZER ASSY, WARNING	1	
8	09407-08401	..CLAMP (L:80)	1	
9	37803-93J03	PANEL ASSY, EMERGENCY SW	1	
10	37825-99E00	..PANEL, EMERGENCY SW	1	
11	37805-93J00	PANEL ASSY, PTT SW	1	
12	37855-99E00	..PANEL, PTT SW	1	
13	37210-93J00	PANEL ASSY, LIGHTING SW	1	
14	37212-93J00	..PANEL, LIGHTING SW	1	
15	37100-96J23	PANEL ASSY, ENGINE SW	1	
16	37110-93J01	..SWITCH ASSY, IGNITION	1	
17-1	37141-99E00	..KEY (931)	2	
17-2	37141-99E10	..KEY (932)	2	
17-3	37141-99E20	..KEY (933)	2	
17-4	37141-99E30	..KEY (934)	2	
17-5	37141-99E40	..KEY (935)	2	
17-6	37141-99E50	..KEY (936)	2	
17-7	37141-99E60	..KEY (937)	2	

FIG.301

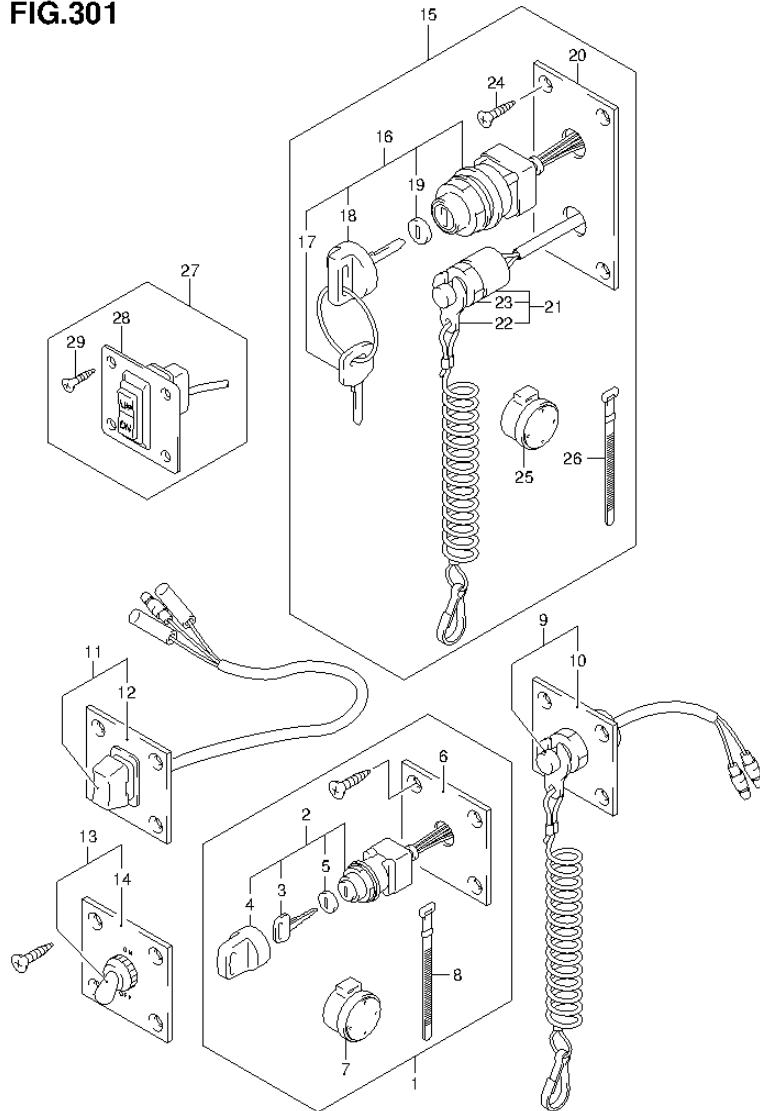
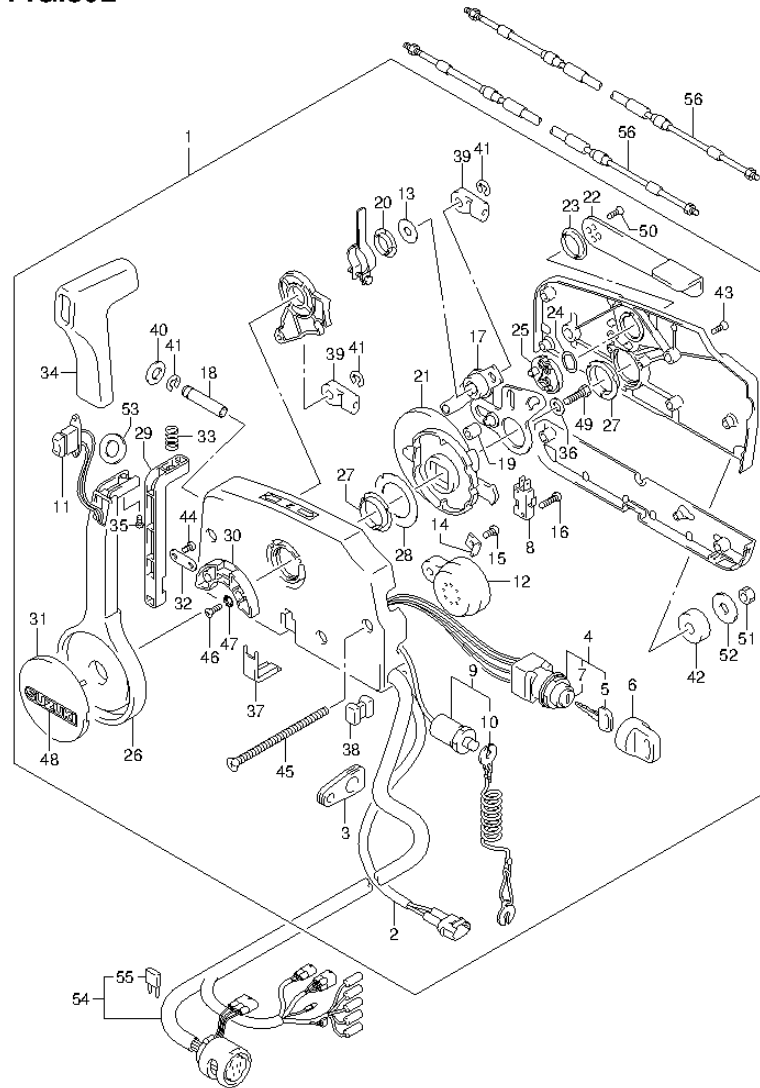


FIG.301 (3-E-6) OPT:SWITCH (DF60A E40)

REF NO.	PART NO.	DESCRIPTION	Q'TY	REMARKS
17-8	37141-99E70	..KEY (938)	2	
17-9	37141-99E80	..KEY (939)	2	
17-10	37141-99E90	..KEY (940)	2	
17-11	37141-99EA0	..KEY (941)	2	
17-12	37141-99EB0	..KEY (942)	2	
18	37143-99E00	..CAP, KEY	1	
19	37149-93J00	..CAP, CYLINDER BODY	1	
20	37139-99E20	..PANEL, IGNITION SWITCH	1	
21	37820-93J03	..SWITCH ASSY, EMERGENCY	1	
22	37823-92E01	..PLATE ASSY, EMERGENCY	1	
23	37826-92E00	..NUT	1	
24	03121-0516A	..SCREW	4	
25	38500-93J90	..BUZZER ASSY, WARNING	1	
26	09407-08401	..CLAMP (L:80)	1	
27	37860-87L00	PANEL ASSY, TROLLING CONTROL	1	
28	37862-87L00	..PANEL	1	
29	03122-05165	..SCREW	4	

FIG.302

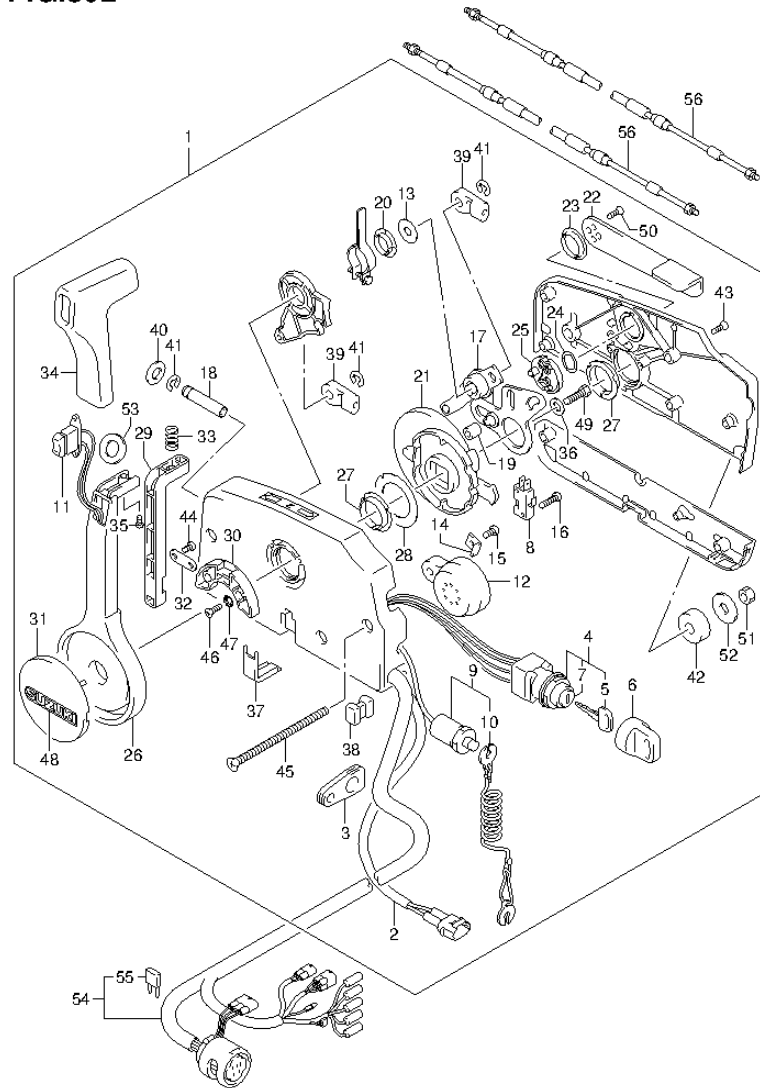
FIG.302 (3-E-7) OPT:REMOTE CONTROL (DF40A E1)



REF NO.	PART NO.	DESCRIPTION	Q'TY	REMARKS
1	67200-93J04	REMOTE CONTROL ASSY	1	->67200-93J06
2	36646-93J01	..WIRE ASSY, PTT SW ADAPTER	1	
3	36628-92E00	..GROMMET, WIRE HARNESS	1	
4	37110-93J11	..SWITCH ASSY, IGNITION	1	
5-1	37141-99E00	..KEY (931)	2	
5-2	37141-99E10	..KEY (932)	2	
5-3	37141-99E20	..KEY (933)	2	
5-4	37141-99E30	..KEY (934)	2	
5-5	37141-99E40	..KEY (935)	2	
5-6	37141-99E50	..KEY (936)	2	
5-7	37141-99E60	..KEY (937)	2	
5-8	37141-99E70	..KEY (938)	2	
5-9	37141-99E80	..KEY (939)	2	
5-10	37141-99E90	..KEY (940)	2	
5-11	37141-99EA0	..KEY (941)	2	
5-12	37141-99EB0	..KEY (942)	2	
6	37143-99E00	..CAP, KEY	2	
7	37149-93J00	..CAP, CYLINDER BODY	1	
8	37721-93J90	..SWITCH, NEUTRAL	1	
9	37820-93J03	..SWITCH ASSY, EMERGENCY	1	
10	37823-92E01	..PLATE	1	
11	37850-90J05	..SWITCH ASSY, PTT	1	
12	38500-93J90	..BUZZER	1	
13	67212-95600	..WASHER	1	
14	67213-92E00	..BRACKET, BUZZER	1	
15	09125-05042	..SCREW (5X10)	1	
16	67296-92E10	..SCREW, NEUTRAL SW	2	
17	67220-95630	..PLATE ASSY	1	
18	67223-99E10	..KNOB, BRAKE ADJ	1	
19	67229-95600	..ROLLER	1	
20	67232-95600	..BUSH	1	
21	67238-87D00	..GEAR, DRIVE	1	
22	67241-99E10	..LEVER, FREE THROTTLE	1	
23	67243-95600	..BUSH	1	

FIG.302

FIG.302 (3-E-8) OPT:REMOTE CONTROL (DF40A E1)



REF NO.	PART NO.	DESCRIPTION	Q'TY	REMARKS
24	67244-95600	.WASHER, WAVE	1	
25	67245-95600	.DRUM, FREE THROTTLE	1	
26	67251-99E10	.LEVER, HANDLE	1	
27	67252-95600	.BUSH	2	
28	67253-95600	.WASHER	1	
29	67255-99E00	.ARM, LOCK	1	
30	67256-95600	.HOLDER, NEUT LOCK	1	
31	67257-99E00	.CAP, LEVER	1	
32	67258-99E00	.BRACKET, LOCK ARM	1	
33	67259-87D00	.SPRING, NEUTRAL ARM	1	
34	67261-99E00	.GRIP	1	
35	67296-94310	.SCREW	1	
36	67264-95600	.WASHER	1	
37-1	67267-95610	.COVER, WIRE	1	FOR 67200-93J04
37-2	67267-93J00	.COVER, WIRE	1	FOR 67200-93J06
38	67273-95600	.SPACER	1	
39	67275-95600	.END, CABLE	2	
40	67288-92E00	.WASHER, BRAKE ADJ KNOB	1	
41	67292-94300	.E RING	3	
42	67294-95600	.SPACER	3	
43	67296-90J00	.SCREW	5	
44	67296-94300	.SCREW	2	
45	67296-95600	.SCREW	3	
46	67296-95610	.SCREW	2	
47	67297-95600	.WASHER	2	
48	68165-16B00-13L	.EMBLEM	1	
49	09100-08232	.BOLT (8X30)	1	
50	09126-05003	.SCREW (5X12)	2	
51	09140-06020	.NUT	3	
52	09160-06104	.WASHER (6.5X24X2)	3	
53	37859-90J00	.SPACER	1	
54	36620-93J02	WIRE ASSY, REMOTE CONTROL	1	
55	09481-10501	.FUSE (10A)	1	

FIG.302

FIG.302 (3-E-9) OPT:REMOTE CONTROL (DF40A E1)

REF NO.	PART NO.	DESCRIPTION	Q'TY	REMARKS
56-1	67320-93J00	CABLE, REMOCON 8F (2.4M)	2	
56-2	67320-93J10	CABLE, REMOCON 10F (3.1M)	2	
56-3	67320-93J20	CABLE, REMOCON 12F (3.7M)	2	
56-4	67320-93J30	CABLE, REMOCON 14F (4.2M)	2	
56-5	67320-93J40	CABLE, REMOCON 16F (4.8M)	2	
56-6	67320-93J50	CABLE, REMOCON 18F (5.4M)	2	
56-7	67320-93J60	CABLE, REMOCON 20F (6.0M)	2	
56-8	67320-93J70	CABLE, REMOCON 22F (6.7M)	2	
56-9	67320-93J80	CABLE, REMOCON 24F (7.3M)	2	

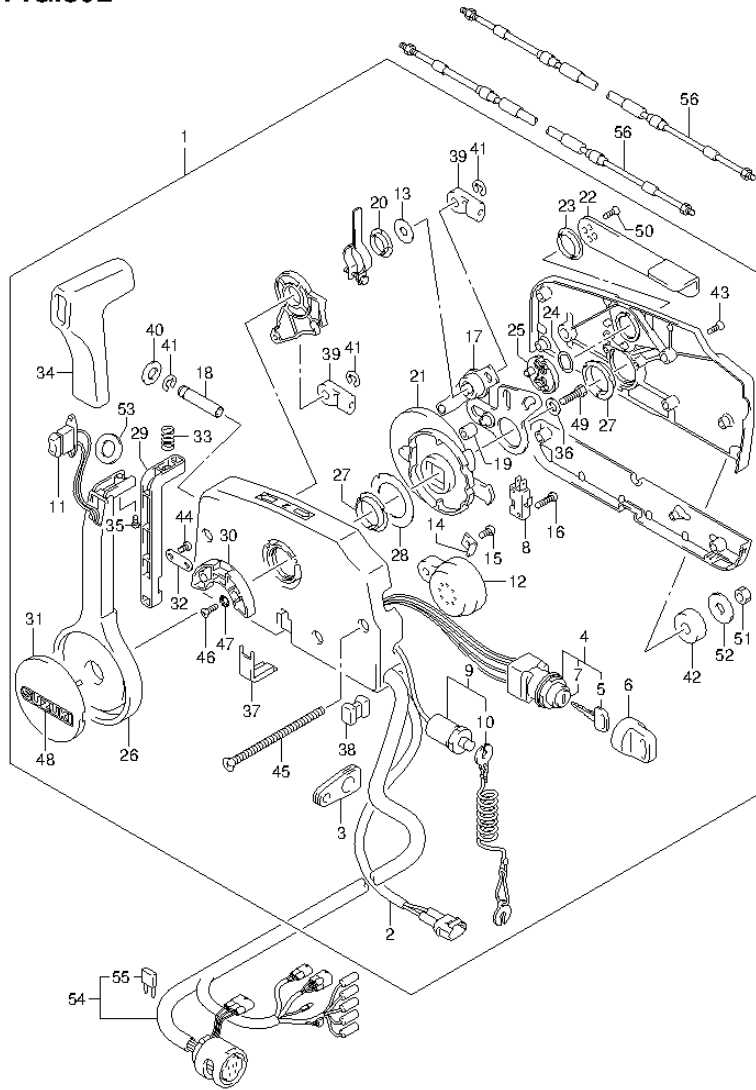
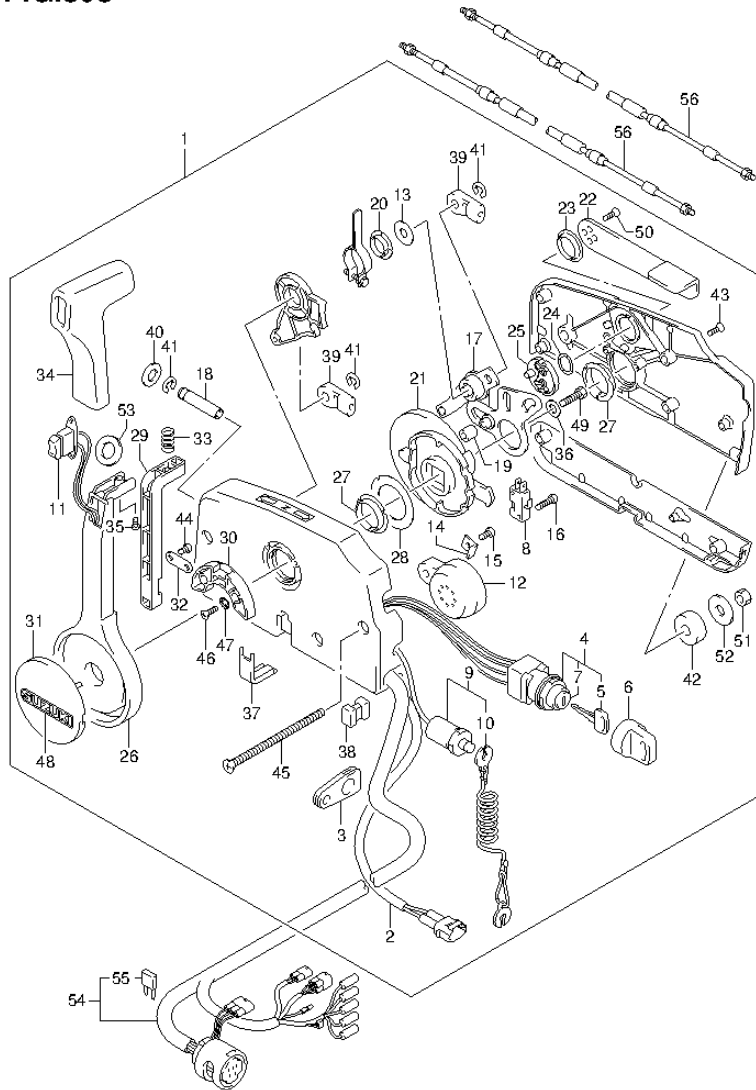


FIG.303

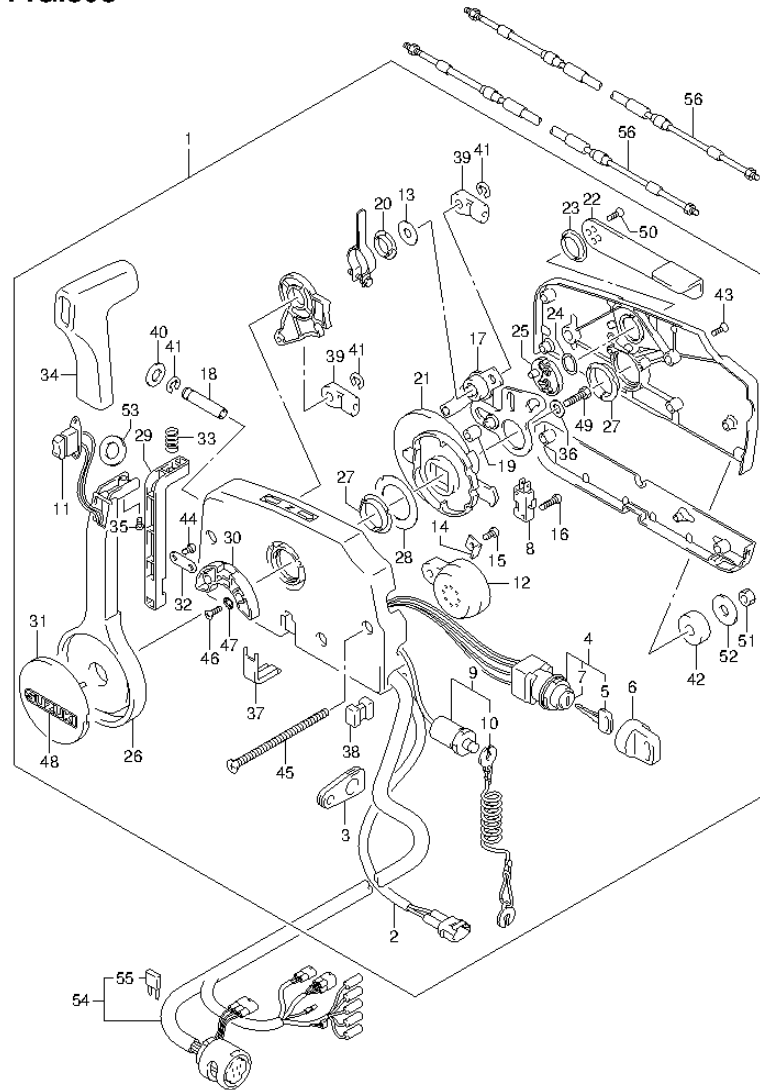
FIG.303 (3-E-10) OPT:REMOTE CONTROL (DF40AST E34)



REF NO.	PART NO.	DESCRIPTION	Q'TY	REMARKS
1	67200-93J04	REMOTE CONTROL ASSY	1	->67200-93J06
2	36646-93J01	..WIRE ASSY, PTT SW ADAPTER	1	
3	36628-92E00	..GROMMET, WIRE HARNESS	1	
4	37110-93J11	..SWITCH ASSY, IGNITION	1	
5-1	37141-99E00	..KEY (931)	2	
5-2	37141-99E10	..KEY (932)	2	
5-3	37141-99E20	..KEY (933)	2	
5-4	37141-99E30	..KEY (934)	2	
5-5	37141-99E40	..KEY (935)	2	
5-6	37141-99E50	..KEY (936)	2	
5-7	37141-99E60	..KEY (937)	2	
5-8	37141-99E70	..KEY (938)	2	
5-9	37141-99E80	..KEY (939)	2	
5-10	37141-99E90	..KEY (940)	2	
5-11	37141-99EA0	..KEY (941)	2	
5-12	37141-99EB0	..KEY (942)	2	
6	37143-99E00	..CAP, KEY	2	
7	37149-93J00	..CAP, CYLINDER BODY	1	
8	37721-93J90	..SWITCH, NEUTRAL	1	
9	37820-93J03	..SWITCH ASSY, EMERGENCY	1	
10	37823-92E01	..PLATE	1	
11	37850-90J05	..SWITCH ASSY, PTT	1	
12	38500-93J90	..BUZZER	1	
13	67212-95600	..WASHER	1	
14	67213-92E00	..BRACKET, BUZZER	1	
15	09125-05042	..SCREW (5X10)	1	
16	67296-92E10	..SCREW, NEUTRAL SW	2	
17	67220-95630	..PLATE ASSY	1	
18	67223-99E10	..KNOB, BRAKE ADJ	1	
19	67229-95600	..ROLLER	1	
20	67232-95600	..BUSH	1	
21	67238-87D00	..GEAR, DRIVE	1	
22	67241-99E10	..LEVER, FREE THROTTLE	1	
23	67243-95600	..BUSH	1	

FIG.303

FIG.303 (3-E-11) OPT:REMOTE CONTROL (DF40AST E34)



REF NO.	PART NO.	DESCRIPTION	Q'TY	REMARKS
24	67244-95600	.WASHER, WAVE	1	
25	67245-95600	.DRUM, FREE THROTTLE	1	
26	67251-99E10	.LEVER, HANDLE	1	
27	67252-95600	.BUSH	2	
28	67253-95600	.WASHER	1	
29	67255-99E00	.ARM, LOCK	1	
30	67256-95600	.HOLDER, NEUT LOCK	1	
31	67257-99E00	.CAP, LEVER	1	
32	67258-99E00	.BRACKET, LOCK ARM	1	
33	67259-87D00	.SPRING, NEUTRAL ARM	1	
34	67261-99E00	.GRIP	1	
35	67296-94310	.SCREW	1	
36	67264-95600	.WASHER	1	
37-1	67267-95610	.COVER, WIRE	1	FOR 67200-93J04
37-2	67267-93J00	.COVER, WIRE	1	FOR 67200-93J06
38	67273-95600	.SPACER	1	
39	67275-95600	.END, CABLE	2	
40	67288-92E00	.WASHER, BRAKE ADJ KNOB	1	
41	67292-94300	.E RING	3	
42	67294-95600	.SPACER	3	
43	67296-90J00	.SCREW	5	
44	67296-94300	.SCREW	2	
45	67296-95600	.SCREW	3	
46	67296-95610	.SCREW	2	
47	67297-95600	.WASHER	2	
48	68165-16B00-13L	.EMBLEM	1	
49	09100-08232	.BOLT (8X30)	1	
50	09126-05003	.SCREW (5X12)	2	
51	09140-06020	.NUT	3	
52	09160-06104	.WASHER (6.5X24X2)	3	
53	37859-90J00	.SPACER	1	
54	36620-93J02	WIRE ASSY, REMOTE CONTROL	1	
55	09481-10501	.FUSE (10A)	1	

FIG.303

FIG.303 (3-E-12) OPT:REMOTE CONTROL (DF40AST E34)

REF NO.	PART NO.	DESCRIPTION	Q'TY	REMARKS
56-1	67320-93J00	CABLE, REMOCON 8F (2.4M)	2	
56-2	67320-93J10	CABLE, REMOCON 10F (3.1M)	2	
56-3	67320-93J20	CABLE, REMOCON 12F (3.7M)	2	
56-4	67320-93J30	CABLE, REMOCON 14F (4.2M)	2	
56-5	67320-93J40	CABLE, REMOCON 16F (4.8M)	2	
56-6	67320-93J50	CABLE, REMOCON 18F (5.4M)	2	
56-7	67320-93J60	CABLE, REMOCON 20F (6.0M)	2	
56-8	67320-93J70	CABLE, REMOCON 22F (6.7M)	2	
56-9	67320-93J80	CABLE, REMOCON 24F (7.3M)	2	

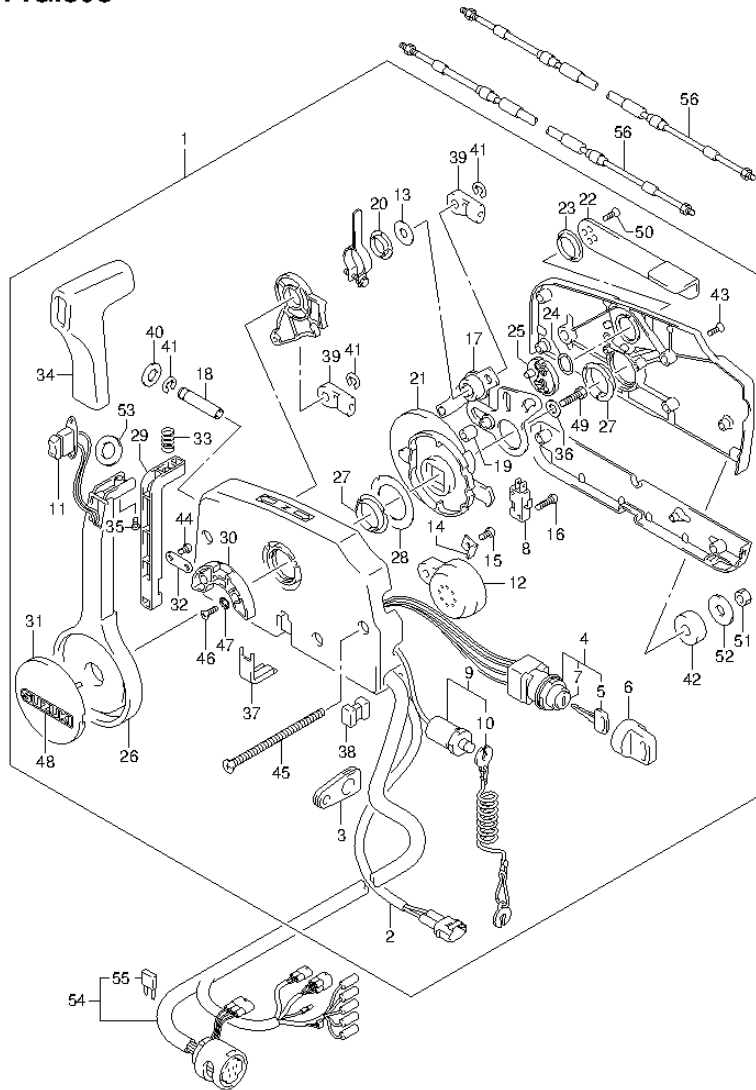
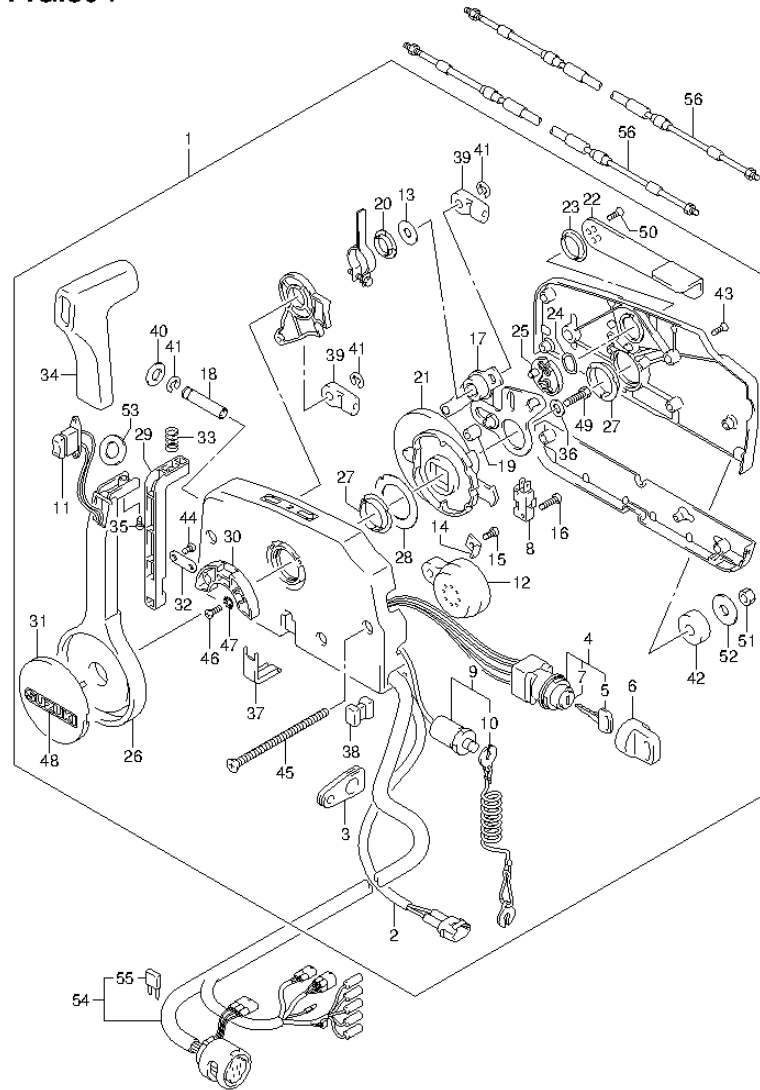


FIG.304

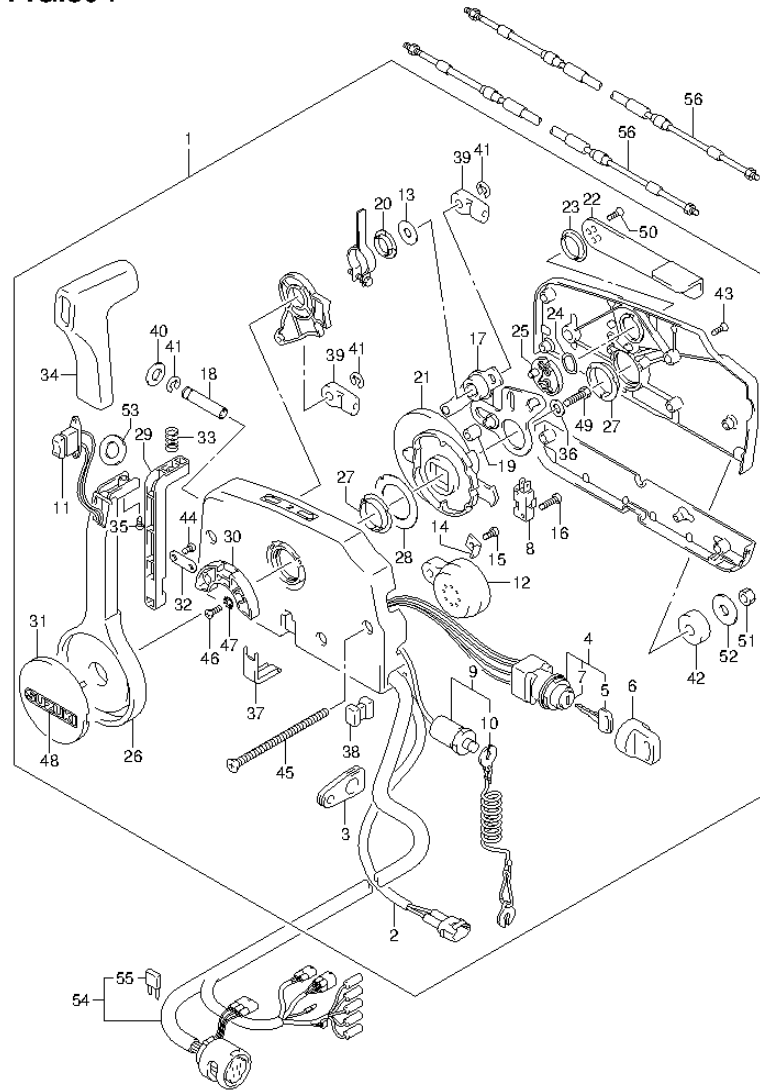
FIG.304 (3-E-13) OPT:REMOTE CONTROL (DF50A E1)



REF NO.	PART NO.	DESCRIPTION	Q'TY	REMARKS
1	67200-93J04	REMOTE CONTROL ASSY	1	->67200-93J06
2	36646-93J01	..WIRE ASSY, PTT SW ADAPTER	1	
3	36628-92E00	..GROMMET, WIRE HARNESS	1	
4	37110-93J11	..SWITCH ASSY, IGNITION	1	
5-1	37141-99E00	..KEY (931)	2	
5-2	37141-99E10	..KEY (932)	2	
5-3	37141-99E20	..KEY (933)	2	
5-4	37141-99E30	..KEY (934)	2	
5-5	37141-99E40	..KEY (935)	2	
5-6	37141-99E50	..KEY (936)	2	
5-7	37141-99E60	..KEY (937)	2	
5-8	37141-99E70	..KEY (938)	2	
5-9	37141-99E80	..KEY (939)	2	
5-10	37141-99E90	..KEY (940)	2	
5-11	37141-99EA0	..KEY (941)	2	
5-12	37141-99EB0	..KEY (942)	2	
6	37143-99E00	..CAP, KEY	2	
7	37149-93J00	..CAP, CYLINDER BODY	1	
8	37721-93J90	..SWITCH, NEUTRAL	1	
9	37820-93J03	..SWITCH ASSY, EMERGENCY	1	
10	37823-92E01	..PLATE	1	
11	37850-90J05	..SWITCH ASSY, PTT	1	
12	38500-93J90	..BUZZER	1	
13	67212-95600	..WASHER	1	
14	67213-92E00	..BRACKET, BUZZER	1	
15	09125-05042	..SCREW (5X10)	1	
16	67296-92E10	..SCREW, NEUTRAL SW	2	
17	67220-95630	..PLATE ASSY	1	
18	67223-99E10	..KNOB, BRAKE ADJ	1	
19	67229-95600	..ROLLER	1	
20	67232-95600	..BUSH	1	
21	67238-87D00	..GEAR, DRIVE	1	
22	67241-99E10	..LEVER, FREE THROTTLE	1	
23	67243-95600	..BUSH	1	

FIG.304

FIG.304 (3-E-14) OPT:REMOTE CONTROL (DF50A E1)



REF NO.	PART NO.	DESCRIPTION	Q'TY	REMARKS
24	67244-95600	.WASHER, WAVE	1	
25	67245-95600	.DRUM, FREE THROTTLE	1	
26	67251-99E10	.LEVER, HANDLE	1	
27	67252-95600	.BUSH	2	
28	67253-95600	.WASHER	1	
29	67255-99E00	.ARM, LOCK	1	
30	67256-95600	.HOLDER, NEUT LOCK	1	
31	67257-99E00	.CAP, LEVER	1	
32	67258-99E00	.BRACKET, LOCK ARM	1	
33	67259-87D00	.SPRING, NEUTRAL ARM	1	
34	67261-99E00	.GRIP	1	
35	67296-94310	.SCREW	1	
36	67264-95600	.WASHER	1	
37-1	67267-95610	.COVER, WIRE	1	FOR 67200-93J04
37-2	67267-93J00	.COVER, WIRE	1	FOR 67200-93J06
38	67273-95600	.SPACER	1	
39	67275-95600	.END, CABLE	2	
40	67288-92E00	.WASHER, BRAKE ADJ KNOB	1	
41	67292-94300	.E RING	3	
42	67294-95600	.SPACER	3	
43	67296-90J00	.SCREW	5	
44	67296-94300	.SCREW	2	
45	67296-95600	.SCREW	3	
46	67296-95610	.SCREW	2	
47	67297-95600	.WASHER	2	
48	68165-16B00-13L	.EMBLEM	1	
49	09100-08232	.BOLT (8X30)	1	
50	09126-05003	.SCREW (5X12)	2	
51	09140-06020	.NUT	3	
52	09160-06104	.WASHER (6.5X24X2)	3	
53	37859-90J00	.SPACER	1	
54	36620-93J02	.WIRE ASSY, REMOTE CONTROL	1	
55	09481-10501	.FUSE (10A)	1	

FIG.304

FIG.304 (3-E-15) OPT:REMOTE CONTROL (DF50A E1)

REF NO.	PART NO.	DESCRIPTION	Q'TY	REMARKS
56-1	67320-93J00	CABLE, REMOCON 8F (2.4M)	2	
56-2	67320-93J10	CABLE, REMOCON 10F (3.1M)	2	
56-3	67320-93J20	CABLE, REMOCON 12F (3.7M)	2	
56-4	67320-93J30	CABLE, REMOCON 14F (4.2M)	2	
56-5	67320-93J40	CABLE, REMOCON 16F (4.8M)	2	
56-6	67320-93J50	CABLE, REMOCON 18F (5.4M)	2	
56-7	67320-93J60	CABLE, REMOCON 20F (6.0M)	2	
56-8	67320-93J70	CABLE, REMOCON 22F (6.7M)	2	
56-9	67320-93J80	CABLE, REMOCON 24F (7.3M)	2	

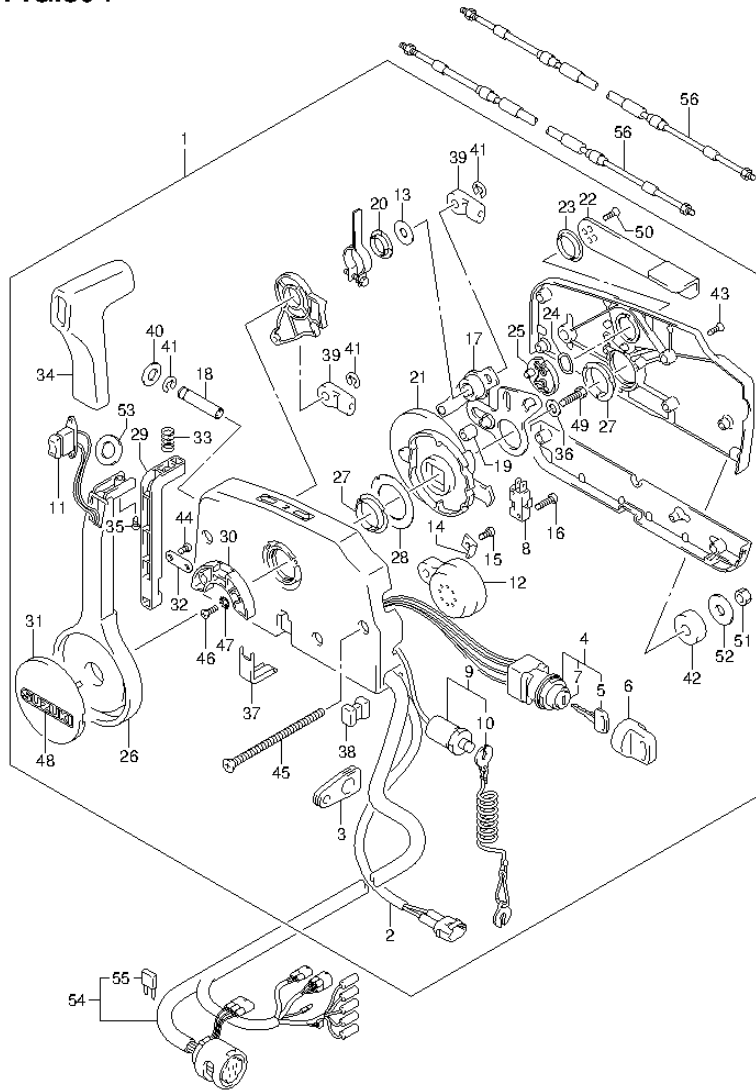


FIG.305

FIG.305 (3-F-2) OPT:REMOTE CONTROL (DF60A E1)

REF NO.	PART NO.	DESCRIPTION	Q'TY	REMARKS
1	67200-93J04	REMOTE CONTROL ASSY	1	->67200-93J06
2	36646-93J01	..WIRE ASSY, PTT SW ADAPTER	1	
3	36628-92E00	..GROMMET, WIRE HARNESS	1	
4	37110-93J11	..SWITCH ASSY, IGNITION	1	
5-1	37141-99E00	..KEY (931)	2	
5-2	37141-99E10	..KEY (932)	2	
5-3	37141-99E20	..KEY (933)	2	
5-4	37141-99E30	..KEY (934)	2	
5-5	37141-99E40	..KEY (935)	2	
5-6	37141-99E50	..KEY (936)	2	
5-7	37141-99E60	..KEY (937)	2	
5-8	37141-99E70	..KEY (938)	2	
5-9	37141-99E80	..KEY (939)	2	
5-10	37141-99E90	..KEY (940)	2	
5-11	37141-99EA0	..KEY (941)	2	
5-12	37141-99EB0	..KEY (942)	2	
6	37143-99E00	..CAP, KEY	2	
7	37149-93J00	..CAP, CYLINDER BODY	1	
8	37721-93J90	..SWITCH, NEUTRAL	1	
9	37820-93J03	..SWITCH ASSY, EMERGENCY	1	
10	37823-92E01	..PLATE	1	
11	37850-90J05	..SWITCH ASSY, PTT	1	
12	38500-93J90	..BUZZER	1	
13	67212-95600	..WASHER	1	
14	67213-92E00	..BRACKET, BUZZER	1	
15	09125-05042	..SCREW (5X10)	1	
16	67296-92E10	..SCREW, NEUTRAL SW	2	
17	67220-95630	..PLATE ASSY	1	
18	67223-99E10	..KNOB, BRAKE ADJ	1	
19	67229-95600	..ROLLER	1	
20	67232-95600	..BUSH	1	
21	67238-87D00	..GEAR, DRIVE	1	
22	67241-99E10	..LEVER, FREE THROTTLE	1	
23	67243-95600	..BUSH	1	

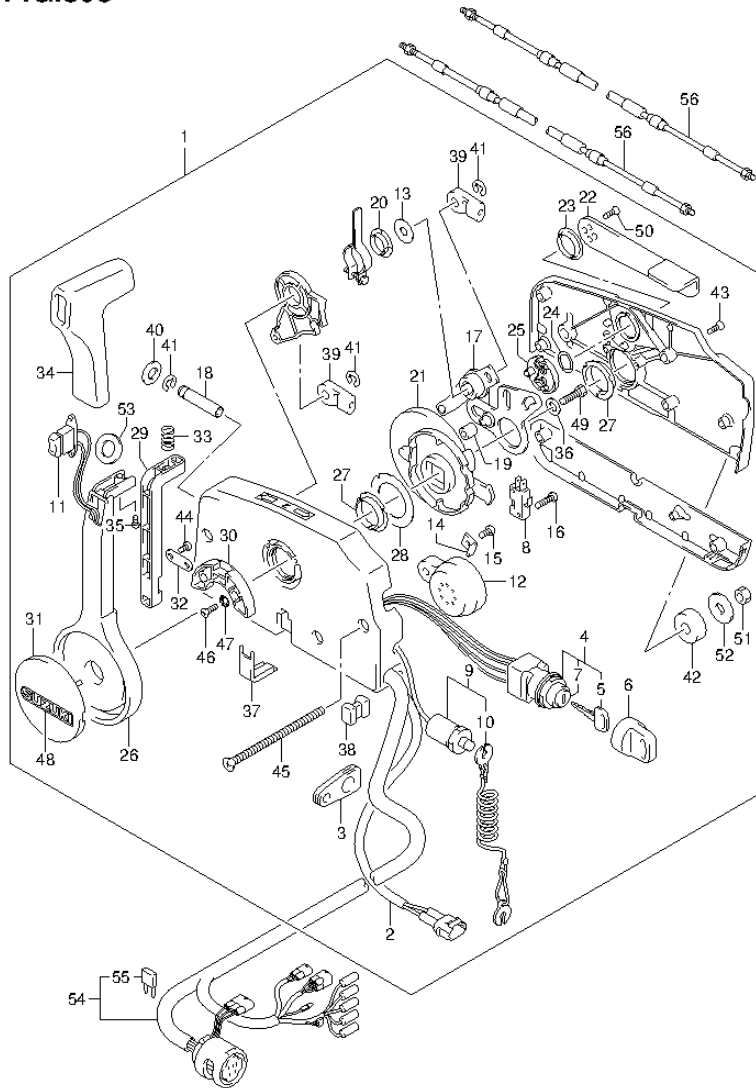
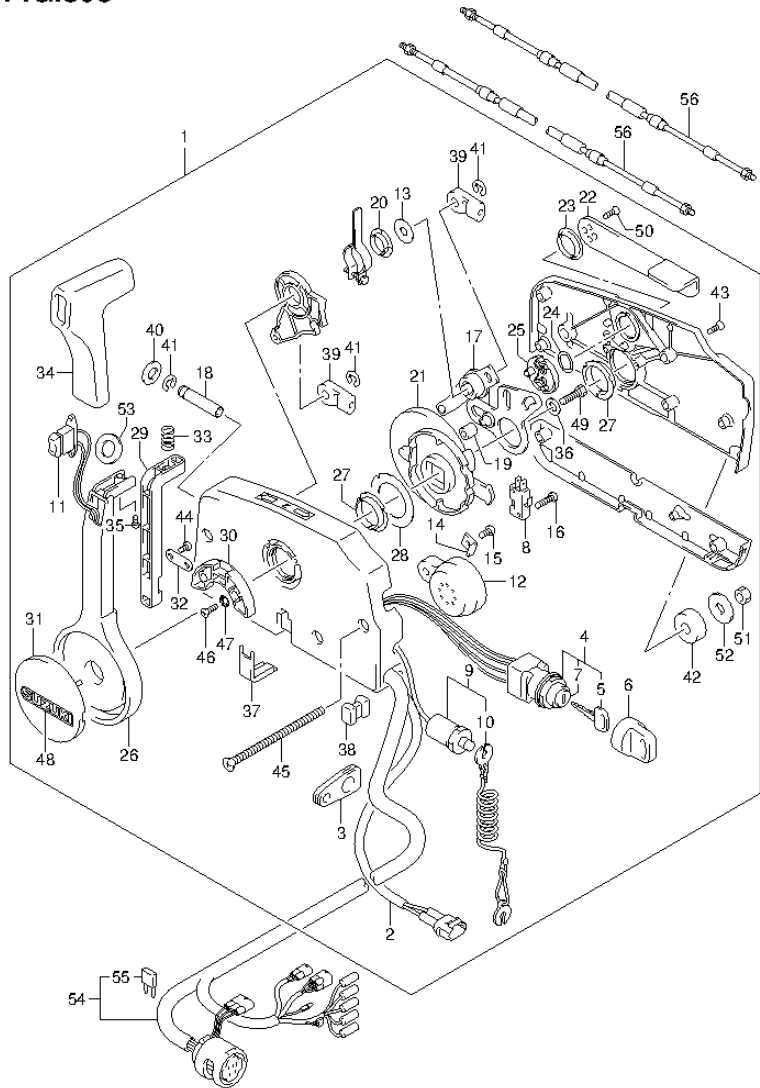


FIG.305

FIG.305 (3-F-3) OPT:REMOTE CONTROL (DF60A E1)



REF NO.	PART NO.	DESCRIPTION	Q'TY	REMARKS
24	67244-95600	.WASHER, WAVE	1	
25	67245-95600	.DRUM, FREE THROTTLE	1	
26	67251-99E10	.LEVER, HANDLE	1	
27	67252-95600	.BUSH	2	
28	67253-95600	.WASHER	1	
29	67255-99E00	.ARM, LOCK	1	
30	67256-95600	.HOLDER, NEUT LOCK	1	
31	67257-99E00	.CAP, LEVER	1	
32	67258-99E00	.BRACKET, LOCK ARM	1	
33	67259-87D00	.SPRING, NEUTRAL ARM	1	
34	67261-99E00	.GRIP	1	
35	67296-94310	.SCREW	1	
36	67264-95600	.WASHER	1	
37-1	67267-95610	.COVER, WIRE	1	FOR 67200-93J04
37-2	67267-93J00	.COVER, WIRE	1	FOR 67200-93J06
38	67273-95600	.SPACER	1	
39	67275-95600	.END, CABLE	2	
40	67288-92E00	.WASHER, BRAKE ADJ KNOB	1	
41	67292-94300	.E RING	3	
42	67294-95600	.SPACER	3	
43	67296-90J00	.SCREW	5	
44	67296-94300	.SCREW	2	
45	67296-95600	.SCREW	3	
46	67296-95610	.SCREW	2	
47	67297-95600	.WASHER	2	
48	68165-16B00-13L	.EMBLEM	1	
49	09100-08232	.BOLT (8X30)	1	
50	09126-05003	.SCREW (5X12)	2	
51	09140-06020	.NUT	3	
52	09160-06104	.WASHER (6.5X24X2)	3	
53	37859-90J00	.SPACER	1	
54	36620-93J02	.WIRE ASSY, REMOTE CONTROL	1	
55	09481-10501	.FUSE (10A)	1	

FIG.305

FIG.305 (3-F-4) OPT:REMOTE CONTROL (DF60A E1)

REF NO.	PART NO.	DESCRIPTION	Q'TY	REMARKS
56-1	67320-93J00	CABLE, REMOCON 8F (2.4M)	2	
56-2	67320-93J10	CABLE, REMOCON 10F (3.1M)	2	
56-3	67320-93J20	CABLE, REMOCON 12F (3.7M)	2	
56-4	67320-93J30	CABLE, REMOCON 14F (4.2M)	2	
56-5	67320-93J40	CABLE, REMOCON 16F (4.8M)	2	
56-6	67320-93J50	CABLE, REMOCON 18F (5.4M)	2	
56-7	67320-93J60	CABLE, REMOCON 20F (6.0M)	2	
56-8	67320-93J70	CABLE, REMOCON 22F (6.7M)	2	
56-9	67320-93J80	CABLE, REMOCON 24F (7.3M)	2	

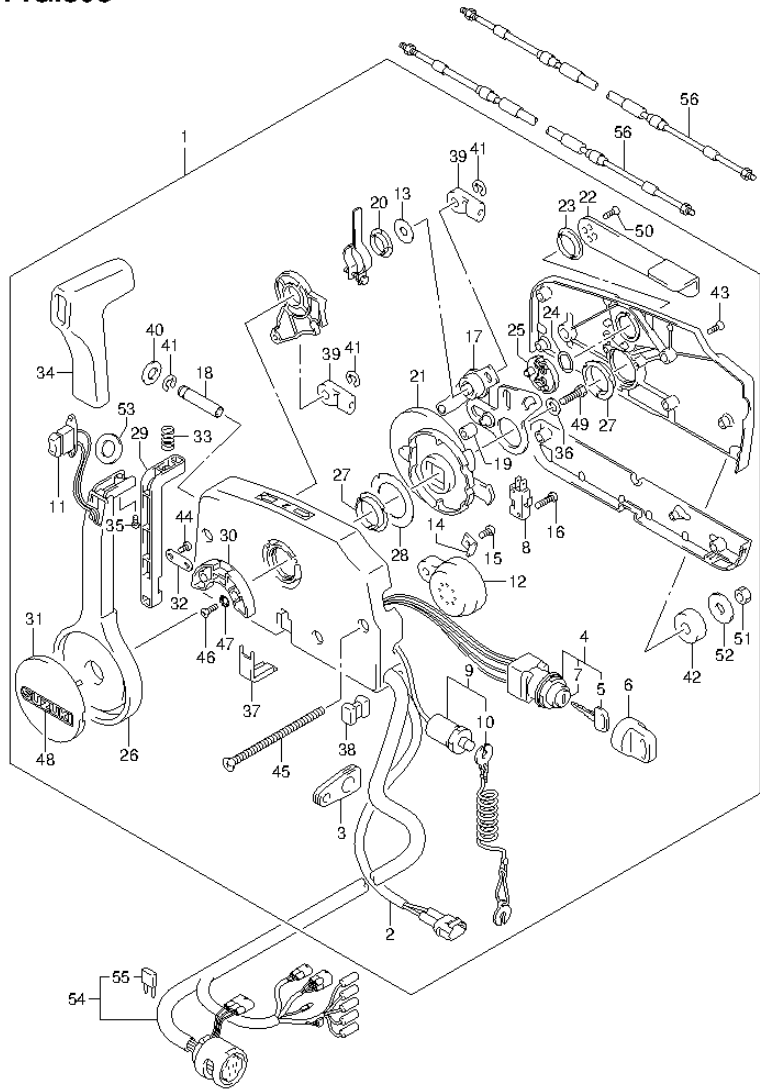


FIG.306

FIG.306 (3-F-5) OPT:REMOTE CONTROL (DF60A E40)

REF NO.	PART NO.	DESCRIPTION	Q'TY	REMARKS
1	67200-93J04	REMOTE CONTROL ASSY	1	->67200-93J06
2	36646-93J01	..WIRE ASSY, PTT SW ADAPTER	1	
3	36628-92E00	..GROMMET, WIRE HARNESS	1	
4	37110-93J11	..SWITCH ASSY, IGNITION	1	
5-1	37141-99E00	..KEY (931)	2	
5-2	37141-99E10	..KEY (932)	2	
5-3	37141-99E20	..KEY (933)	2	
5-4	37141-99E30	..KEY (934)	2	
5-5	37141-99E40	..KEY (935)	2	
5-6	37141-99E50	..KEY (936)	2	
5-7	37141-99E60	..KEY (937)	2	
5-8	37141-99E70	..KEY (938)	2	
5-9	37141-99E80	..KEY (939)	2	
5-10	37141-99E90	..KEY (940)	2	
5-11	37141-99EA0	..KEY (941)	2	
5-12	37141-99EB0	..KEY (942)	2	
6	37143-99E00	..CAP, KEY	2	
7	37149-93J00	..CAP, CYLINDER BODY	1	
8	37721-93J90	..SWITCH, NEUTRAL	1	
9	37820-93J03	..SWITCH ASSY, EMERGENCY	1	
10	37823-92E01	..PLATE	1	
11	37850-90J05	..SWITCH ASSY, PTT	1	
12	38500-93J90	..BUZZER	1	
13	67212-95600	..WASHER	1	
14	67213-92E00	..BRACKET, BUZZER	1	
15	09125-05042	..SCREW (5X10)	1	
16	67296-92E10	..SCREW, NEUTRAL SW	2	
17	67220-95630	..PLATE ASSY	1	
18	67223-99E10	..KNOB, BRAKE ADJ	1	
19	67229-95600	..ROLLER	1	
20	67232-95600	..BUSH	1	
21	67238-87D00	..GEAR, DRIVE	1	
22	67241-99E10	..LEVER, FREE THROTTLE	1	
23	67243-95600	..BUSH	1	

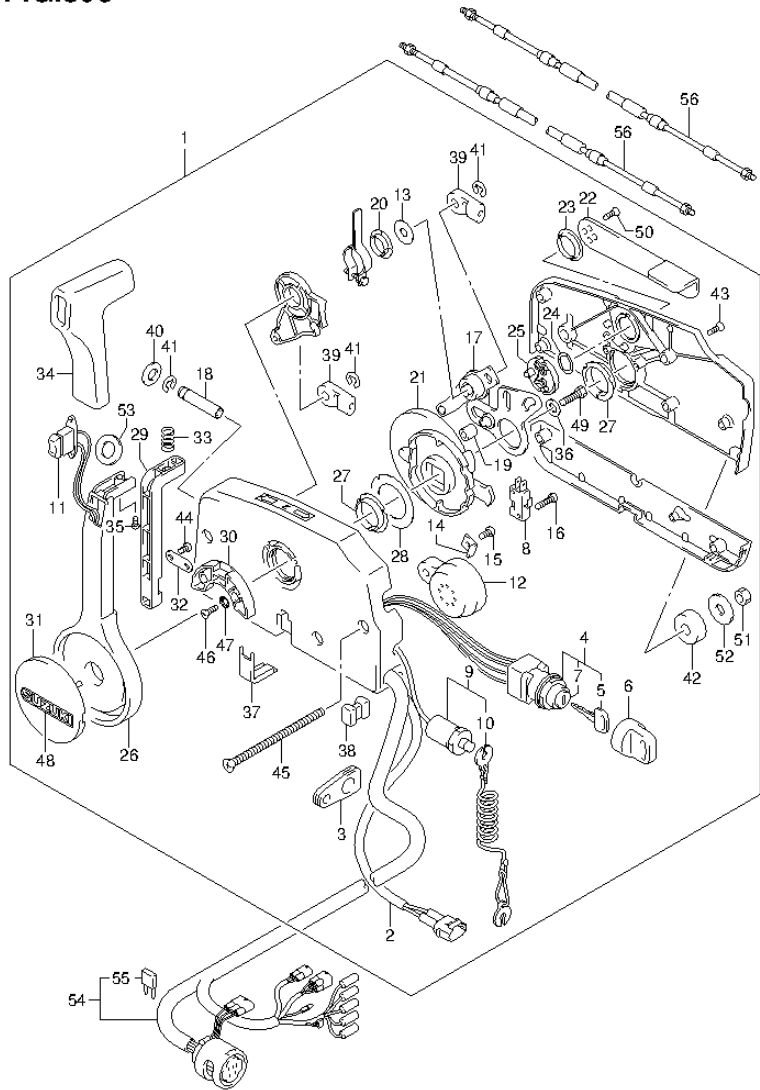
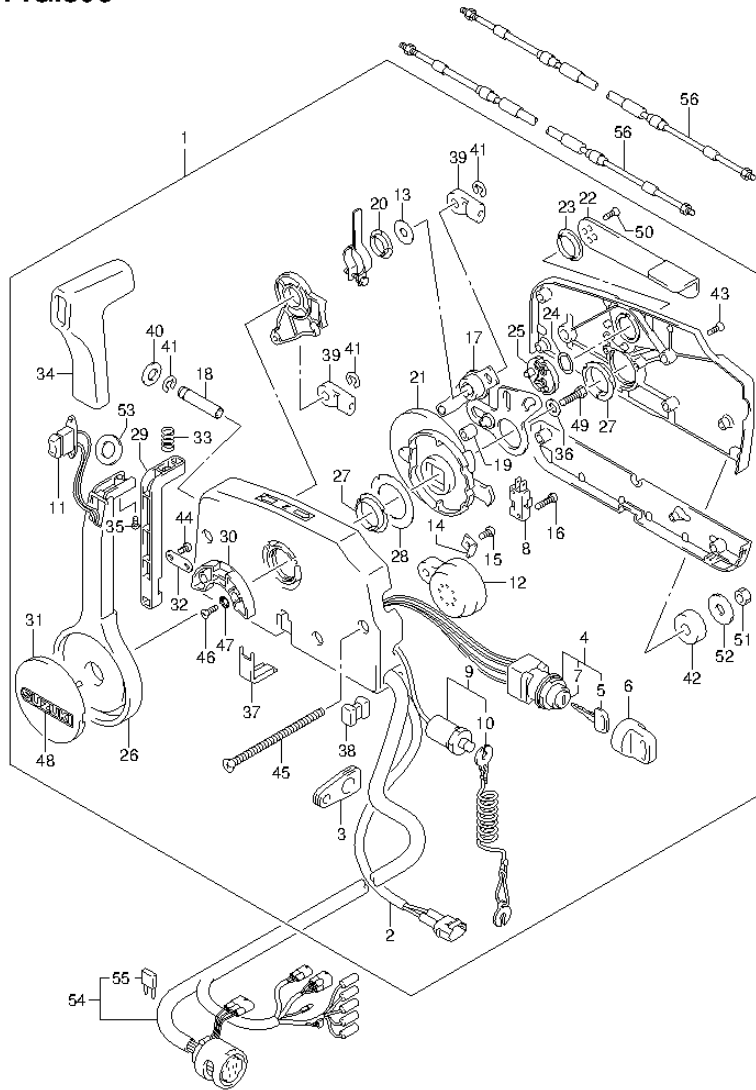


FIG.306

FIG.306 (3-F-6) OPT:REMOTE CONTROL (DF60A E40)



REF NO.	PART NO.	DESCRIPTION	Q'TY	REMARKS
24	67244-95600	.WASHER, WAVE	1	
25	67245-95600	.DRUM, FREE THROTTLE	1	
26	67251-99E10	.LEVER, HANDLE	1	
27	67252-95600	.BUSH	2	
28	67253-95600	.WASHER	1	
29	67255-99E00	.ARM, LOCK	1	
30	67256-95600	.HOLDER, NEUT LOCK	1	
31	67257-99E00	.CAP, LEVER	1	
32	67258-99E00	.BRACKET, LOCK ARM	1	
33	67259-87D00	.SPRING, NEUTRAL ARM	1	
34	67261-99E00	.GRIP	1	
35	67296-94310	.SCREW	1	
36	67264-95600	.WASHER	1	
37-1	67267-95610	.COVER, WIRE	1	FOR 67200-93J04
37-2	67267-93J00	.COVER, WIRE	1	FOR 67200-93J06
38	67273-95600	.SPACER	1	
39	67275-95600	.END, CABLE	2	
40	67288-92E00	.WASHER, BRAKE ADJ KNOB	1	
41	67292-94300	.E RING	3	
42	67294-95600	.SPACER	3	
43	67296-90J00	.SCREW	5	
44	67296-94300	.SCREW	2	
45	67296-95600	.SCREW	3	
46	67296-95610	.SCREW	2	
47	67297-95600	.WASHER	2	
48	68165-16B00-13L	.EMBLEM	1	
49	09100-08232	.BOLT (8X30)	1	
50	09126-05003	.SCREW (5X12)	2	
51	09140-06020	.NUT	3	
52	09160-06104	.WASHER (6.5X24X2)	3	
53	37859-90J00	.SPACER	1	
54	36620-93J02	.WIRE ASSY, REMOTE CONTROL	1	
55	09481-10501	.FUSE (10A)	1	

FIG.306

FIG.306 (3-F-7) OPT:REMOTE CONTROL (DF60A E40)

REF NO.	PART NO.	DESCRIPTION	Q'TY	REMARKS
56-1	67320-93J00	CABLE, REMOCON 8F (2.4M)	2	
56-2	67320-93J10	CABLE, REMOCON 10F (3.1M)	2	
56-3	67320-93J20	CABLE, REMOCON 12F (3.7M)	2	
56-4	67320-93J30	CABLE, REMOCON 14F (4.2M)	2	
56-5	67320-93J40	CABLE, REMOCON 16F (4.8M)	2	
56-6	67320-93J50	CABLE, REMOCON 18F (5.4M)	2	
56-7	67320-93J60	CABLE, REMOCON 20F (6.0M)	2	
56-8	67320-93J70	CABLE, REMOCON 22F (6.7M)	2	
56-9	67320-93J80	CABLE, REMOCON 24F (7.3M)	2	

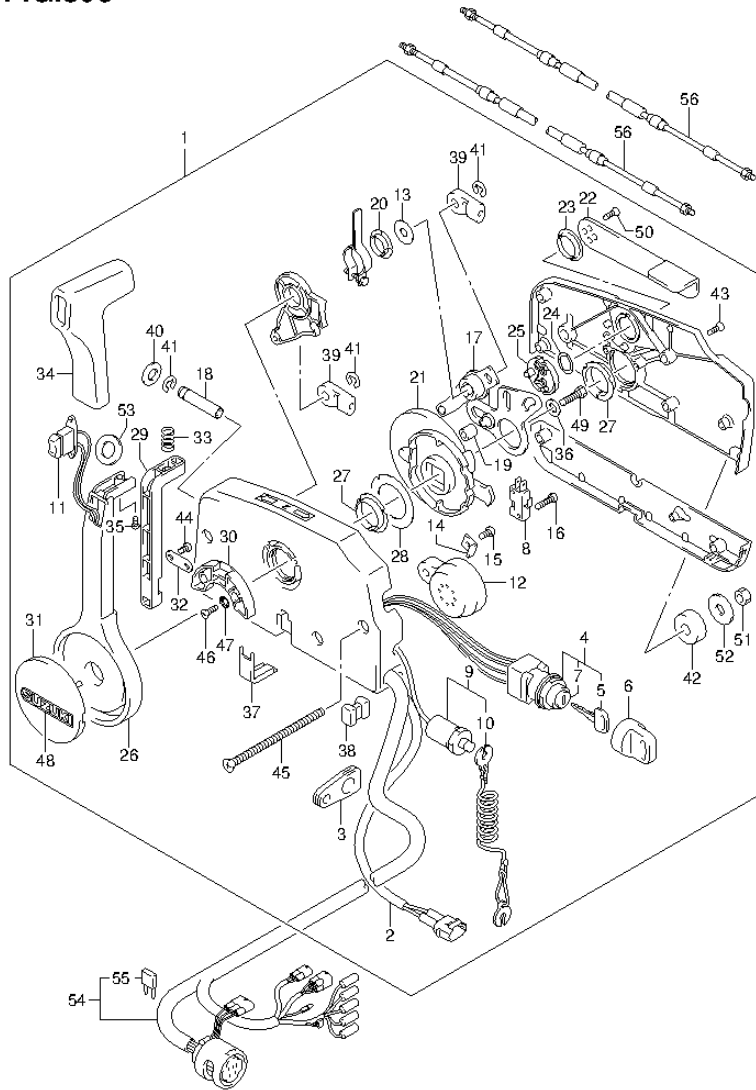
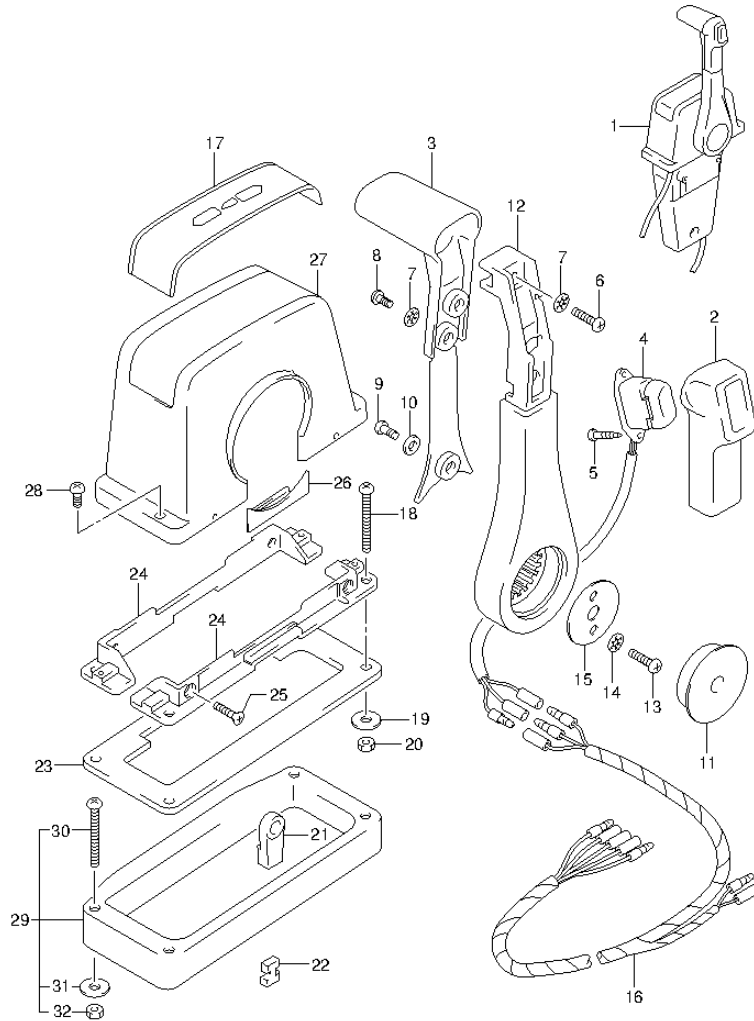


FIG.307

FIG.307 (3-F-8) OPT:REMOTE CONTROL ASSY SINGLE(1)



REF NO.	PART NO.	DESCRIPTION	Q'TY	REMARKS
1	67200-93J13	REMOTE CONTROL ASSY	1	PUSH
2	67261-93J00	.GRIP, NO.1	1	
3	67263-93J00	.GRIP, NO.2	1	
4	37850-93J10	.SWITCH ASSY, PTT	1	
5	67295-92E10	.SCREW	2	
6	67296-88D10	.SCREW	1	
7	67288-92E20	.WASHER	3	
8	67295-92E00	.SCREW	2	
9	67296-92E70	.SCREW	1	
10	67288-92E40	.WASHER	1	
11	67257-92E00	.CAP, LEVER	1	
12	67251-93J00	.LEVER, HANDLE	1	
13	67296-92E60	.SCREW	2	
14	67288-92E30	.WASHER	2	
15	67253-92E00	.WASHER	1	
16	36890-93J00	.WIRE HARNESS	1	
17	67281-93J00	.DECAL	1	
18	67296-92E30	.SCREW	4	
19	09160-05024	.WASHER (5.5X16X1.5)	4	
20	67287-92E00	.NUT	4	
21	67275-95600	.END, CABLE	2	
22	67273-95600	.SPACER	1	
23	67273-92E00	.GROMMET	1	
24	67274-92E00	.FLANGE	2	
25	67296-95610	.SCREW	4	
26	67271-92E00	.COVER	1	
27	67211-93J00	.COVER	1	
28	67296-92E70	.SCREW	2	
29	67500-93J00	KIT, REMOCON SPACER SINGLE	1	
30	09125-05135	.SCREW (5X65)	4	
31	09160-05029	.WASHER (5.5X12X0.8)	4	
32	09140-05005	.NUT	4	

FIG.308

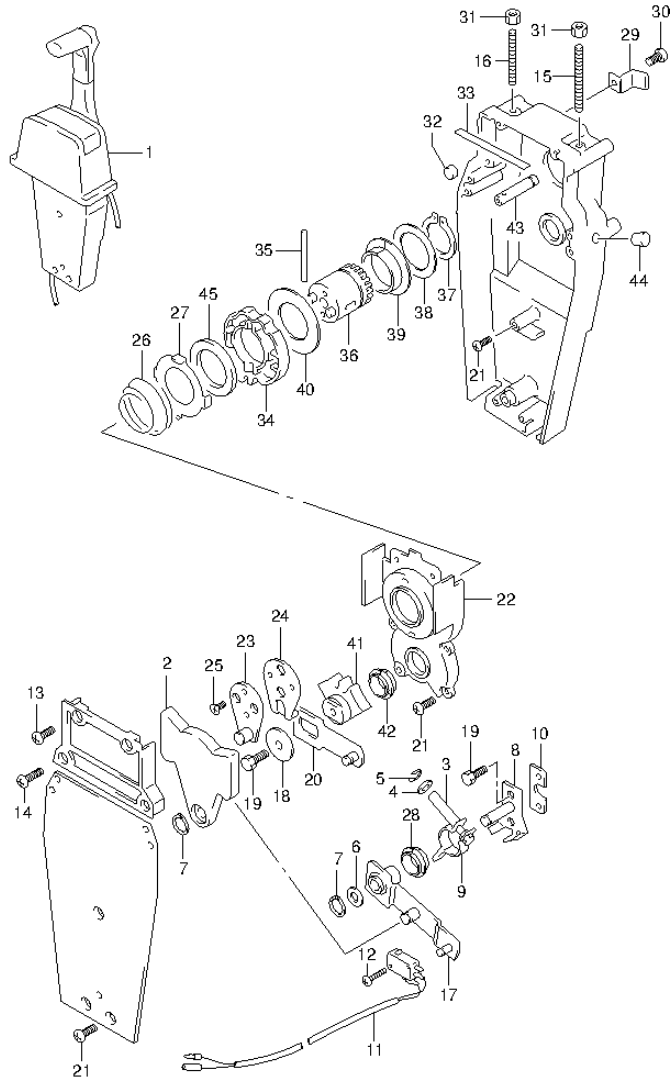


FIG.308 (3-F-9) OPT:REMOTE CONTROL ASSY SINGLE(2)

REF NO.	PART NO.	DESCRIPTION	Q'TY	REMARKS
1	67200-93J13	REMOTE CONTROL ASSY	1	PUSH
2	67222-92E00	.DUAL PLATE	1	
3	67223-92E00	.BRAKE ADJUST	1	
4	67288-92E00	.WASHER	1	
5	67292-94300	.E RING	4	
6	67288-92E10	.WASHER	1	
7	67291-92E00	.SNAP RING	2	
8	67221-92E00	.SHIFT ASSY	1	
9	67224-92E00	.BRAKE ARM ASSY	1	
10	67294-92E00	.SPACER	1	
11	37721-95500	.SWITCH ASSY, N/R	1	
12	67296-92E10	.SCREW (3X15)	2	
13	67296-88D10	.SCREW (5X16)	2	
14	67296-92E20	.SCREW (5X25)	2	
15	67226-92E00	.BOLT, STOPPER FRONT	1	
16	67226-92E10	.BOLT, STOPPER REAR	1	
17	67240-92E00	.ARM ASSY, THROTTLE	1	
18	67228-92E00	.WASHER	1	
19	67286-92E00	.BOLT (6X18)	3	
20	67230-92E00	.SHIFT ARM ASSY	1	
21	09125-05042	.SCREW (5X10)	9	
22	67234-92E00	.CASE, GEAR	1	
23	67245-92E00	.LEVER ASSY, THROTTLE	1	
24	67227-92E00	.STOPPER	1	
25	09126-06006	.SCREW (6X20)	2	
26	67233-92E00	.SPRING	1	
27	67235-92E00	.PLATE, SHIFT LOCK	1	
28	67232-95620	.BUSH	1	
29	67269-92E00	.BRACKET	1	
30	67296-88D10	.SCREW	1	
31	09140-06020	.NUT	2	
32	67236-92E00	.ROLLER	1	
33	67237-92E01	.SPRING	6	
34	67238-92E00	.GEAR, DRIVE	1	

FIG.308

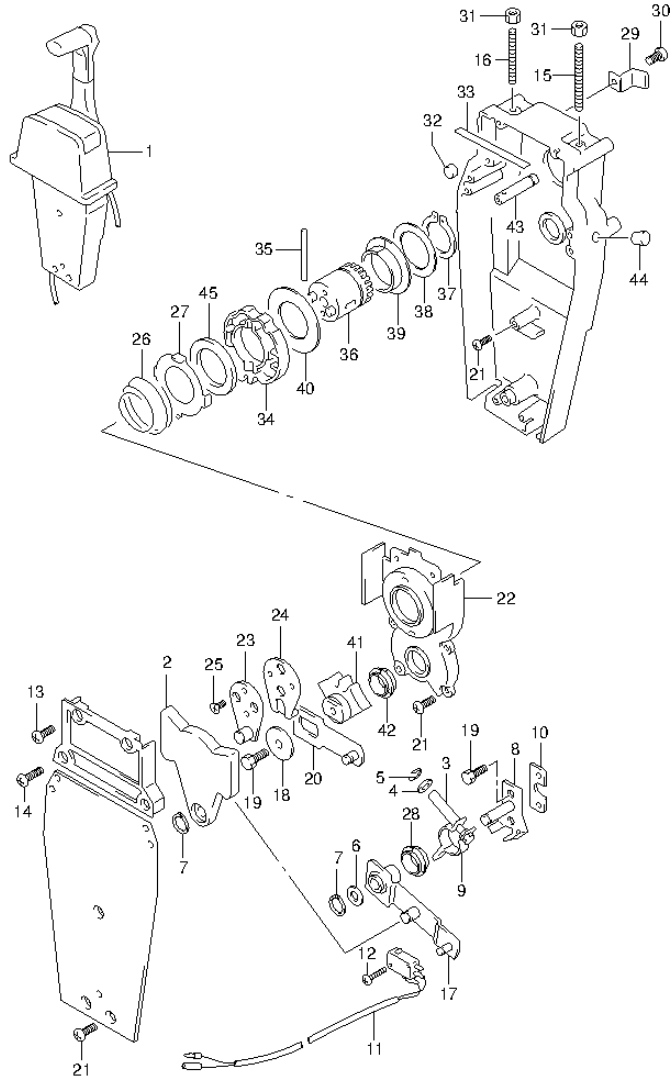
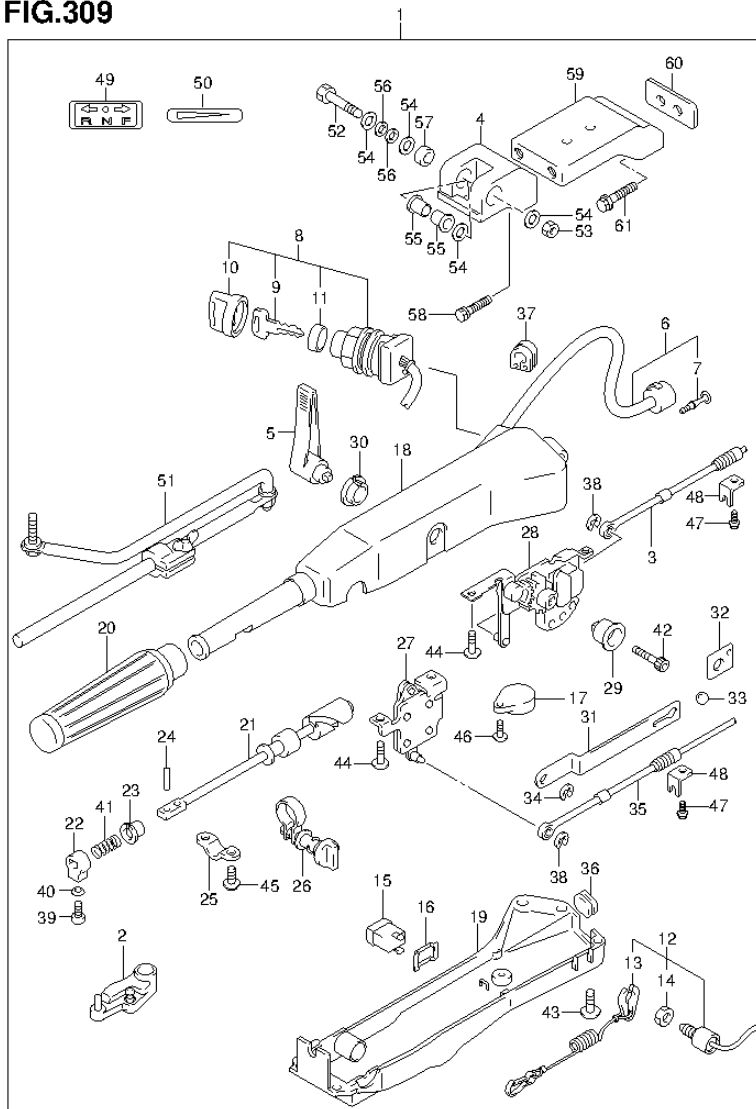


FIG.308 (3-F-10) OPT:REMOTE CONTROL ASSY SINGLE(2)

REF NO.	PART NO.	DESCRIPTION	Q'TY	REMARKS
35	67239-92E00	.PIN	1	
36	67246-92E00	.SHIFT, DRIVE	1	
37	67291-92E10	.SNAP RING	1	
38	67253-92E10	.WASHER	1	
39	67252-92E10	.BUSH	1	
40	67253-95600	.WASHER	1	
41	67231-92E00	.GEAR, SHIFT	1	
42	67232-95600	.BUSH	1	
43	67241-92E10	.ROD, FREE ACC	1	
44	67243-92E00	.CAP, HOLE	1	
45	67239-92E10	.PLATE, SHIFT PIN	1	

FIG.309

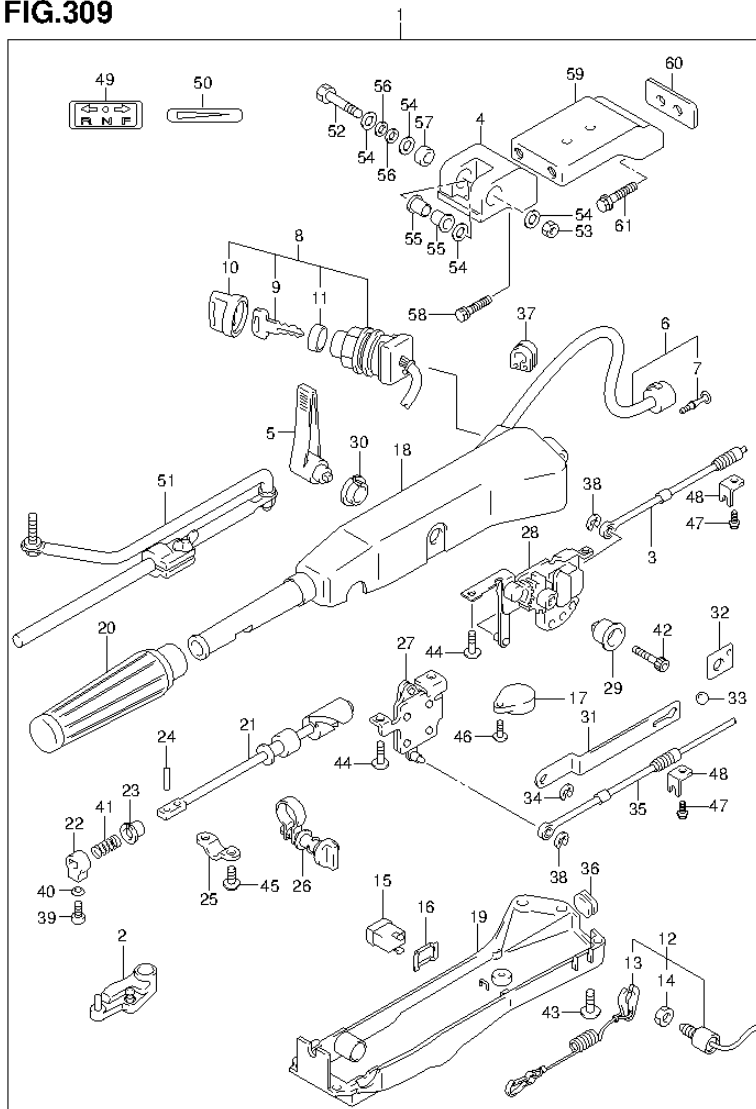
FIG.309 (3-F-11) OPT:TILLER HANDLE (DF40A E1)



REF NO.	PART NO.	DESCRIPTION	Q'TY	REMARKS
1	63002-88L06-OEP	TILLER HANDLE KIT (BLACK)	1	
2	19120-88L11	..LEVER, THROTTLE	1	
3	23230-88L00	..CABLE, SHIFT	1	
4	43761-87J30-OEP	..BRACKET, TILLER HANDLE (BLACK)	1	
5	21111-87J10-OEP	..LEVER, SHIFT (BLACK)	1	
6	36620-88L01	..WIRE, HANDLE	1	
7	36615-96300	..TERMINAL	3	
8	37110-87J21	..SWITCH, IGNITION	1	
9-1	37141-99E00	..KEY (931)	1	
9-2	37141-99E10	..KEY (932)	1	
9-3	37141-99E20	..KEY (933)	1	
9-4	37141-99E30	..KEY (934)	1	
9-5	37141-99E40	..KEY (935)	1	
9-6	37141-99E50	..KEY (936)	1	
9-7	37141-99E60	..KEY (937)	1	
9-8	37141-99E70	..KEY (938)	1	
9-9	37141-99E80	..KEY (939)	1	
9-10	37141-99E90	..KEY (940)	1	
9-11	37141-99EA0	..KEY (941)	1	
9-12	37141-99EB0	..KEY (942)	1	
10	37143-99E00	..CAP, KEY	1	
11	37149-93J00	..CAP, CYLINDER BODY	1	
12	37820-87J02	..SWITCH, EMERGENCY	1	
13	37823-92E01	..PLATE, LOCK	1	
14	37826-92E00	..NUT	1	
15	37850-87J00	..SWITCH ASSY, TRIM	1	
16	37852-87J00	..PLATE, TRIM SWITCH	1	
17	38500-92X50	..BUZZER	1	
18	63109-87J00-OEP	..HOUSING, TILLER HANDLE (BLACK)	1	
19	63121-87J04	..COVER, UNDER	1	
20	63210-93E30	..GRIP	1	
21	63221-87J00	..SHAFT, THROTTLE	1	
22	63223-92D00	..STOPPER, HANDLE ROD	1	

FIG.309

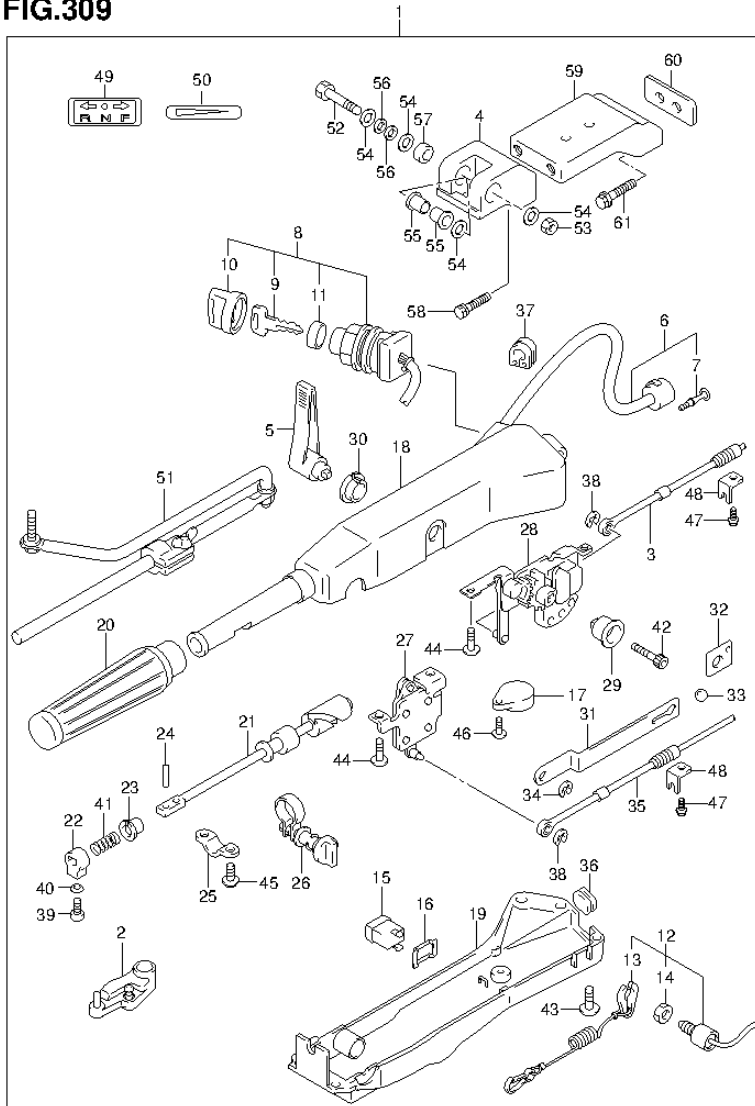
FIG.309 (3-F-12) OPT:TILLER HANDLE (DF40A E1)



REF NO.	PART NO.	DESCRIPTION	Q'TY	REMARKS
23	63225-93200	.BUSH, HANDLE ROD	1	
24	63227-93200	.PIN, HANDLE ROD	1	
25	63235-87J00	.PLATE, THROTTLE SHAFT	1	
26	63204-87J00	.ADJUSTER, THROTTLE GRIP	1	
27	63250-87J01	.ARM, THROTTLE	1	
28	63260-87J02	.GEAR, SHIFT	1	
29	63261-87J00	.BUSH, SHIFT GEAR	1	
30	63262-87J00	.BUSH, SHIFT LEVER	1	
31	63271-87J00	.PLATE, LOCK	1	
32	63272-87J00	.PLATE, BALL GUIDE	1	
33	63273-87J00	.BALL	1	
34	63274-87J00	.E RING	1	
35	63610-88L00	.CABLE, THROTTLE	1	
36	63625-99E00	.GROMMET, THROTTLE CABLE	1	
37	63626-99E01	.GROMMET, HANDLE WIRE	1	
38	67292-87J00	.E RING	2	
39	09126-06015	.SCREW (6X23)	1	
40	09163-06001	.LOCK WASHER	1	
41	09440-12027	.SPRING	1	
42	09106-08099	.BOLT (8X50)	1	
43	09125-05047	.SCREW (5X14)	6	
44	63251-87J00	.BOLT (6X12)	4	
45	09136-05008	.SCREW (5X12)	2	
46	02142-05207	.SCREW	1	
47	63611-87J00	.BOLT, CLAMP BRACKET	2	
48	63612-87J00	.BRACKET, CLAMP	2	
49	21131-96010	.MARK, CLUTCH SHIFT	1	
50	63215-93110	.MARK, HANDLE GRIP	1	
51	43770-99E03	.ADJUSTER, STEERING	1	
52	09100-10264	.BOLT (10X80)	1	
53	09159-10050	.NUT	1	
54	09160-10114	.WASHER (10.5X22X1.5)	4	
55	09306-10020	.BUSH	2	
56	09164-10016	.WASHER	2	

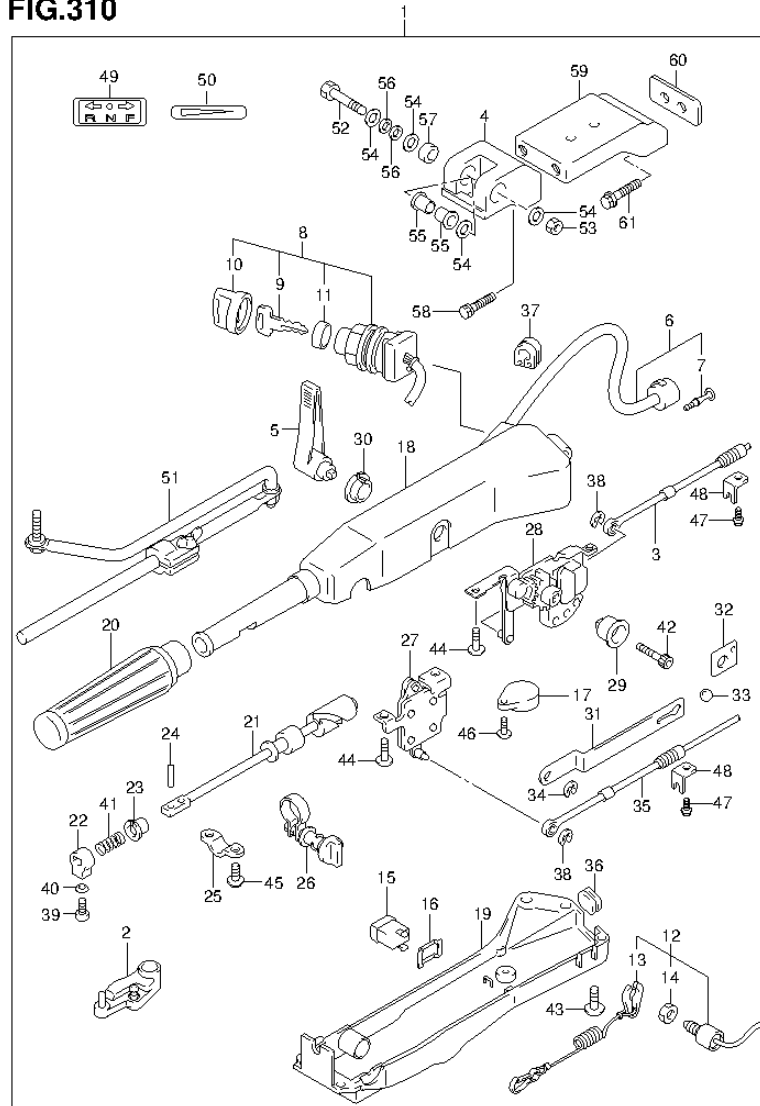
FIG.309

FIG.309 (3-F-13) OPT:TILLER HANDLE (DF40A E1)



REF NO.	PART NO.	DESCRIPTION	Q'TY	REMARKS
57	43768-90J01	.SPACER, TILLER HANDLE	1	
58	09117-10058	.BOLT (10X45)	2	
59	43755-87L12-0EP	.EXTENSION, STRG BRKT (BLACK)	1	
60	43776-87L00	.SPACER, STRG BRACKET	1	
61	09116-10150	.BOLT (10X55)	2	

FIG.310



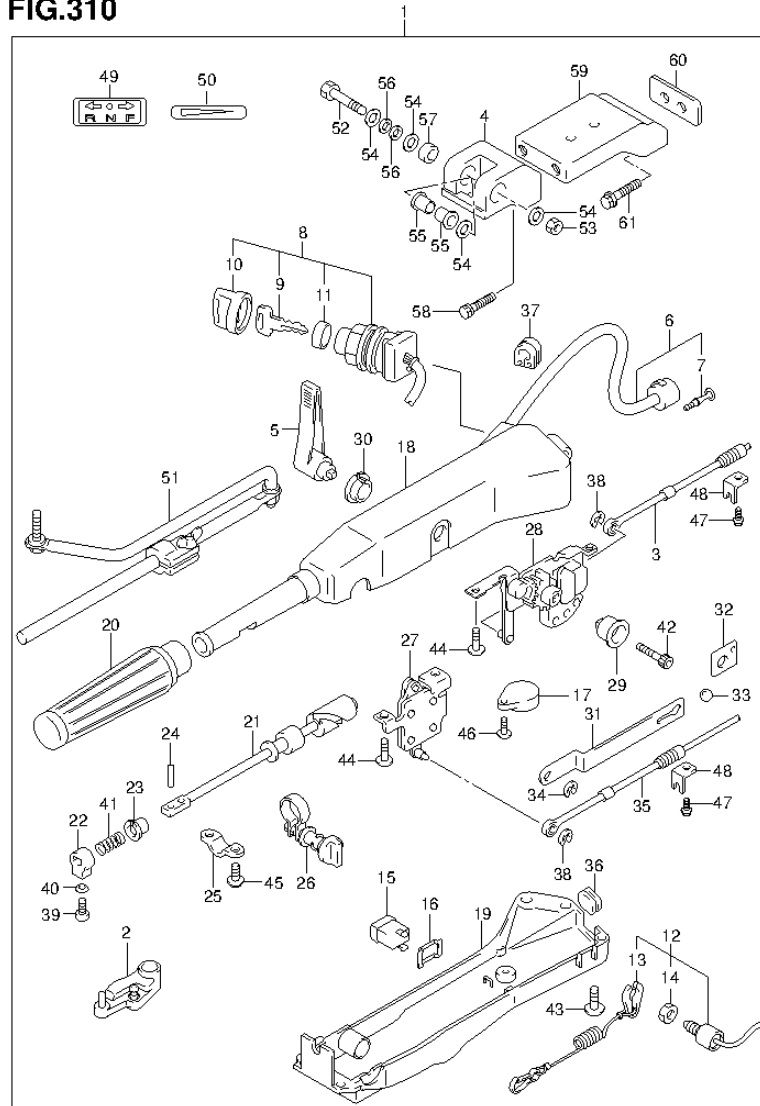
DF40A 50A 60A E01 012_310
OPT:TILLER HANDLE

FIG.310 (3-F-14) OPT:TILLER HANDLE (DF40AST E34)

REF NO.	PART NO.	DESCRIPTION	Q'TY	REMARKS
1	63002-88L06-0EP	TILLER HANDLE KIT (BLACK)	1	
2	19120-88L11	..LEVER, THROTTLE	1	
3	23230-88L00	..CABLE, SHIFT	1	
4	43761-87J30-0EP	..BRACKET, TILLER HANDLE (BLACK)	1	
5	21111-87J10-0EP	..LEVER, SHIFT (BLACK)	1	
6	36620-88L01	..WIRE, HANDLE	1	
7	36615-96300	..TERMINAL	3	
8	37110-87J21	..SWITCH, IGNITION	1	
9-1	37141-99E00	..KEY (931)	1	
9-2	37141-99E10	..KEY (932)	1	
9-3	37141-99E20	..KEY (933)	1	
9-4	37141-99E30	..KEY (934)	1	
9-5	37141-99E40	..KEY (935)	1	
9-6	37141-99E50	..KEY (936)	1	
9-7	37141-99E60	..KEY (937)	1	
9-8	37141-99E70	..KEY (938)	1	
9-9	37141-99E80	..KEY (939)	1	
9-10	37141-99E90	..KEY (940)	1	
9-11	37141-99EA0	..KEY (941)	1	
9-12	37141-99EB0	..KEY (942)	1	
10	37143-99E00	..CAP, KEY	1	
11	37149-93J00	..CAP, CYLINDER BODY	1	
12	37820-87J02	..SWITCH, EMERGENCY	1	
13	37823-92E01	..PLATE, LOCK	1	
14	37826-92E00	..NUT	1	
15	37850-87J00	..SWITCH ASSY, TRIM	1	
16	37852-87J00	..PLATE, TRIM SWITCH	1	
17	38500-92X50	..BUZZER	1	
18	63109-87J00-0EP	..HOUSING, TILLER HANDLE (BLACK)	1	
19	63121-87J04	..COVER, UNDER	1	
20	63210-93E30	..GRIP	1	
21	63221-87J00	..SHAFT, THROTTLE	1	
22	63223-92D00	..STOPPER, HANDLE ROD	1	

DF40A/50A/60A E01 01

FIG.310



DF40A 50A 60A E01 012_310
OPT:TILLER HANDLE

FIG.310 (3-F-15) OPT:TILLER HANDLE (DF40AST E34)

REF NO.	PART NO.	DESCRIPTION	Q'TY	REMARKS
23	63225-93200	.BUSH, HANDLE ROD	1	
24	63227-93200	.PIN, HANDLE ROD	1	
25	63235-87J00	.PLATE, THROTTLE SHAFT	1	
26	63204-87J00	.ADJUSTER, THROTTLE GRIP	1	
27	63250-87J01	.ARM, THROTTLE	1	
28	63260-87J02	.GEAR, SHIFT	1	
29	63261-87J00	.BUSH, SHIFT GEAR	1	
30	63262-87J00	.BUSH, SHIFT LEVER	1	
31	63271-87J00	.PLATE, LOCK	1	
32	63272-87J00	.PLATE, BALL GUIDE	1	
33	63273-87J00	.BALL	1	
34	63274-87J00	.E RING	1	
35	63610-88L00	.CABLE, THROTTLE	1	
36	63625-99E00	.GROMMET, THROTTLE CABLE	1	
37	63626-99E01	.GROMMET, HANDLE WIRE	1	
38	67292-87J00	.E RING	2	
39	09126-06015	.SCREW (6X23)	1	
40	09163-06001	.LOCK WASHER	1	
41	09440-12027	.SPRING	1	
42	09106-08099	.BOLT (8X50)	1	
43	09125-05047	.SCREW (5X14)	6	
44	63251-87J00	.BOLT (6X12)	4	
45	09136-05008	.SCREW (5X12)	2	
46	02142-05207	.SCREW	1	
47	63611-87J00	.BOLT, CLAMP BRACKET	2	
48	63612-87J00	.BRACKET, CLAMP	2	
49	21131-96010	.MARK, CLUTCH SHIFT	1	
50	63215-93110	.MARK, HANDLE GRIP	1	
51	43770-99E03	.ADJUSTER, STEERING	1	
52	09100-10264	.BOLT (10X80)	1	
53	09159-10050	.NUT	1	
54	09160-10114	.WASHER (10.5X22X1.5)	4	
55	09306-10020	.BUSH	2	
56	09164-10016	.WASHER	2	

DF40A/50A/60A E01 01

FIG.310

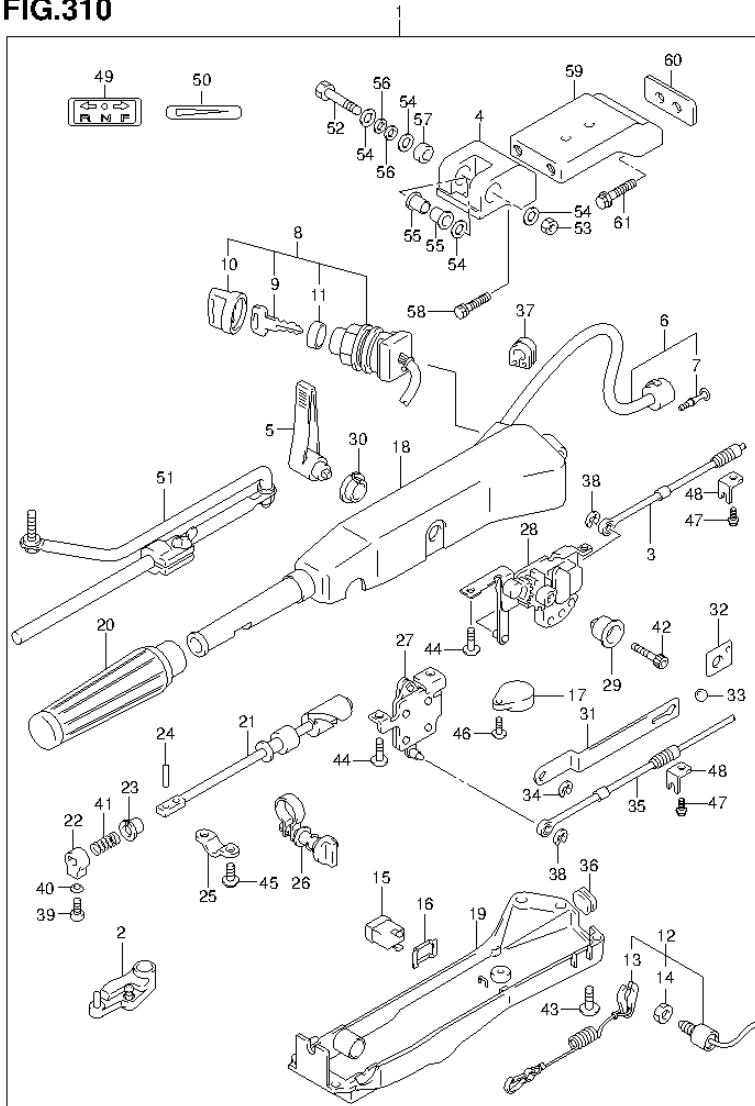


FIG.310 (3-G-2) OPT:TILLER HANDLE (DF40AST E34)

REF NO.	PART NO.	DESCRIPTION	Q'TY	REMARKS
57	43768-90J01	.SPACER, TILLER HANDLE	1	
58	09117-10058	.BOLT (10X45)	2	
59	43755-87L12-0EP	.EXTENSION, STRG BRKT (BLACK)	1	
60	43776-87L00	.SPACER, STRG BRACKET	1	
61	09116-10150	.BOLT (10X55)	2	

FIG.311

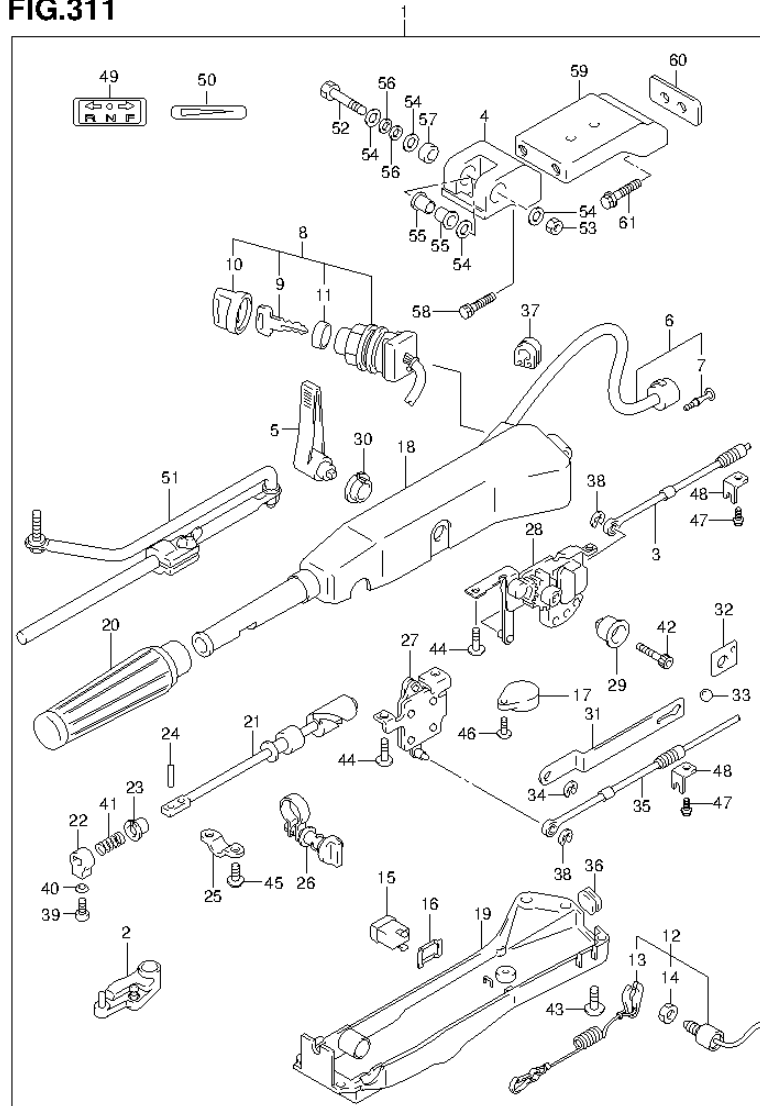
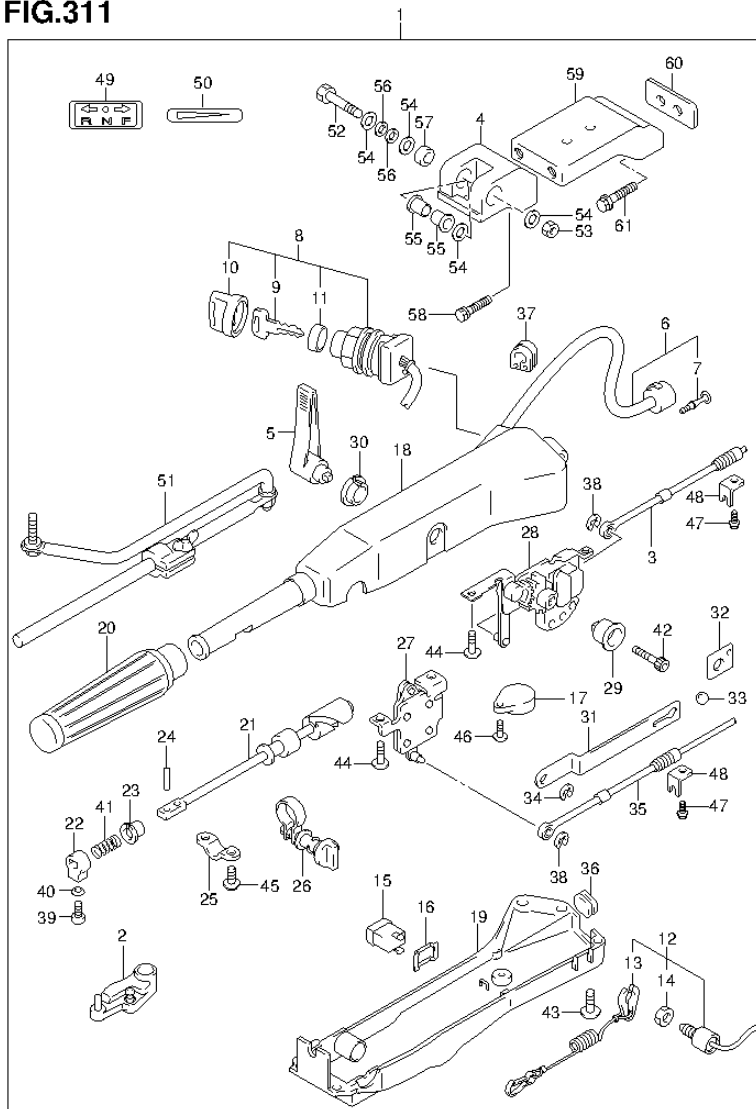


FIG.311 (3-G-3) OPT:TILLER HANDLE (DF50A E1)

REF NO.	PART NO.	DESCRIPTION	Q'TY	REMARKS
1	63002-88L06-0EP	TILLER HANDLE KIT (BLACK)	1	
2	19120-88L11	..LEVER, THROTTLE	1	
3	23230-88L00	..CABLE, SHIFT	1	
4	43761-87J30-0EP	..BRACKET, TILLER HANDLE (BLACK)	1	
5	21111-87J10-0EP	..LEVER, SHIFT (BLACK)	1	
6	36620-88L01	..WIRE, HANDLE	1	
7	36615-96300	..TERMINAL	3	
8	37110-87J21	..SWITCH, IGNITION	1	
9-1	37141-99E00	..KEY (931)	1	
9-2	37141-99E10	..KEY (932)	1	
9-3	37141-99E20	..KEY (933)	1	
9-4	37141-99E30	..KEY (934)	1	
9-5	37141-99E40	..KEY (935)	1	
9-6	37141-99E50	..KEY (936)	1	
9-7	37141-99E60	..KEY (937)	1	
9-8	37141-99E70	..KEY (938)	1	
9-9	37141-99E80	..KEY (939)	1	
9-10	37141-99E90	..KEY (940)	1	
9-11	37141-99EA0	..KEY (941)	1	
9-12	37141-99EB0	..KEY (942)	1	
10	37143-99E00	..CAP, KEY	1	
11	37149-93J00	..CAP, CYLINDER BODY	1	
12	37820-87J02	..SWITCH, EMERGENCY	1	
13	37823-92E01	..PLATE, LOCK	1	
14	37826-92E00	..NUT	1	
15	37850-87J00	..SWITCH ASSY, TRIM	1	
16	37852-87J00	..PLATE, TRIM SWITCH	1	
17	38500-92X50	..BUZZER	1	
18	63109-87J00-0EP	..HOUSING, TILLER HANDLE (BLACK)	1	
19	63121-87J04	..COVER, UNDER	1	
20	63210-93E30	..GRIP	1	
21	63221-87J00	..SHAFT, THROTTLE	1	
22	63223-92D00	..STOPPER, HANDLE ROD	1	

FIG.311

FIG.311 (3-G-4) OPT:TILLER HANDLE (DF50A E1)



REF NO.	PART NO.	DESCRIPTION	Q'TY	REMARKS
23	63225-93200	.BUSH, HANDLE ROD	1	
24	63227-93200	.PIN, HANDLE ROD	1	
25	63235-87J00	.PLATE, THROTTLE SHAFT	1	
26	63204-87J00	.ADJUSTER, THROTTLE GRIP	1	
27	63250-87J01	.ARM, THROTTLE	1	
28	63260-87J02	.GEAR, SHIFT	1	
29	63261-87J00	.BUSH, SHIFT GEAR	1	
30	63262-87J00	.BUSH, SHIFT LEVER	1	
31	63271-87J00	.PLATE, LOCK	1	
32	63272-87J00	.PLATE, BALL GUIDE	1	
33	63273-87J00	.BALL	1	
34	63274-87J00	.E RING	1	
35	63610-88L00	.CABLE, THROTTLE	1	
36	63625-99E00	.GROMMET, THROTTLE CABLE	1	
37	63626-99E01	.GROMMET, HANDLE WIRE	1	
38	67292-87J00	.E RING	2	
39	09126-06015	.SCREW (6X23)	1	
40	09163-06001	.LOCK WASHER	1	
41	09440-12027	.SPRING	1	
42	09106-08099	.BOLT (8X50)	1	
43	09125-05047	.SCREW (5X14)	6	
44	63251-87J00	.BOLT (6X12)	4	
45	09136-05008	.SCREW (5X12)	2	
46	02142-05207	.SCREW	1	
47	63611-87J00	.BOLT, CLAMP BRACKET	2	
48	63612-87J00	.BRACKET, CLAMP	2	
49	21131-96010	.MARK, CLUTCH SHIFT	1	
50	63215-93110	.MARK, HANDLE GRIP	1	
51	43770-99E03	.ADJUSTER, STEERING	1	
52	09100-10264	.BOLT (10X80)	1	
53	09159-10050	.NUT	1	
54	09160-10114	.WASHER (10.5X22X1.5)	4	
55	09306-10020	.BUSH	2	
56	09164-10016	.WASHER	2	

FIG.311

FIG.311 (3-G-5) OPT:TILLER HANDLE (DF50A E1)

REF NO.	PART NO.	DESCRIPTION	Q'TY	REMARKS
57	43768-90J01	.SPACER, TILLER HANDLE	1	
58	09117-10058	.BOLT (10X45)	2	
59	43755-87L12-0EP	.EXTENSION, STRG BRKT (BLACK)	1	
60	43776-87L00	.SPACER, STRG BRACKET	1	
61	09116-10150	.BOLT (10X55)	2	

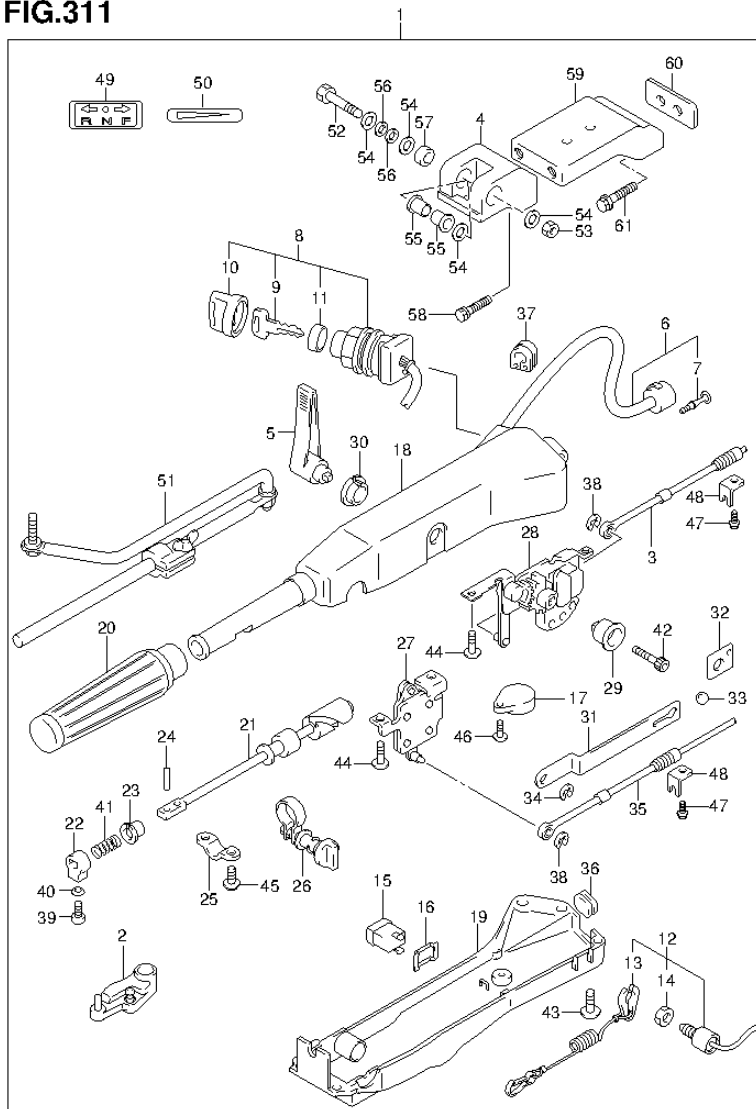


FIG.312

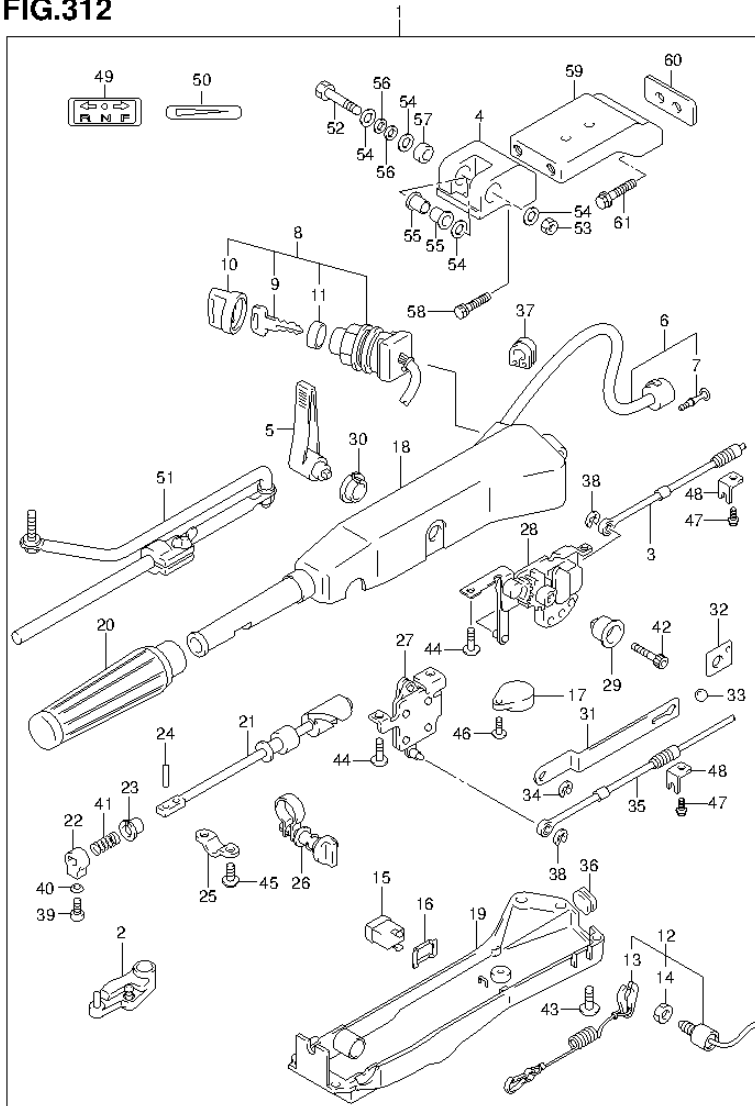


FIG.312 (3-G-6) OPT:TILLER HANDLE (DF60A E1)

REF NO.	PART NO.	DESCRIPTION	Q'TY	REMARKS
1	63002-88L06-OEP	TILLER HANDLE KIT (BLACK)	1	
2	19120-88L11	..LEVER, THROTTLE	1	
3	23230-88L00	..CABLE, SHIFT	1	
4	43761-87J30-OEP	..BRACKET, TILLER HANDLE (BLACK)	1	
5	21111-87J10-OEP	..LEVER, SHIFT (BLACK)	1	
6	36620-88L01	..WIRE, HANDLE	1	
7	36615-96300	..TERMINAL	3	
8	37110-87J21	..SWITCH, IGNITION	1	
9-1	37141-99E00	..KEY (931)	1	
9-2	37141-99E10	..KEY (932)	1	
9-3	37141-99E20	..KEY (933)	1	
9-4	37141-99E30	..KEY (934)	1	
9-5	37141-99E40	..KEY (935)	1	
9-6	37141-99E50	..KEY (936)	1	
9-7	37141-99E60	..KEY (937)	1	
9-8	37141-99E70	..KEY (938)	1	
9-9	37141-99E80	..KEY (939)	1	
9-10	37141-99E90	..KEY (940)	1	
9-11	37141-99EA0	..KEY (941)	1	
9-12	37141-99EB0	..KEY (942)	1	
10	37143-99E00	..CAP, KEY	1	
11	37149-93J00	..CAP, CYLINDER BODY	1	
12	37820-87J02	..SWITCH, EMERGENCY	1	
13	37823-92E01	..PLATE, LOCK	1	
14	37826-92E00	..NUT	1	
15	37850-87J00	..SWITCH ASSY, TRIM	1	
16	37852-87J00	..PLATE, TRIM SWITCH	1	
17	38500-92X50	..BUZZER	1	
18	63109-87J00-OEP	..HOUSING, TILLER HANDLE (BLACK)	1	
19	63121-87J04	..COVER, UNDER	1	
20	63210-93E30	..GRIP	1	
21	63221-87J00	..SHAFT, THROTTLE	1	
22	63223-92D00	..STOPPER, HANDLE ROD	1	

FIG.312

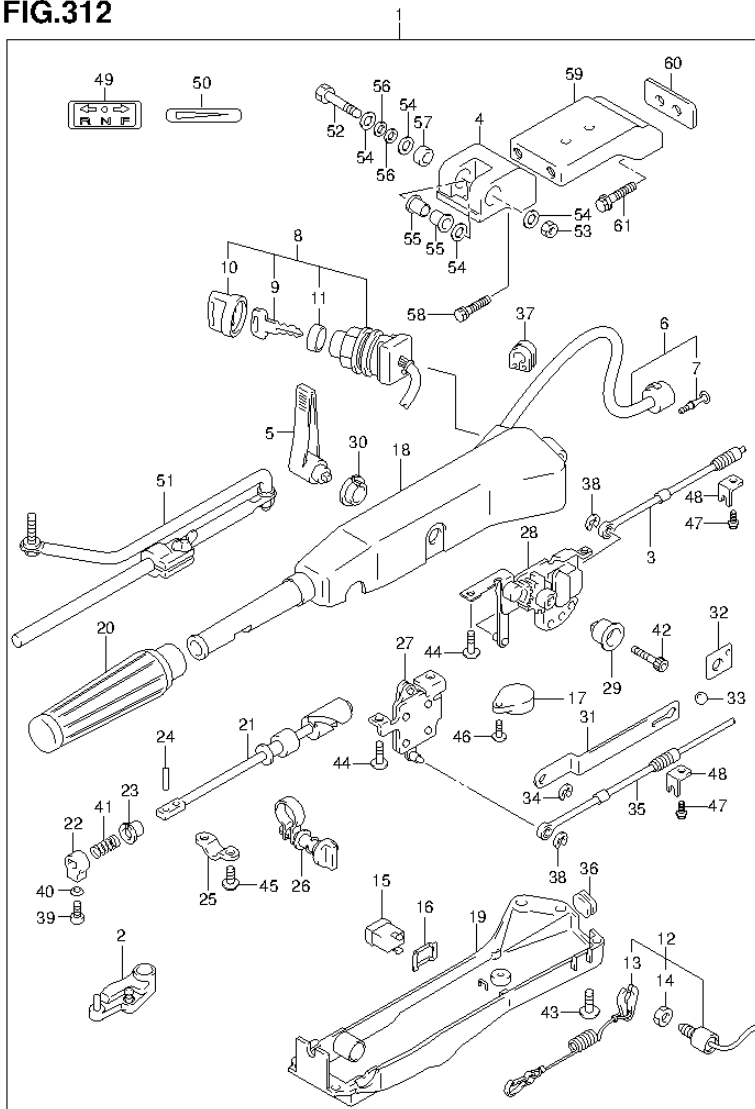
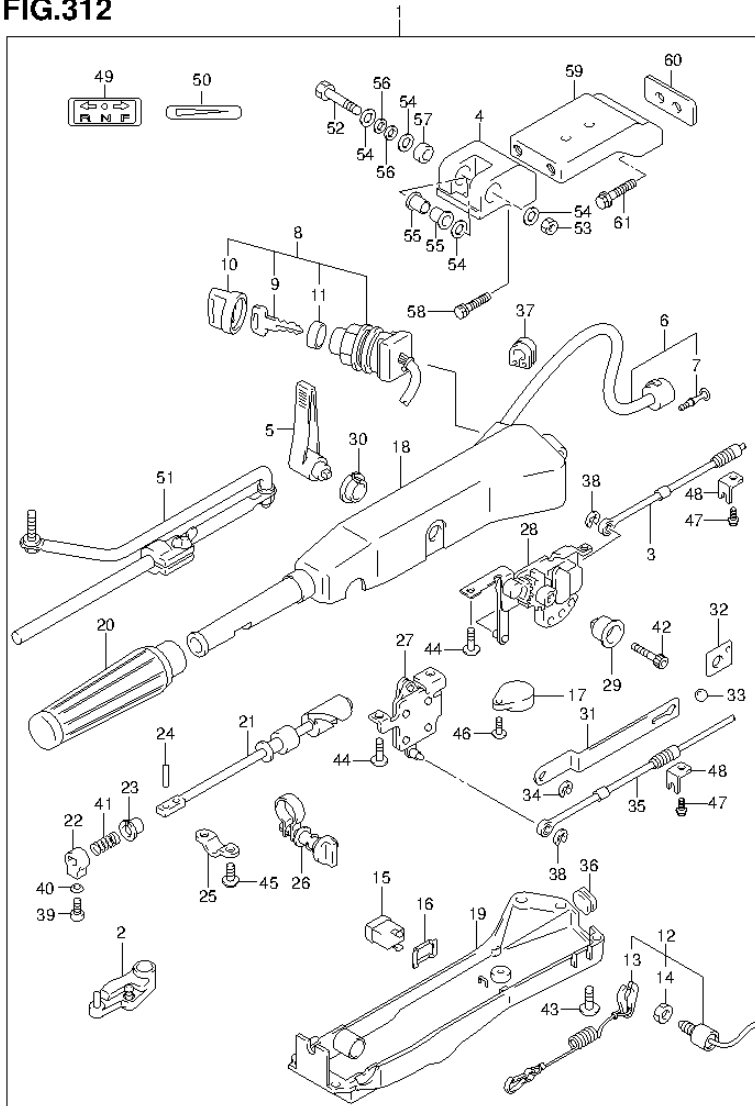


FIG.312 (3-G-7) OPT:TILLER HANDLE (DF60A E1)

REF NO.	PART NO.	DESCRIPTION	Q'TY	REMARKS
23	63225-93200	.BUSH, HANDLE ROD	1	
24	63227-93200	.PIN, HANDLE ROD	1	
25	63235-87J00	.PLATE, THROTTLE SHAFT	1	
26	63204-87J00	.ADJUSTER, THROTTLE GRIP	1	
27	63250-87J01	.ARM, THROTTLE	1	
28	63260-87J02	.GEAR, SHIFT	1	
29	63261-87J00	.BUSH, SHIFT GEAR	1	
30	63262-87J00	.BUSH, SHIFT LEVER	1	
31	63271-87J00	.PLATE, LOCK	1	
32	63272-87J00	.PLATE, BALL GUIDE	1	
33	63273-87J00	.BALL	1	
34	63274-87J00	.E RING	1	
35	63610-88L00	.CABLE, THROTTLE	1	
36	63625-99E00	.GROMMET, THROTTLE CABLE	1	
37	63626-99E01	.GROMMET, HANDLE WIRE	1	
38	67292-87J00	.E RING	2	
39	09126-06015	.SCREW (6X23)	1	
40	09163-06001	.LOCK WASHER	1	
41	09440-12027	.SPRING	1	
42	09106-08099	.BOLT (8X50)	1	
43	09125-05047	.SCREW (5X14)	6	
44	63251-87J00	.BOLT (6X12)	4	
45	09136-05008	.SCREW (5X12)	2	
46	02142-05207	.SCREW	1	
47	63611-87J00	.BOLT, CLAMP BRACKET	2	
48	63612-87J00	.BRACKET, CLAMP	2	
49	21131-96010	.MARK, CLUTCH SHIFT	1	
50	63215-93110	.MARK, HANDLE GRIP	1	
51	43770-99E03	.ADJUSTER, STEERING	1	
52	09100-10264	.BOLT (10X80)	1	
53	09159-10050	.NUT	1	
54	09160-10114	.WASHER (10.5X22X1.5)	4	
55	09306-10020	.BUSH	2	
56	09164-10016	.WASHER	2	

FIG.312

FIG.312 (3-G-8) OPT:TILLER HANDLE (DF60A E1)



REF NO.	PART NO.	DESCRIPTION	Q'TY	REMARKS
57	43768-90J01	.SPACER, TILLER HANDLE	1	
58	09117-10058	.BOLT (10X45)	2	
59	43755-87L12-0EP	.EXTENSION, STRG BRKT (BLACK)	1	
60	43776-87L00	.SPACER, STRG BRACKET	1	
61	09116-10150	.BOLT (10X55)	2	

FIG.313

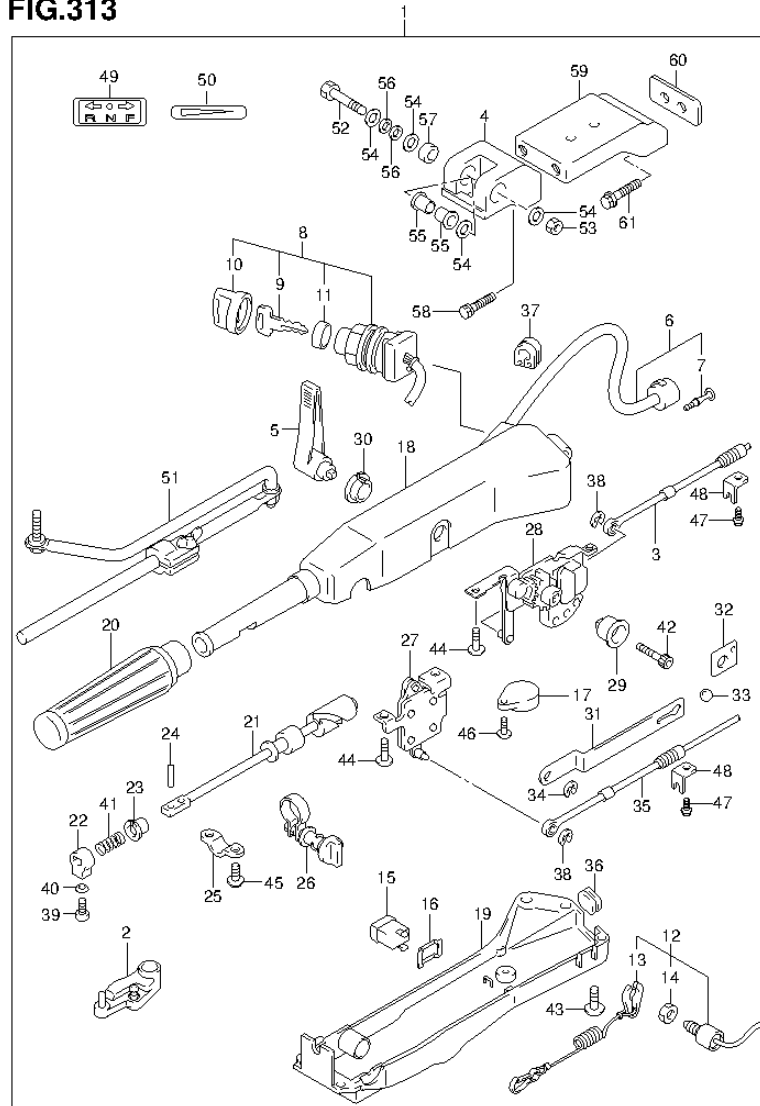
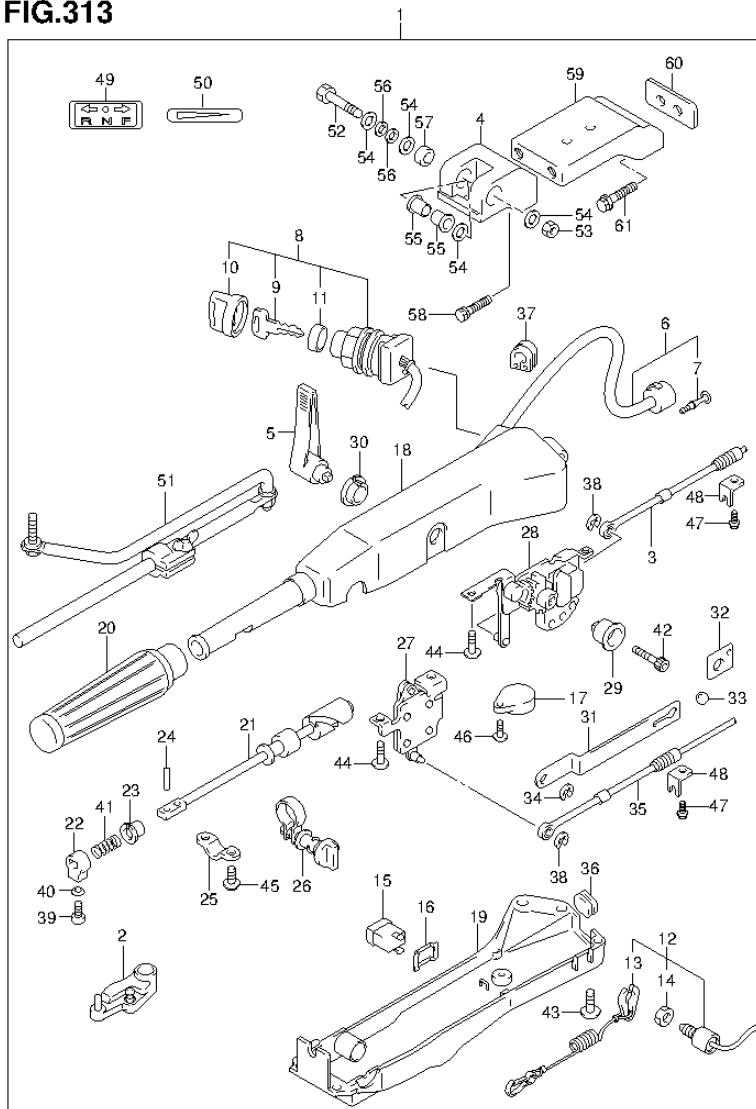


FIG.313 (3-G-9) OPT:TILLER HANDLE (DF60A E40)

REF NO.	PART NO.	DESCRIPTION	Q'TY	REMARKS
1	63002-88L06-OEP	TILLER HANDLE KIT (BLACK)	1	
2	19120-88L11	..LEVER, THROTTLE	1	
3	23230-88L00	..CABLE, SHIFT	1	
4	43761-87J30-OEP	..BRACKET, TILLER HANDLE (BLACK)	1	
5	21111-87J10-OEP	..LEVER, SHIFT (BLACK)	1	
6	36620-88L01	..WIRE, HANDLE	1	
7	36615-96300	..TERMINAL	3	
8	37110-87J21	..SWITCH, IGNITION	1	
9-1	37141-99E00	..KEY (931)	1	
9-2	37141-99E10	..KEY (932)	1	
9-3	37141-99E20	..KEY (933)	1	
9-4	37141-99E30	..KEY (934)	1	
9-5	37141-99E40	..KEY (935)	1	
9-6	37141-99E50	..KEY (936)	1	
9-7	37141-99E60	..KEY (937)	1	
9-8	37141-99E70	..KEY (938)	1	
9-9	37141-99E80	..KEY (939)	1	
9-10	37141-99E90	..KEY (940)	1	
9-11	37141-99EA0	..KEY (941)	1	
9-12	37141-99EB0	..KEY (942)	1	
10	37143-99E00	..CAP, KEY	1	
11	37149-93J00	..CAP, CYLINDER BODY	1	
12	37820-87J02	..SWITCH, EMERGENCY	1	
13	37823-92E01	..PLATE, LOCK	1	
14	37826-92E00	..NUT	1	
15	37850-87J00	..SWITCH ASSY, TRIM	1	
16	37852-87J00	..PLATE, TRIM SWITCH	1	
17	38500-92X50	..BUZZER	1	
18	63109-87J00-OEP	..HOUSING, TILLER HANDLE (BLACK)	1	
19	63121-87J04	..COVER, UNDER	1	
20	63210-93E30	..GRIP	1	
21	63221-87J00	..SHAFT, THROTTLE	1	
22	63223-92D00	..STOPPER, HANDLE ROD	1	

FIG.313

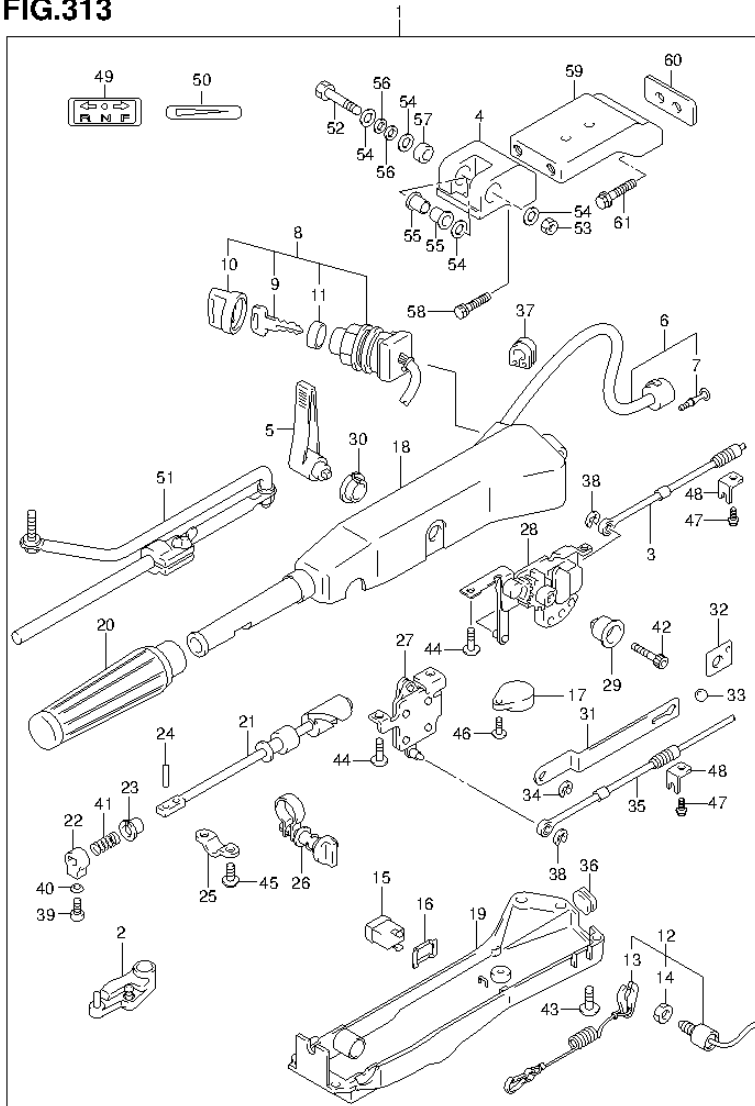
FIG.313 (3-G-10) OPT:TILLER HANDLE (DF60A E40)



REF NO.	PART NO.	DESCRIPTION	Q'TY	REMARKS
23	63225-93200	.BUSH, HANDLE ROD	1	
24	63227-93200	.PIN, HANDLE ROD	1	
25	63235-87J00	.PLATE, THROTTLE SHAFT	1	
26	63204-87J00	.ADJUSTER, THROTTLE GRIP	1	
27	63250-87J01	.ARM, THROTTLE	1	
28	63260-87J02	.GEAR, SHIFT	1	
29	63261-87J00	.BUSH, SHIFT GEAR	1	
30	63262-87J00	.BUSH, SHIFT LEVER	1	
31	63271-87J00	.PLATE, LOCK	1	
32	63272-87J00	.PLATE, BALL GUIDE	1	
33	63273-87J00	.BALL	1	
34	63274-87J00	.E RING	1	
35	63610-88L00	.CABLE, THROTTLE	1	
36	63625-99E00	.GROMMET, THROTTLE CABLE	1	
37	63626-99E01	.GROMMET, HANDLE WIRE	1	
38	67292-87J00	.E RING	2	
39	09126-06015	.SCREW (6X23)	1	
40	09163-06001	.LOCK WASHER	1	
41	09440-12027	.SPRING	1	
42	09106-08099	.BOLT (8X50)	1	
43	09125-05047	.SCREW (5X14)	6	
44	63251-87J00	.BOLT (6X12)	4	
45	09136-05008	.SCREW (5X12)	2	
46	02142-05207	.SCREW	1	
47	63611-87J00	.BOLT, CLAMP BRACKET	2	
48	63612-87J00	.BRACKET, CLAMP	2	
49	21131-96010	.MARK, CLUTCH SHIFT	1	
50	63215-93110	.MARK, HANDLE GRIP	1	
51	43770-99E03	.ADJUSTER, STEERING	1	
52	09100-10264	.BOLT (10X80)	1	
53	09159-10050	.NUT	1	
54	09160-10114	.WASHER (10.5X22X1.5)	4	
55	09306-10020	.BUSH	2	
56	09164-10016	.WASHER	2	

FIG.313

FIG.313 (3-G-11) OPT:TILLER HANDLE (DF60A E40)



REF NO.	PART NO.	DESCRIPTION	Q'TY	REMARKS
57	43768-90J01	.SPACER, TILLER HANDLE	1	
58	09117-10058	.BOLT (10X45)	2	
59	43755-87L12-0EP	.EXTENSION, STRG BRKT (BLACK)	1	
60	43776-87L00	.SPACER, STRG BRACKET	1	
61	09116-10150	.BOLT (10X55)	2	

FIG.314

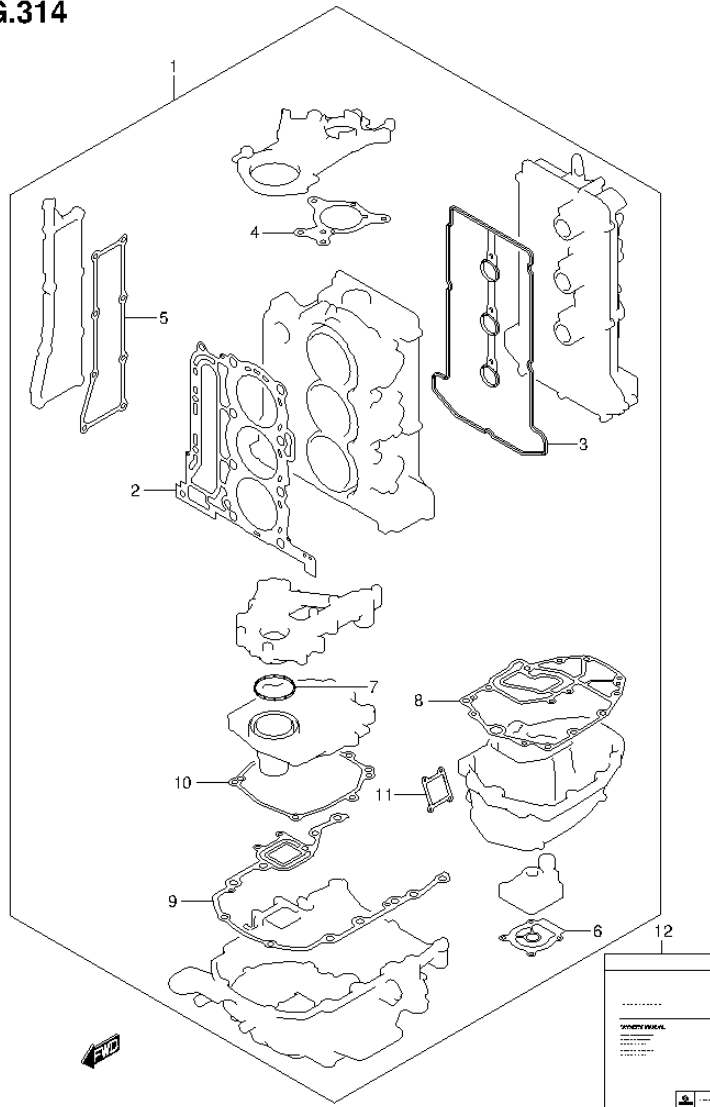


FIG.314 (3-G-12) OPT:GASKET SET (DF40A E1)

REF NO.	PART NO.	DESCRIPTION	Q'TY	REMARKS
1	11400-88870	GASKET SET	1	
2	11141-88L00	.GASKET, CYLINDER HEAD	1	
3	11189-88L00	.GASKET, CYLINDER HEAD COVER	1	
4	11413-88L00	.GASKET, UPPER OIL SEAL	1	
5	14151-88L00	.GASKET, EXHAUST COVER	1	
6	17472-96303	.GASKET, PUMP CASE UNDER	1	
7	11433-88L00	.GASKET, UNDER OIL SEAL	1	
8	11489-88L00	.GASKET, OIL PAN	1	
9	51211-88L00	.GASKET, ENGINE HOLDER	1	
10	51123-88L00	.GASKET, MOUNT CASE COVER	1	
11	11552-88L00	.GASKET, OIL PAN WTR JKT COV	1	
12-1	99011-88L10-054	MANUAL, OWNER'S (ENGLISH/VIETNAMESE)	1	
12-2	99011-88L10-059	MANUAL, OWNER'S (EN/FR/GE/IT/DU/SW)	1	

FIG.315

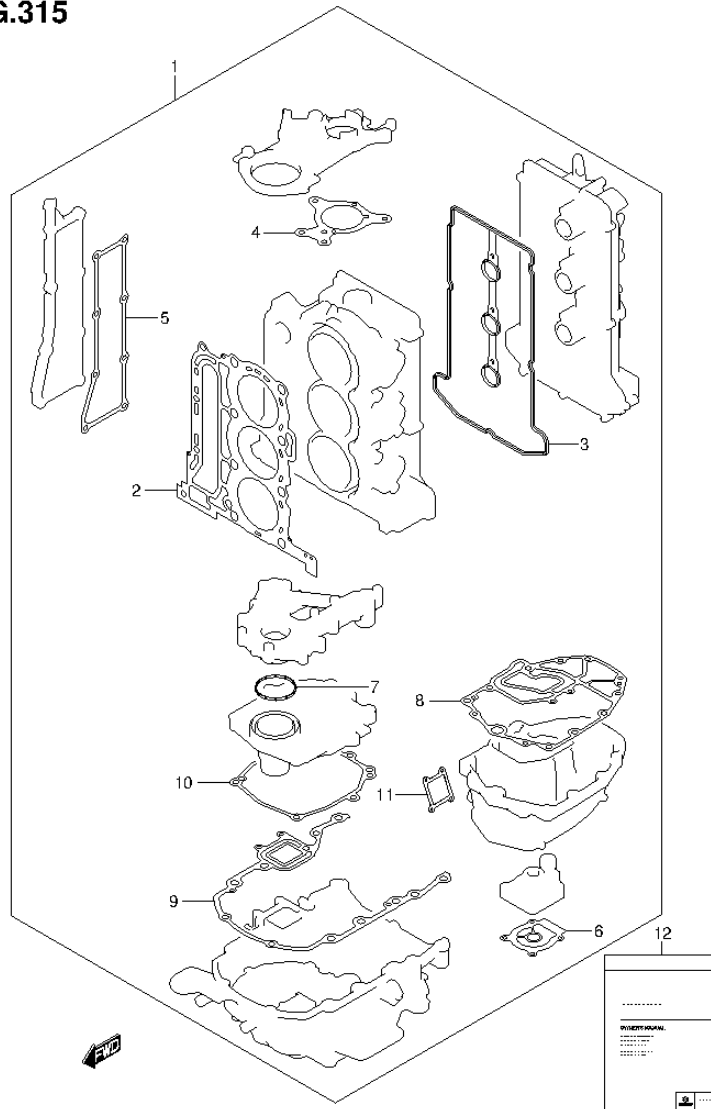


FIG.315 (3-G-13) OPT:GASKET SET (DF40AQH E1)

REF NO.	PART NO.	DESCRIPTION	Q'TY	REMARKS
1	11400-88870	GASKET SET	1	
2	11141-88L00	.GASKET, CYLINDER HEAD	1	
3	11189-88L00	.GASKET, CYLINDER HEAD COVER	1	
4	11413-88L00	.GASKET, UPPER OIL SEAL	1	
5	14151-88L00	.GASKET, EXHAUST COVER	1	
6	17472-96303	.GASKET, PUMP CASE UNDER	1	
7	11433-88L00	.GASKET, UNDER OIL SEAL	1	
8	11489-88L00	.GASKET, OIL PAN	1	
9	51211-88L00	.GASKET, ENGINE HOLDER	1	
10	51123-88L00	.GASKET, MOUNT CASE COVER	1	
11	11552-88L00	.GASKET, OIL PAN WTR JKT COV	1	
12-1	99011-88L10-054	MANUAL, OWNER'S (ENGLISH/VIETNAMESE)	1	
12-2	99011-88L10-059	MANUAL, OWNER'S (EN/FR/GE/IT/DU/SW)	1	

FIG.316

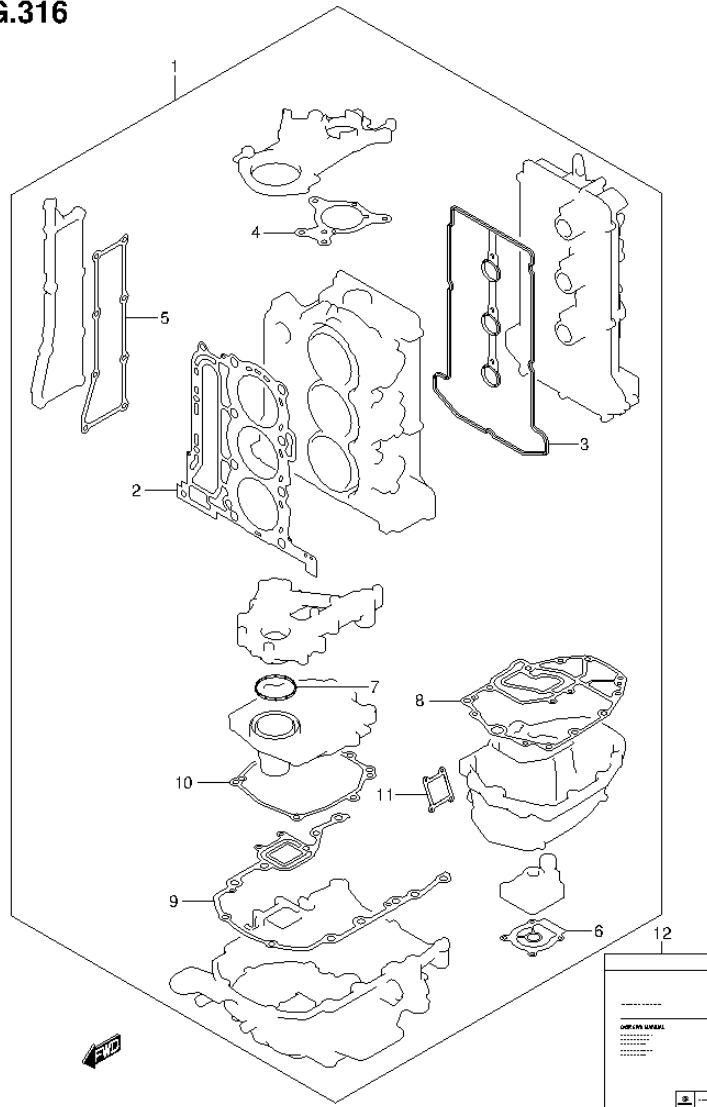


FIG.316 (3-G-14) OPT:GASKET SET (DF40AST E34)

REF NO.	PART NO.	DESCRIPTION	Q'TY	REMARKS
1	11400-88870	GASKET SET	1	
2	11141-88L00	.GASKET, CYLINDER HEAD	1	
3	11189-88L00	.GASKET, CYLINDER HEAD COVER	1	
4	11413-88L00	.GASKET, UPPER OIL SEAL	1	
5	14151-88L00	.GASKET, EXHAUST COVER	1	
6	17472-96303	.GASKET, PUMP CASE UNDER	1	
7	11433-88L00	.GASKET, UNDER OIL SEAL	1	
8	11489-88L00	.GASKET, OIL PAN	1	
9	51211-88L00	.GASKET, ENGINE HOLDER	1	
10	51123-88L00	.GASKET, MOUNT CASE COVER	1	
11	11552-88L00	.GASKET, OIL PAN WTR JKT COV	1	
12	99011-88L10-054	MANUAL, OWNER'S (ENGLISH/VIETNAMESE)	1	

FIG.317

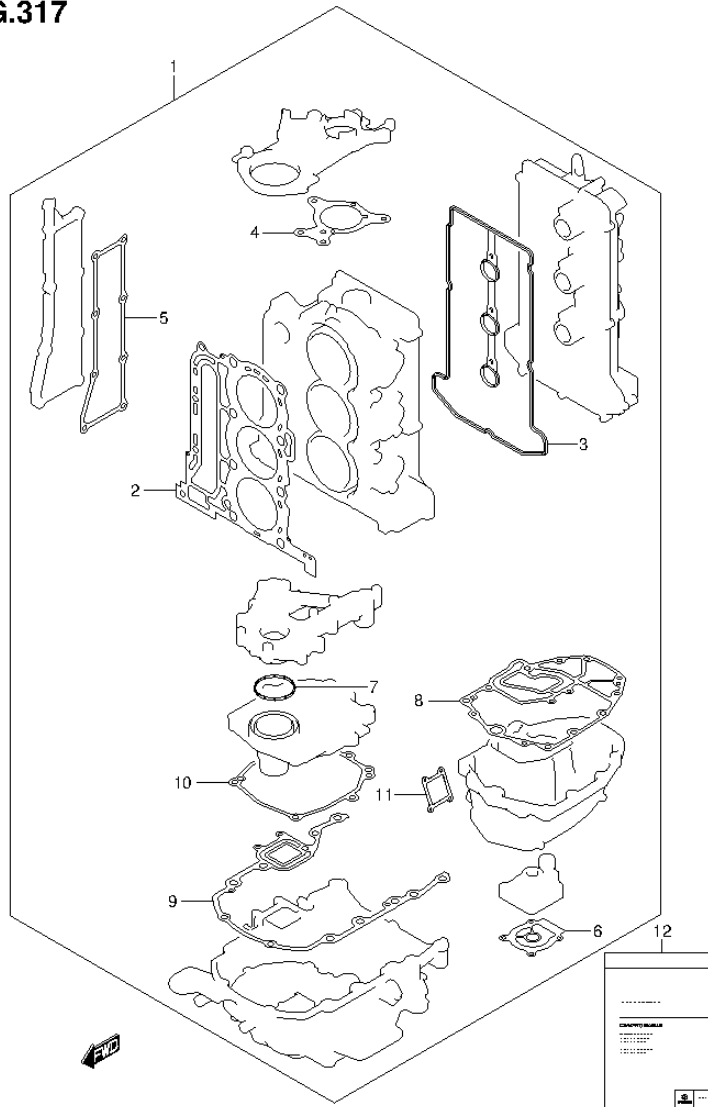


FIG.317 (3-G-15) OPT:GASKET SET (DF50A E1)

REF NO.	PART NO.	DESCRIPTION	Q'TY	REMARKS
1	11400-88870	GASKET SET	1	
2	11141-88L00	.GASKET, CYLINDER HEAD	1	
3	11189-88L00	.GASKET, CYLINDER HEAD COVER	1	
4	11413-88L00	.GASKET, UPPER OIL SEAL	1	
5	14151-88L00	.GASKET, EXHAUST COVER	1	
6	17472-96303	.GASKET, PUMP CASE UNDER	1	
7	11433-88L00	.GASKET, UNDER OIL SEAL	1	
8	11489-88L00	.GASKET, OIL PAN	1	
9	51211-88L00	.GASKET, ENGINE HOLDER	1	
10	51123-88L00	.GASKET, MOUNT CASE COVER	1	
11	11552-88L00	.GASKET, OIL PAN WTR JKT COV	1	
12-1	99011-88L10-054	MANUAL, OWNER'S (ENGLISH/VIETNAMESE)	1	
12-2	99011-88L10-059	MANUAL, OWNER'S (EN/FR/GE/IT/DU/SW)	1	

FIG.318

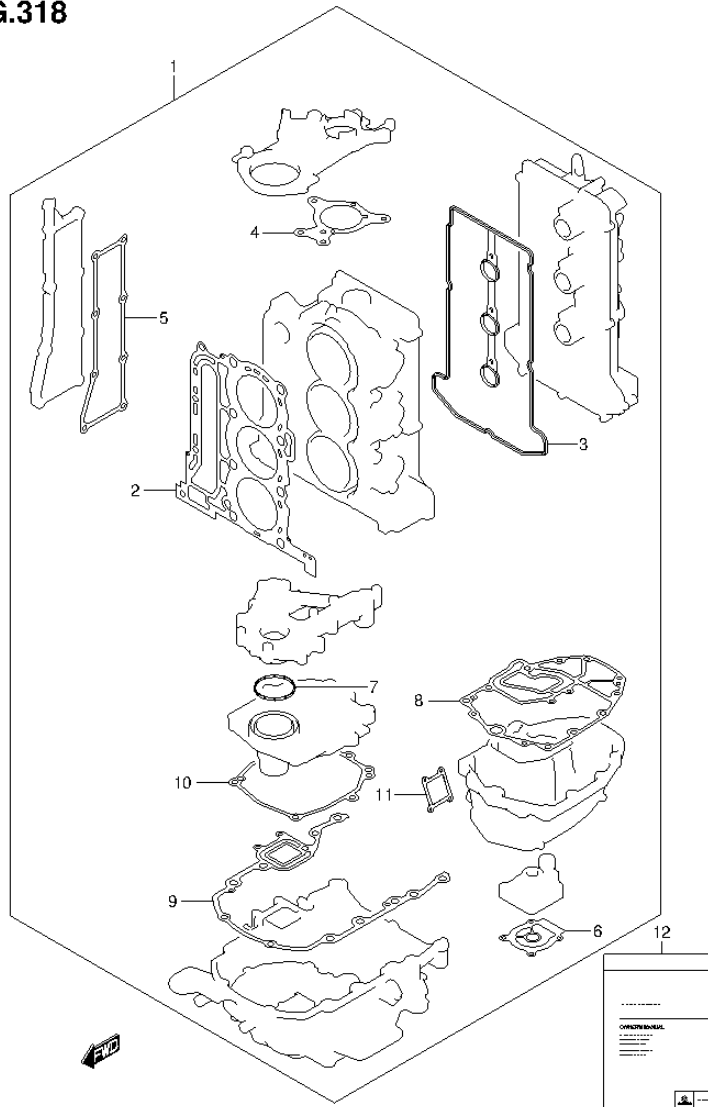


FIG.318 (3-H-2) OPT:GASKET SET (DF50ATH E1)

REF NO.	PART NO.	DESCRIPTION	Q'TY	REMARKS
1	11400-88870	GASKET SET	1	
2	11141-88L00	.GASKET, CYLINDER HEAD	1	
3	11189-88L00	.GASKET, CYLINDER HEAD COVER	1	
4	11413-88L00	.GASKET, UPPER OIL SEAL	1	
5	14151-88L00	.GASKET, EXHAUST COVER	1	
6	17472-96303	.GASKET, PUMP CASE UNDER	1	
7	11433-88L00	.GASKET, UNDER OIL SEAL	1	
8	11489-88L00	.GASKET, OIL PAN	1	
9	51211-88L00	.GASKET, ENGINE HOLDER	1	
10	51123-88L00	.GASKET, MOUNT CASE COVER	1	
11	11552-88L00	.GASKET, OIL PAN WTR JKT COV	1	
12-1	99011-88L10-054	MANUAL, OWNER'S (ENGLISH/VIETNAMESE)	1	
12-2	99011-88L10-059	MANUAL, OWNER'S (EN/FR/GE/IT/DU/SW)	1	

FIG.319

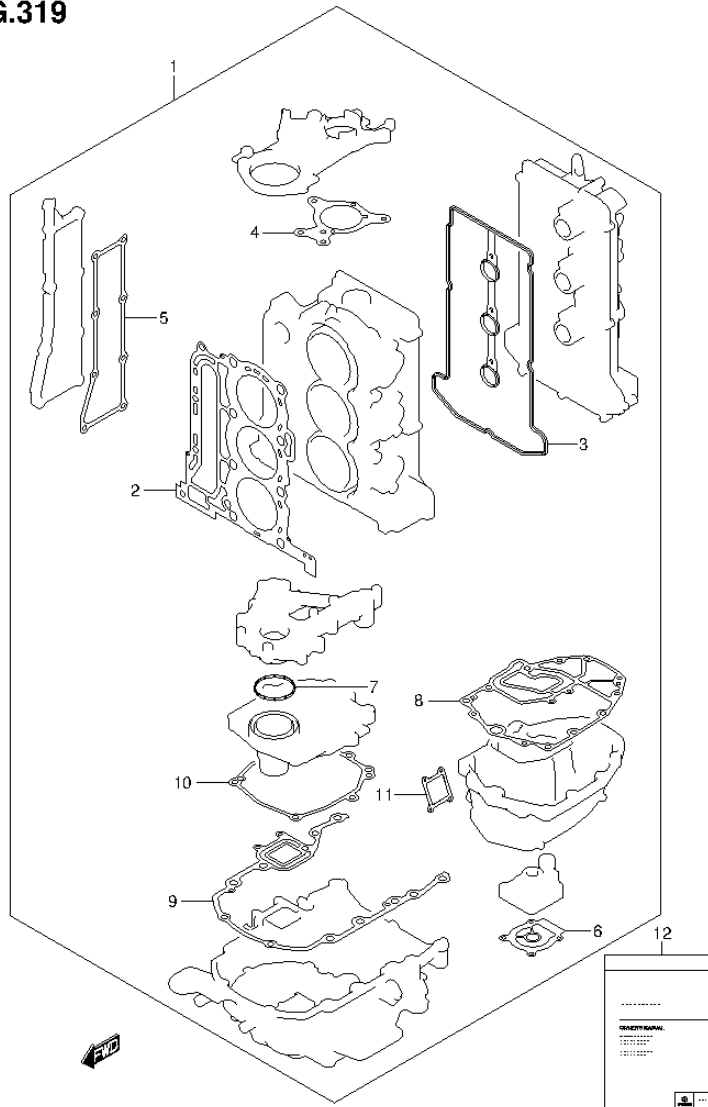


FIG.319 (3-H-3) OPT:GASKET SET (DF60A E1)

REF NO.	PART NO.	DESCRIPTION	Q'TY	REMARKS
1	11400-88870	GASKET SET	1	
2	11141-88L00	.GASKET, CYLINDER HEAD	1	
3	11189-88L00	.GASKET, CYLINDER HEAD COVER	1	
4	11413-88L00	.GASKET, UPPER OIL SEAL	1	
5	14151-88L00	.GASKET, EXHAUST COVER	1	
6	17472-96303	.GASKET, PUMP CASE UNDER	1	
7	11433-88L00	.GASKET, UNDER OIL SEAL	1	
8	11489-88L00	.GASKET, OIL PAN	1	
9	51211-88L00	.GASKET, ENGINE HOLDER	1	
10	51123-88L00	.GASKET, MOUNT CASE COVER	1	
11	11552-88L00	.GASKET, OIL PAN WTR JKT COV	1	
12-1	99011-88L10-054	MANUAL, OWNER'S (ENGLISH/VIETNAMESE)	1	
12-2	99011-88L10-059	MANUAL, OWNER'S (EN/FR/GE/IT/DU/SW)	1	

FIG.320

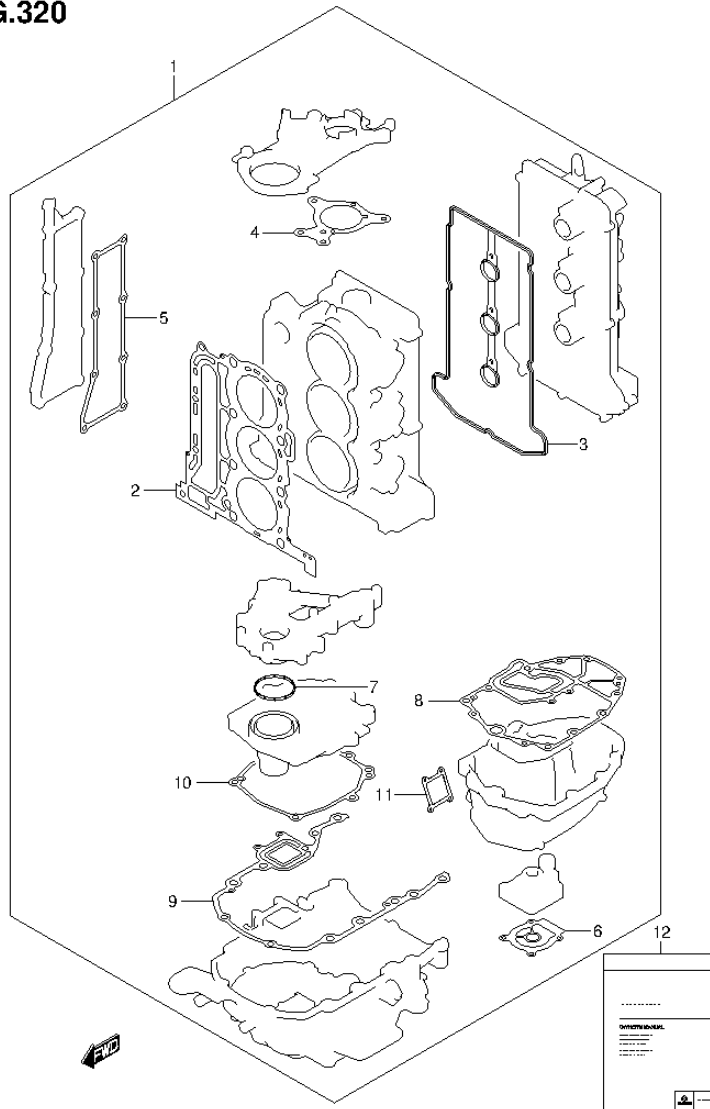


FIG.320 (3-H-4) OPT:GASKET SET (DF60A E40)

REF NO.	PART NO.	DESCRIPTION	Q'TY	REMARKS
1	11400-88870	GASKET SET	1	
2	11141-88L00	.GASKET, CYLINDER HEAD	1	
3	11189-88L00	.GASKET, CYLINDER HEAD COVER	1	
4	11413-88L00	.GASKET, UPPER OIL SEAL	1	
5	14151-88L00	.GASKET, EXHAUST COVER	1	
6	17472-96303	.GASKET, PUMP CASE UNDER	1	
7	11433-88L00	.GASKET, UNDER OIL SEAL	1	
8	11489-88L00	.GASKET, OIL PAN	1	
9	51211-88L00	.GASKET, ENGINE HOLDER	1	
10	51123-88L00	.GASKET, MOUNT CASE COVER	1	
11	11552-88L00	.GASKET, OIL PAN WTR JKT COV	1	
12	99011-88L10-059	MANUAL, OWNER'S (EN/FR/GE/IT/DU/SW)	1	

FIG.321

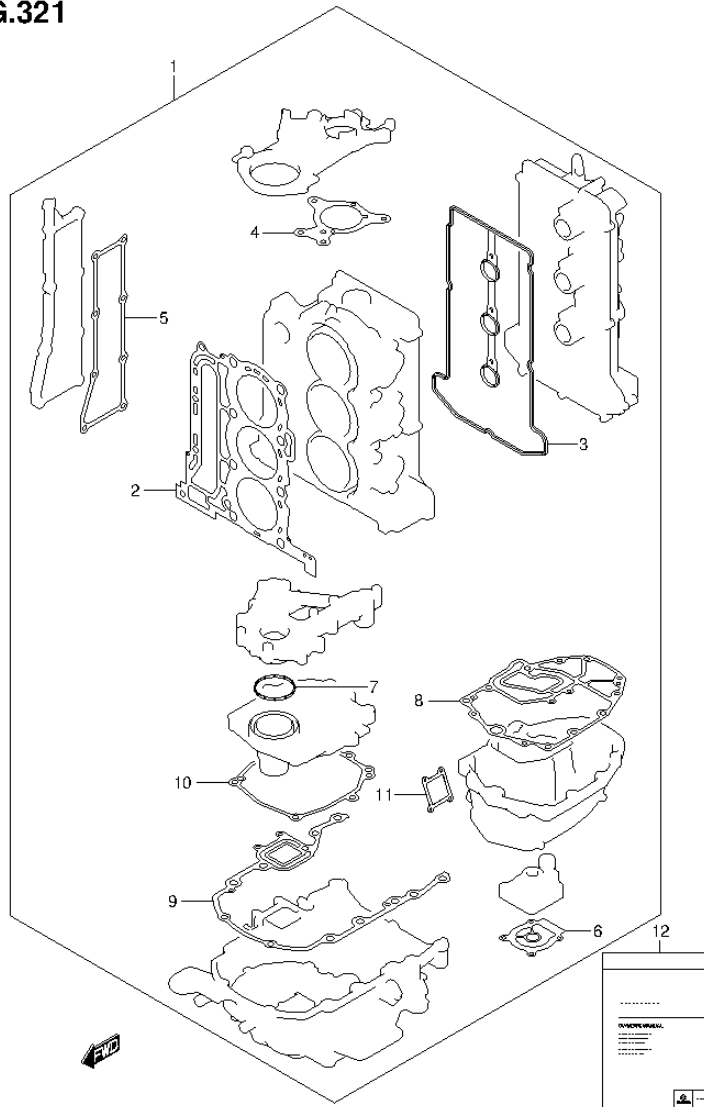


FIG.321 (3-H-5) OPT:GASKET SET (DF60AQH E1)

REF NO.	PART NO.	DESCRIPTION	Q'TY	REMARKS
1	11400-88870	GASKET SET	1	
2	11141-88L00	.GASKET, CYLINDER HEAD	1	
3	11189-88L00	.GASKET, CYLINDER HEAD COVER	1	
4	11413-88L00	.GASKET, UPPER OIL SEAL	1	
5	14151-88L00	.GASKET, EXHAUST COVER	1	
6	17472-96303	.GASKET, PUMP CASE UNDER	1	
7	11433-88L00	.GASKET, UNDER OIL SEAL	1	
8	11489-88L00	.GASKET, OIL PAN	1	
9	51211-88L00	.GASKET, ENGINE HOLDER	1	
10	51123-88L00	.GASKET, MOUNT CASE COVER	1	
11	11552-88L00	.GASKET, OIL PAN WTR JKT COV	1	
12-1	99011-88L10-054	MANUAL, OWNER'S (ENGLISH/VIETNAMESE)	1	
12-2	99011-88L10-059	MANUAL, OWNER'S (EN/FR/GE/IT/DU/SW)	1	

FIG.322

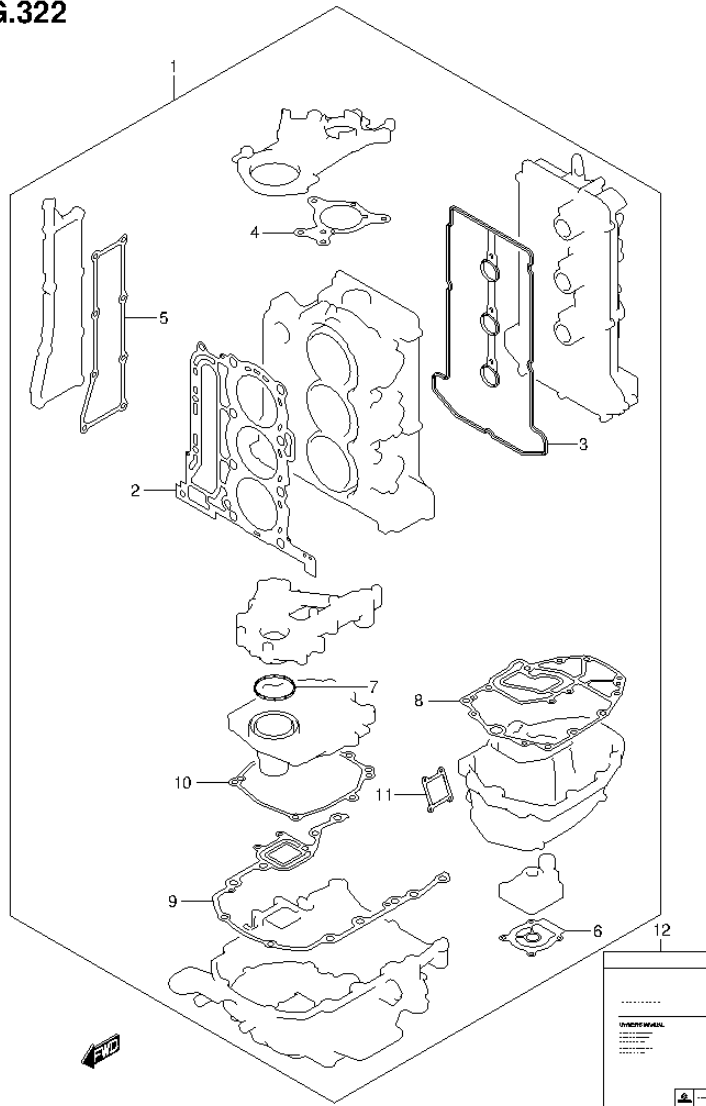


FIG.322 (3-H-6) OPT:GASKET SET (DF60AQH E40)

REF NO.	PART NO.	DESCRIPTION	Q'TY	REMARKS
1	11400-88870	GASKET SET	1	
2	11141-88L00	.GASKET, CYLINDER HEAD	1	
3	11189-88L00	.GASKET, CYLINDER HEAD COVER	1	
4	11413-88L00	.GASKET, UPPER OIL SEAL	1	
5	14151-88L00	.GASKET, EXHAUST COVER	1	
6	17472-96303	.GASKET, PUMP CASE UNDER	1	
7	11433-88L00	.GASKET, UNDER OIL SEAL	1	
8	11489-88L00	.GASKET, OIL PAN	1	
9	51211-88L00	.GASKET, ENGINE HOLDER	1	
10	51123-88L00	.GASKET, MOUNT CASE COVER	1	
11	11552-88L00	.GASKET, OIL PAN WTR JKT COV	1	
12	99011-88L10-059	MANUAL, OWNER'S (EN/FR/GE/IT/DU/SW)	1	

FIG.323

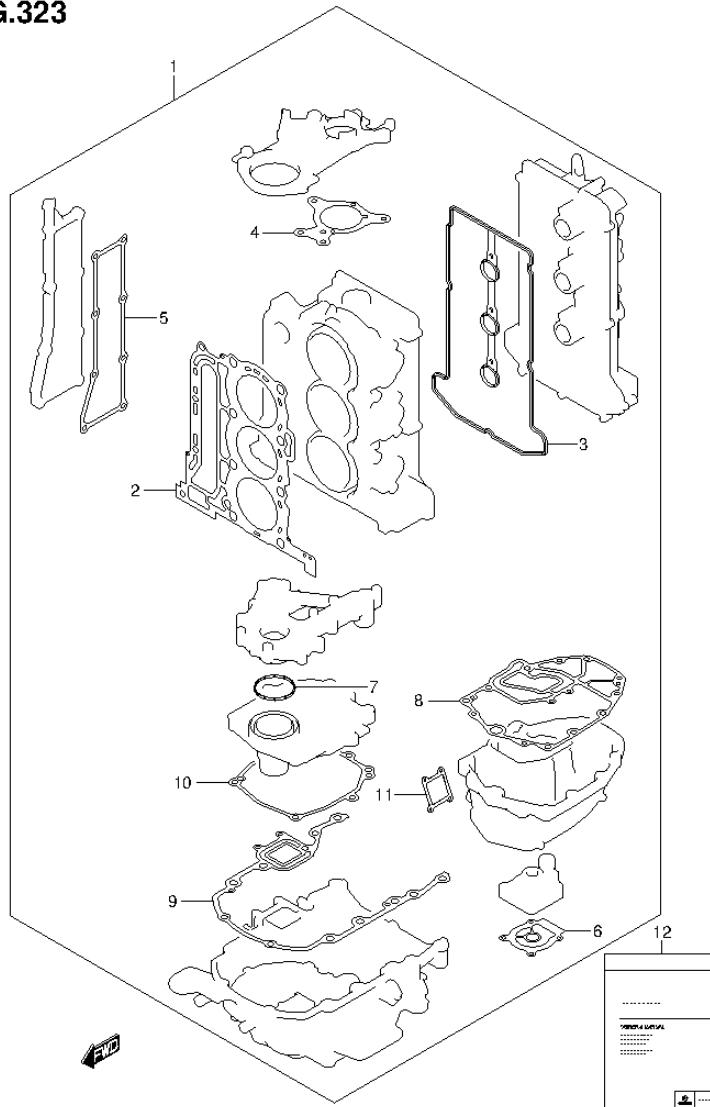


FIG.323 (3-H-7) OPT:GASKET SET (DF60ATH E1)

REF NO.	PART NO.	DESCRIPTION	Q'TY	REMARKS
1	11400-88870	GASKET SET	1	
2	11141-88L00	.GASKET, CYLINDER HEAD	1	
3	11189-88L00	.GASKET, CYLINDER HEAD COVER	1	
4	11413-88L00	.GASKET, UPPER OIL SEAL	1	
5	14151-88L00	.GASKET, EXHAUST COVER	1	
6	17472-96303	.GASKET, PUMP CASE UNDER	1	
7	11433-88L00	.GASKET, UNDER OIL SEAL	1	
8	11489-88L00	.GASKET, OIL PAN	1	
9	51211-88L00	.GASKET, ENGINE HOLDER	1	
10	51123-88L00	.GASKET, MOUNT CASE COVER	1	
11	11552-88L00	.GASKET, OIL PAN WTR JKT COV	1	
12-1	99011-88L10-054	MANUAL, OWNER'S (ENGLISH/VIETNAMESE)	1	
12-2	99011-88L10-059	MANUAL, OWNER'S (EN/FR/GE/IT/DU/SW)	1	

FIG.324

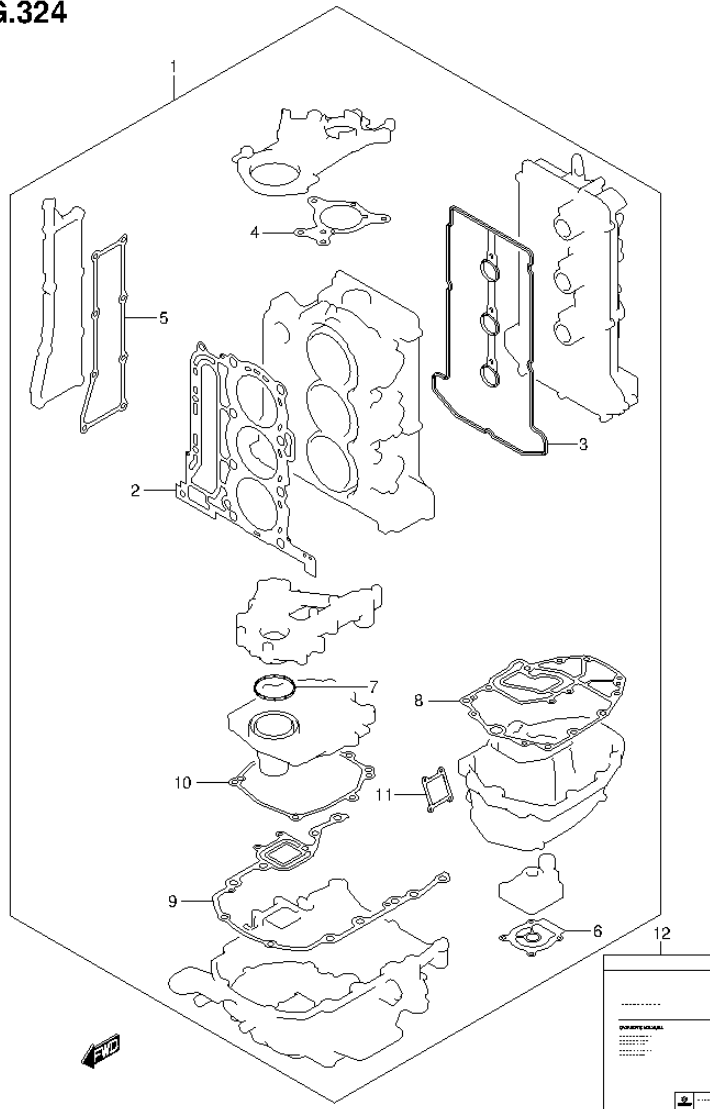


FIG.324 (3-H-8) OPT:GASKET SET (DF60ATH E40)

REF NO.	PART NO.	DESCRIPTION	Q'TY	REMARKS
1	11400-88870	GASKET SET	1	
2	11141-88L00	.GASKET, CYLINDER HEAD	1	
3	11189-88L00	.GASKET, CYLINDER HEAD COVER	1	
4	11413-88L00	.GASKET, UPPER OIL SEAL	1	
5	14151-88L00	.GASKET, EXHAUST COVER	1	
6	17472-96303	.GASKET, PUMP CASE UNDER	1	
7	11433-88L00	.GASKET, UNDER OIL SEAL	1	
8	11489-88L00	.GASKET, OIL PAN	1	
9	51211-88L00	.GASKET, ENGINE HOLDER	1	
10	51123-88L00	.GASKET, MOUNT CASE COVER	1	
11	11552-88L00	.GASKET, OIL PAN WTR JKT COV	1	
12	99011-88L10-059	MANUAL, OWNER'S (EN/FR/GE/IT/DU/SW)	1	

PART NO.	FIG.NO.-REF.NO.	PART NO.	FIG.NO.-REF.NO.	PART NO.	FIG.NO.-REF.NO.	PART NO.	FIG.NO.-REF.NO.	PART NO.	FIG.NO.-REF.NO.	PART NO.	FIG.NO.-REF.NO.
10000			320-1	11489-88L00	75-1		324-11	12892-73G01-254	16-8-19		69-2
			321-1		314-8	12100-51810-0A0	14-8-1	12892-73G01-256	16-8-20		70-2
			322-1		315-8	12100-51810-0B0	14-8-2	12892-73G01-258	16-8-21		71-2
			323-1		316-8	12100-51810-0C0	14-8-3	12892-73G01-260	16-8-22		72-2
			324-1		317-8	12100-51810-0D0	14-8-4	12892-73G01-262	16-8-23		73-2
	11100-88L00	1-1	11411-88L00	3-6	318-8	12100-51810-0E0	14-8-5	12892-73G01-264	16-8-24	13370-88L00	18-2
	11112-88L00	2-7		4-6	319-8	12100-88L00-050	14-13	12892-73G01-266	16-8-25		19-2
	11115-73G01-001	1-2		5-6	320-8	12111-88L00	14-1	12892-73G01-268	16-8-26		20-2
		1-29		6-6	321-8	12140-88L00	14-2	12892-73G01-270	16-8-27		21-2
	11117-89J20	2-4		7-6	322-8	12140-88L00-050	14-14	12892-73G01-272	16-8-28		22-2
11119-87J00	1-10		8-6	323-8	12151-54A50	14-3	12892-73G01-274	16-8-29		23-2	
11141-88L00	1-11		9-6	324-8	12160-88L01	14-5	12892-73G01-276	16-8-30		25-2	
	314-2		10-6	11501-88L01-0EP	75-2-1	12163-69J00	14-6	12892-73G01-278	16-8-31		27-2
	315-2		11-6	11501-88L01-Y5S	75-2-2	12220-88L00	14-9	12892-73G01-280	16-8-32	13370-88L10	24-2
	316-2		12-6	11510-88L00	3-1	12281-87J00	14-12	12892-73G01-282	16-8-33		26-2
	317-2		13-6		4-1	12340-75F00-0C0	14-10-3	12892-73G01-284	16-8-34		28-2
	318-2	11413-88L00	3-7		5-1	12340-75F00-0D0	14-10-4	12892-73G01-286	16-8-35	13510-88L00	63-6
	319-2		4-7		6-1	12340-75F00-0E0	14-10-5	12892-73G01-288	16-8-36		64-6
	320-2		5-7		7-1	12340-75FA0-0A0	14-10-1	12892-73G01-290	16-8-37		65-6
	321-2		6-7		8-1	12340-75FA0-0B0	14-10-2	12892-73G01-292	16-8-38		66-6
	322-2		7-7		9-1	12710-88L00	16-1	12892-73G01-294	16-8-39		67-6
	323-2		8-7		10-1	12720-88L00	16-2	12892-73G01-296	16-8-40		68-6
11170-88L10	1-16		9-7		11-1	12741-88L00	16-3	12892-73G01-298	16-8-41		69-6
11173-88L00	1-20		10-7		12-1	12761-88L00	15-1	12892-73G01-300	16-8-42		70-6
11174-88L00	1-22		11-7		13-1	12771-87J00	15-2	12911-88L00	16-9		71-6
11189-88L00	1-17		12-7	11514-88L00	3-5	12776-85FA0	15-3	12915-73G20	16-10		72-6
	314-3		13-7		4-5	12811-88L00	15-4	12921-87J10	16-11		73-6
	315-3		314-4		5-5	12812-73G10	15-7	12931-78G00	16-12	13614-89J00	24-15
	316-3		315-4		6-5	12813-73G00	15-8	12932-24400	16-13		26-15
	317-3		316-4		7-5	12821-88L00	15-11	12933-51E00	16-14		28-15
	318-3		317-4		8-5	12831-90J02	15-9	13110-88L00	17-1	13614-93J00	24-16
	319-3		318-4		9-5	12891-73G01	16-7	13119-88L00	17-2		26-16
	320-3		319-4		10-5	12892-73G01-218	16-8-1	13125-88L00	17-3		28-16
	321-3		320-4		11-5	12892-73G01-220	16-8-2	13300-88L00	63-1	13810-88L00	17-10
	322-3		321-4		12-5	12892-73G01-222	16-8-3		64-1	13813-88L00	17-11-1
	323-3		322-4		13-5	12892-73G01-224	16-8-4		65-1	13815-88L00	65-12
	324-3		323-4	11543-88L00	75-11	12892-73G01-226	16-8-5		66-1	13820-88L00	17-11-2
11194-88L10	1-26	11433-88L00	324-4	11551-88L00-0EP	75-6-1	12892-73G01-228	16-8-6		67-1	13820-88L10	17-11-3
11196-88L00	62-8		74-1	11551-88L00-Y5S	75-6-2	12892-73G01-230	16-8-7		68-1	14141-88L00	17-13
11261-93J00	1-5		314-7	11552-88L00	75-7	12892-73G01-232	16-8-8		69-1	14151-88L00	17-14
11291-88L00	2-1		315-7		314-11	12892-73G01-234	16-8-9		70-1		314-5
11301-88L00	2-3		316-7		315-11	12892-73G01-236	16-8-10		71-1		315-5
11382-99E00	1-14		317-7		316-11	12892-73G01-238	16-8-11		72-1		316-5
11400-88870	314-1		318-7		317-11	12892-73G01-240	16-8-12		73-1		317-5
	315-1		319-7		318-11	12892-73G01-242	16-8-13	13315-88L00	63-2		318-5
	316-1		320-7		319-11	12892-73G01-244	16-8-14		64-2		319-5
	317-1		321-7		320-11	12892-73G01-246	16-8-15		65-2		320-5
	318-1		322-7		321-11	12892-73G01-248	16-8-16		66-2		321-5
	319-1		323-7		322-11	12892-73G01-250	16-8-17		67-2		322-5
			324-7		323-11	12892-73G01-252	16-8-18		68-2		323-5

PART NO.	FIG.NO.-REF.NO.	PART NO.	FIG.NO.-REF.NO.	PART NO.	FIG.NO.-REF.NO.
15100-90J11	324-5	15200-88L10	23-3	15600-88L01	18-1
	40-1		25-3		19-1
	41-1		27-3		20-1
	42-1		24-3		21-1
	43-1		26-3		22-1
15191-88L10	44-1	15410-88L00	28-3	15600-88L11	23-1
	45-1		40-4		25-1
	46-1		41-4		27-1
	47-1		42-4		24-1
	48-1		43-4		26-1
	49-1		44-4		28-1
	50-1		45-4		18-21
15192-88L11	40-10	15419-87J00	46-4	15612-99E01	19-21
	41-10		47-4		20-21
	42-10		48-4		21-21
	43-10		49-4		22-21
	44-10		50-4		23-21
15192-88L10	45-10	15421-88L00	40-5	15613-88L00	24-21
	46-10		41-5		25-21
	47-10		42-5		26-21
	48-10		43-5		27-21
	49-10		44-5		28-21
	50-10		45-5		18-22
	42-11		46-5		19-22
15192-88L20	45-11	15422-96J00	47-5	15614-99E00	20-22
	46-11		48-5		21-22
	47-11		49-5		22-22
	48-11		50-5		23-22
	49-11		40-8		24-22
15197-88L00	50-11	15422-96J00	41-8	15614-99E00	25-22
	40-11		42-8		26-22
	41-11		43-8		27-22
	43-11		44-8		28-22
	44-11		45-8		18-23
15200-88L00	40-15	15422-96J00	46-8	15626-88L00	19-23
	41-15		47-8		20-23
	42-15		48-8		21-23
	43-15		49-8		22-23
	44-15		50-8		23-23
	45-15		40-7		24-23
	46-15		41-7		25-23
15200-88L00	47-15	15422-96J00	42-7	15626-88L00	26-23
	48-15		43-7		27-23
	49-15		44-7		28-23
	50-15		45-7		18-4
	18-3		46-7		19-4
	19-3		47-7		20-4
	20-3		48-7		21-4
21-3	49-7	22-4			
22-3	50-7	23-4			

PART NO.	FIG.NO.-REF.NO.	PART NO.	FIG.NO.-REF.NO.	PART NO.	FIG.NO.-REF.NO.
15626-88L10	25-4	15641-88L50	19-19	15644-88L10	27-13
	27-4		20-19		24-13
	24-4		21-19		26-13
	26-4		22-19		28-13
	28-4		23-19		18-14
15628-99E00	18-5	15642-88L00	25-19	15645-88L00	19-14
	19-5		27-19		20-14
	20-5		24-19		21-14
	21-5		26-19		22-14
	22-5		28-19		23-14
	23-5		18-8		24-14
	24-5		19-8		25-14
15629-99E10	25-5	15642-88L10	20-8	15650-99E00	26-14
	26-5		21-8		27-14
	27-5		22-8		28-14
	28-5		23-8		18-9
	18-6		24-8		19-9
15641-88L00	19-6	15642-88L10	25-8	15642-88L10	20-9
	20-6		26-8		21-9
	21-6		27-8		22-9
	22-6		28-8		23-9
	23-6		18-20		24-9
	24-6		19-20		25-9
	25-6		20-20		26-9
15641-88L00	26-6	15643-88L00	21-20	15654-88L00	27-9
	27-6		22-20		28-9
	28-6		23-20		18-10
	18-7		24-20		19-10
	19-7		25-20		20-10
15641-88L10	20-7	15643-88L00	26-20	15643-88L00	21-10
	21-7		27-20		22-10
	22-7		28-20		23-10
	23-7		18-17		24-10
	25-7		19-17		25-10
15641-88L20	27-7	15644-88L00	20-17	15681-88L00	26-10
	24-7		21-17		27-10
	26-7		22-17		28-10
	28-7		23-17		31-10
	18-18		24-17		34-10
15641-88L30	19-18	15644-88L00	25-17	15644-88L00	35-10
	20-18		26-17		36-10
	21-18		27-17		37-10
	22-18		28-17		38-10
	23-18		18-13		39-10
	25-18		19-13		29-7
	27-18		20-13		30-7
15641-88L40	24-18	15641-88L30	21-13	15683-87J00	32-7
	26-18		22-13		33-7
	28-18		23-13		18-11
	18-19		25-13		19-11

PART NO.	FIG.NO.-REF.NO.	PART NO.	FIG.NO.-REF.NO.	PART NO.	FIG.NO.-REF.NO.
	20-11		34-9		53-3
	21-11		36-9		54-3
	22-11		38-9		55-3
	23-11	15762-93J10	35-9		56-3
	24-11		37-9		57-3
	25-11		39-9		58-3
	26-11	15830-90J00	35-6		59-3
	27-11		37-6		60-3
	28-11		39-6		61-3
15710-85K00	29-1	16400-88L00	74-2	17461-96312	51-9
	30-1	16510-87J00	74-9		52-9
	32-1	16519-87L00	74-8		53-9
	33-1	16520-88L00	74-5		54-9
15710-88L00	31-1	16910-88L00	75-14		55-9
	34-1	16930-88L00	75-15		56-9
	35-1	17400-88L00	51-21		57-9
	36-1		52-21		58-9
	37-1		53-21		59-9
	38-1		54-21		60-9
	39-1		55-21		61-9
15716-65DT0	29-2		56-21	17471-95J01	51-10
	30-2		57-21		52-10
	32-2		58-21		53-10
	33-2		59-21		54-10
15750-88L10	29-4		60-21		55-10
	30-4		61-21		56-10
	32-4	17410-88L00	51-1		58-10
	33-4		52-1		60-10
15751-88L00	31-3		53-1	17471-95J10	57-10
	34-3		54-1		59-10
	35-3		55-1		61-10
	36-3		56-1	17472-96303	51-11
	37-3		57-1		52-11
	38-3		58-1		53-11
	39-3		59-1		54-11
15760-88L00	18-12		60-1		55-11
	19-12		61-1		56-11
	20-12	17413-95J00	51-2		57-11
	21-12		52-2		58-11
	22-12		53-2		59-11
	23-12		54-2		60-11
	24-12		55-2		61-11
	25-12		56-2		314-6
	26-12		58-2		315-6
	27-12		60-2		316-6
	28-12	17413-95J10	57-2		317-6
15762-90J00	35-8		59-2		318-6
	37-8		61-2		319-6
	39-8	17416-95J00	51-3		320-6
15762-93J00	31-9		52-3		321-6

PART NO.	FIG.NO.-REF.NO.	PART NO.	FIG.NO.-REF.NO.	PART NO.	FIG.NO.-REF.NO.
	322-6		55-4		274-8
	323-6		56-4	18137-88L01	17-8
	324-6		57-4	18210-88L00	230-17
17560-88L00	51-12-1		58-4		231-17
	53-12-1		59-4		232-17
	54-12-1		60-4		233-17
	56-12-1		61-4		234-17
17560-88L10	51-12-2	17611-90J00-0EP	62-1-1		235-17
	52-12	17611-90J00-Y5S	62-1-2		236-17
	53-12-2	17631-96320	51-16		237-17
	54-12-2		52-16		238-17
	55-12		53-16		239-17
	56-12-2		54-16		240-17
	57-12-1		55-16	18498-87JC0	18-30
	58-12-1		56-16		19-30
	59-12-1		57-16		20-30
	60-12-1		58-16		21-30
	61-12-1		59-16		22-30
17560-88L20	56-12-3		60-16		23-30
	57-12-2		61-16		24-30
	58-12-2	17635-87E00	51-18-1		25-30
	59-12-2		52-18-1		26-30
	60-12-2		53-18-1		27-30
	61-12-2		54-18-1		28-30
17562-87L00	51-13		55-18-1	18498-94J20	62-10
	51-14		56-18-1	18498-96J20	40-14
	52-13		57-18-1		41-14
	52-14		58-18-1		42-14
	53-13		59-18-1		43-14
	53-14		60-18-1		44-14
	54-13		61-18-1		45-14
	54-14	17635-87E10	51-18-2		46-14
	55-13		52-18-2		47-14
	55-14		53-18-2		48-14
	56-13		54-18-2		49-14
	56-14		55-18-2		50-14
	57-13		56-18-2	18498-99E10	40-13
	57-14		57-18-2		41-13
	58-13		58-18-2		42-13
	58-14		59-18-2		43-13
	59-13		60-18-2		44-13
	59-14		61-18-2		45-13
	60-13	17660-99E01	62-2		46-13
	60-14	17670-93953	62-5		47-13
	61-13	17681-88L00	62-6		48-13
	61-14	17712-88L00	62-11		49-13
17564-88L00	51-4	17913-93J00	75-9		50-13
	52-4	17914-93J00	75-10	18498-99EA0	264-6
	53-4	17917-87L00	270-8		265-6
	54-4		272-8		266-6

PART NO.	FIG.NO.-REF.NO.	PART NO.	FIG.NO.-REF.NO.	PART NO.	FIG.NO.-REF.NO.
	267-6		313-5		81-5
	268-6	21121-93300	87-13		82-5
	269-6		88-13		83-5
	270-6		89-13		84-5
	271-6		90-13		85-5
	272-6		91-13		86-5
	273-6		92-13	22511-99011	156-5
	274-6		93-13		157-5
19120-88L01	63-7		94-13		157-35
	65-7		95-13		158-5
	66-7		96-13		159-5
	68-7	21126-88L00	97-13		160-5
19120-88L11	69-7		76-1		160-35
	64-7		77-1		161-5
	67-7		78-1		162-5
	70-7		79-1		163-5
	71-7		80-1		163-35
	72-7		81-1		164-5
	73-7		82-1		164-35
	309-2		83-1		165-5
	310-2		84-1		166-5
	311-2		85-1	23111-88L00	76-6-1
	312-2		86-1		78-6-1
	313-2	21131-96010	241-54		79-6-1
19131-95502	63-8		242-55		81-6-1
	64-8		243-54	23111-88L10	76-6-2
	65-8		244-54		77-6
	66-8		245-55		78-6-2
	67-8		246-55		79-6-2
	68-8		309-49		80-6
	69-8		310-49		81-6-2
	70-8		311-49		81-6-3
	71-8		312-49		82-6-1
	72-8		313-49		82-6-2
	73-8	21151-88L00	76-2		83-6-1
			77-2		83-6-2
			78-2		84-6-1
			79-2		84-6-2
			80-2		85-6-1
			81-2		85-6-2
21111-87J10-0EP	241-3		82-2		86-6-1
	242-3		83-2		86-6-2
	243-3		84-2	23115-88L00	76-8
	244-3		85-2		77-8
	245-3		86-2		78-8
	246-3	21210-88L00	76-5		79-8
	309-5		77-5		80-8
	310-5		78-5		81-8
	311-5		79-5		82-8
	312-5		80-5		83-8

PART NO.	FIG.NO.-REF.NO.	PART NO.	FIG.NO.-REF.NO.	PART NO.	FIG.NO.-REF.NO.
	84-8		79-15		97-5
	85-8		80-15	25223-94400	87-9
	86-8		81-15		88-9
23210-88L00	76-9		82-15		89-9
	77-9		83-15		90-9
	78-9		84-15		91-9
	79-9		85-15		92-9
	80-9		86-15		93-9
	81-9	25111-88L00	87-1-1		94-9
	82-9		89-1-1		95-9
	83-9		90-1-1		96-9
	84-9		92-1-1		97-9
	85-9	25111-88L10	87-1-2	25232-96302	87-10
	86-9		88-1		88-10
23213-89J01	76-12		89-1-2		89-10
	77-12		90-1-2		90-10
	78-12		91-1		91-10
	79-12		92-1-2		92-10
	80-12		93-1-1		93-10
	81-12		94-1-1		94-10
	82-12		95-1-1		95-10
	83-12		96-1-1		96-10
	84-12		97-1-1		97-10
	85-12	25111-88L20	92-1-3	25311-88L00	87-11
	86-12		93-1-2		88-11
23214-89J00	76-13		94-1-2		89-11
	77-13		95-1-2		90-11
	78-13		96-1-2		91-11
	79-13		97-1-2		92-11
	80-13	25211-87J00	87-2		93-11
	81-13		88-2		94-11
	82-13		89-2		95-11
	83-13		90-2		96-11
	84-13		91-2		97-11
	85-13		92-2	25700-88L00	208-19
	86-13		93-2		209-19
23230-88L00	241-4		94-2		210-19
	242-4		95-2		211-19
	243-4		96-2		212-19
	244-4		97-2		213-21
	245-4	25212-94401	87-5		214-21
	246-4		88-5		215-21
	309-3		89-5		216-21
	310-3		90-5		217-21
	311-3		91-5		218-21
	312-3		92-5	29103-93J00	114-12
	313-3		93-5		117-12
23311-95J00	76-15		94-5		118-12
	77-15		95-5		121-12
	78-15		96-5		122-12

PART NO.	FIG.NO.-REF.NO.	PART NO.	FIG.NO.-REF.NO.	PART NO.	FIG.NO.-REF.NO.
29116-93J00	186-15		57-6		185-5
	187-15		58-6	31135-90J00	109-3
	188-15		59-6	31135-94900	178-6
	189-15		60-6		179-6
	190-15		61-6		180-6
	191-15	29404-93J10	112-12		181-6
	192-15		115-12		182-6
	193-15		116-12		183-6
	194-15		170-2		184-6
	195-15		171-2		185-6
29125-93J10	196-15		172-2	31136-87J10	178-7
	156-10		173-2		179-7
	157-10		174-2		180-7
	159-10		175-2		181-7
	160-10		176-2		182-7
	163-10		177-2		183-7
29141-93J00	164-10				184-7
	51-5				185-7
	52-5			31151-94J00	109-4
	53-5			31152-90J00	109-5
	54-5			31153-90J00	109-6
	55-5			31170-94J00	109-17
	56-5			31171-96J00	109-7
	57-5			31173-88L11	178-3
	58-5				179-3
	59-5	31100-94J21	109-1		180-3
30000	60-5	31111-87J10	178-9		181-3
	61-5		179-9		182-3
	76-7		180-9		183-3
	77-7		181-9		184-3
	78-7		182-9		185-3
	79-7		183-9	31173-94J00	109-8
	80-7		184-9	31191-96J00	109-9
	81-7		185-9	31220-94J00	109-10
	82-7	31123-97E10	178-4	31310-90J00	109-11
	83-7		179-4	31311-87J10	178-2
29162-93J00	84-7		180-4		179-2
	85-7		181-4		180-2
	86-7		182-4		181-2
	158-26		183-4		182-2
	161-26		184-4		183-2
	162-26		185-4		184-2
	165-22	31131-94J00	109-2		185-2
	166-22	31133-94900	178-5	31320-94J00	109-12
	51-6		179-5	31341-94J00	109-13
	52-6		180-5	31343-90J00	109-14
53-6		181-5	31344-90J00	109-15	
54-6		182-5	31360-93J01	109-16	
55-6		183-5	31912-88L00	109-18	
56-6		184-5	31918-87L00	109-19	

PART NO.	FIG.NO.-REF.NO.	PART NO.	FIG.NO.-REF.NO.	PART NO.	FIG.NO.-REF.NO.
32102-88L00	110-1		135-6-1		284-3-3
32120-88L00	110-5		136-10		285-3-3
32160-88L00	110-6	33920-88LA0	137-10-1	34100-93J31	275-3-4
32800-88L00	111-1	33920-88LB0	138-10-1		276-3-4
32890-88L00	111-3	33920-88LH0	134-10-2		277-3-4
33220-58J20	110-8		135-6-2		278-3-4
33410-87L00	111-7	33920-88LJ0	137-10-2		279-3-4
33634-96J00	123-4		138-10-2		280-3-4
	124-4	33925-88L00	134-11		281-3-4
	125-4		135-7		282-3-4
	126-4		136-11		283-3-4
	127-4		137-11		284-3-4
	128-4		138-11		285-3-4
	129-4		139-11	34100-93J40	275-3-5
	130-4		140-11		276-3-5
	131-4		141-7		277-3-5
	132-4		142-7		278-3-5
	133-4		143-11		279-3-5
33799-97E00	178-8		144-11		280-3-5
	179-8	34100-93J00	275-3-1		281-3-5
	180-8		276-3-1		282-3-5
	181-8		277-3-1		283-3-5
	182-8		278-3-1		284-3-5
	183-8		279-3-1		285-3-5
	184-8		280-3-1	34100-93J51	275-3-6
	185-8		281-3-1		276-3-6
33810-88L10	123-1		282-3-1		277-3-6
	124-1		283-3-1		278-3-6
	125-1		284-3-1		279-3-6
	126-1		285-3-1		280-3-6
	127-1	34100-93J11	275-3-2		281-3-6
	128-1		276-3-2		282-3-6
	129-1		277-3-2		283-3-6
	130-1		278-3-2		284-3-6
	131-1		279-3-2		285-3-6
	132-1		280-3-2	34100-93J60	275-3-7
	133-1		281-3-2		276-3-7
33833-91J00	241-56		282-3-2		277-3-7
	242-57		283-3-2		278-3-7
	243-56		284-3-2		279-3-7
	244-56		285-3-2		280-3-7
	245-60	34100-93J20	275-3-3		281-3-7
	246-60		276-3-3		282-3-7
33920-88L70	139-10		277-3-3		283-3-7
	141-6		278-3-3		284-3-7
	143-10		279-3-3		285-3-7
33920-88L80	140-10		280-3-3	34190-87D00	275-27
	142-6		281-3-3		276-25
	144-10		282-3-3		277-27
33920-88L90	134-10-1		283-3-3		278-27

PART NO.	FIG.NO.-REF.NO.	PART NO.	FIG.NO.-REF.NO.	PART NO.	FIG.NO.-REF.NO.
	279-25		281-20-1		283-10-2
	280-27		282-20-1		284-10-2
	281-27		283-20-1		285-10-2
	282-25		284-20-1	34310-92E00	275-11
	283-25		285-20-1		276-11
34190-95500	284-25	34200-93J11	259-3-2		277-11
	285-25		260-3		278-11
	275-25		261-3-2		279-11
	276-23		262-3-2		280-11
	277-25		263-5-2		281-11
	278-25		275-20-2		282-11
	279-23		276-20-2		283-11
	280-25		277-20-2		284-11
	281-25		278-20-2		285-11
	282-23		279-20-2	34360-92E00	275-12
283-23		280-20-2		276-12	
284-23		281-20-2		277-12	
285-23		282-20-2		278-12	
275-5		283-20-2		279-12	
275-17		284-20-2		280-12	
276-5		285-20-2		281-12	
276-17	34200-93J40		275-23-1		282-12
277-5			277-23-1		283-12
277-17			278-23-1		284-12
278-5			280-23-1		285-12
278-17			281-23-1	34500-93J00	263-3-1
279-5	34200-93J50		275-23-2		275-14-1
279-17			277-23-2		276-14-1
280-5			278-23-2		277-14-1
280-17			280-23-2		278-14-1
281-5			281-23-2		279-14-1
281-17	34300-93J00		275-10-1		280-14-1
282-5			276-10-1		281-14-1
282-17			277-10-1		282-14-1
283-5			278-10-1		283-14-1
283-17			279-10-1		284-14-1
284-5			280-10-1		285-14-1
284-17			281-10-1	34500-93J11	263-3-2
285-5			282-10-1		275-14-2
285-17			283-10-1		276-14-2
259-3-1			284-10-1		277-14-2
261-3-1			285-10-1		278-14-2
262-3-1			275-10-2		279-14-2
263-5-1		34300-93J11	276-10-2		280-14-2
275-20-1			277-10-2		281-14-2
276-20-1			278-10-2		282-14-2
277-20-1			279-10-2		283-14-2
278-20-1			280-10-2		284-14-2
279-20-1			281-10-2		285-14-2
280-20-1			282-10-2	34600-93J00	275-8-1

PART NO.	FIG.NO.-REF.NO.	PART NO.	FIG.NO.-REF.NO.	PART NO.	FIG.NO.-REF.NO.
	276-8-1		271-1		117-2
	277-8-1		272-1		118-2
	278-8-1		273-1		121-2
	279-8-1		274-1		122-2
	280-8-1		259-1-1	34841-87L10	114-5
	281-8-1	34800-93J00	261-1-1		117-5
	282-8-1		262-1-1		118-5
	283-8-1		263-1-1		121-5
	284-8-1		275-1-1		122-5
	285-8-1		276-1-1	34841-88L00	112-10
	275-8-2		277-1-1		115-10
34600-93J11	276-8-2		278-1-1		116-10
	277-8-2		279-1-1	34842-88L10	114-6
	278-8-2		280-1-1		117-6
	279-8-2		281-1-1		118-6
	280-8-2		282-1-1		121-6
	281-8-2		283-1-1		122-6
	282-8-2		284-1-1	34843-87L00	114-7
	283-8-2		285-1-1		117-7
	284-8-2	34800-93J11	259-1-2		118-7
	285-8-2		260-1		121-7
34650-93J20	275-16-1		261-1-2		122-7
	276-16-1		262-1-2	34845-88L00	112-11
	277-16-1		263-1-2		115-11
	278-16-1		275-1-2		116-11
	279-16-1		276-1-2	34845-88L10	114-8
	280-16-1		277-1-2		117-8
	281-16-1		278-1-2		118-8
	282-16-1		279-1-2		121-8
	283-16-1		280-1-2		122-8
	284-16-1		281-1-2	34846-87L00	114-4
	285-16-1		282-1-2		117-4
34650-93J31	275-16-2		283-1-2		118-4
	276-16-2		284-1-2		121-4
	277-16-2		285-1-2		122-4
	278-16-2	34830-87J20	112-1	36610-88L40	125-3
	279-16-2		113-1		128-3
	280-16-2		114-1		129-3
	281-16-2		115-1		132-3
	282-16-2		116-1		133-3
	283-16-2		117-1	36610-88L50	124-3
	284-16-2		118-1	36610-88L60	123-3
	285-16-2		119-1		126-3
34660-90J02	264-1		120-1		127-3
	265-1		121-1	36610-88L70	130-3
	266-1		122-1		131-3
	267-1	34840-98J03	112-2	36612-96J00	123-15
	268-1		115-2		124-15
	269-1		116-2		125-15
	270-1	34840-98J11	114-2		126-15

PART NO.	FIG.NO.-REF.NO.	PART NO.	FIG.NO.-REF.NO.	PART NO.	FIG.NO.-REF.NO.
	127-15		123-21		309-6
	128-15		124-21		310-6
	129-15		125-21		311-6
	130-15		126-21		312-6
	131-15		127-21		313-6
36615-96300	132-15		128-21	36620-93J02	286-4-1
	133-15		129-21		287-2-1
	241-6		130-21		288-4-1
	242-6		131-21		289-4-1
	243-6		132-21		290-2-1
	244-6		133-21		291-4-1
	245-6	36617-88L10	123-22		292-4-1
	246-6		124-22		293-2-1
	259-4		125-22		294-2-1
	260-4		126-22		295-2-1
261-4		127-22		296-2-1	
262-4		128-22		302-54	
263-6		129-22		303-54	
275-7		130-22		304-54	
275-21		131-22		305-54	
276-7		132-22		306-54	
276-21		133-22		286-1-1	
277-7	36617-93J10	123-23		288-1-1	
277-21		124-23		289-1-1	
278-7		125-23		291-1-1	
278-21		126-23		292-1-1	
279-7		127-23	36620-93J30	286-2	
279-21		128-23		288-2	
280-7		129-23		289-2	
280-21		130-23		291-2	
281-7		131-23		292-2	
281-21		132-23		286-1-2	
282-7		133-23		288-1-2	
282-21	36618-43410	123-16		289-1-2	
283-7		124-16		291-1-2	
283-21		125-16		292-1-2	
284-7		126-16	36620-93J52	286-4-2	
284-21		127-16		287-2-2	
285-7		128-16		288-4-2	
285-21		129-16		289-4-2	
309-7		130-16		290-2-2	
310-7		131-16		291-4-2	
311-7		132-16		292-4-2	
312-7		133-16		293-2-2	
313-7	36620-88L01	241-5		294-2-2	
36617-88L00	114-11		242-5		295-2-2
	117-11		243-5		296-2-2
	118-11		244-5	36620-93J62	286-4-3
	121-11		245-5		287-2-3
	122-11		246-5		288-4-3

PART NO.	FIG.NO.-REF.NO.	PART NO.	FIG.NO.-REF.NO.	PART NO.	FIG.NO.-REF.NO.
	289-4-3		132-5		160-6
	290-2-3		133-5		163-6
	291-4-3	36682-92E00	287-6		164-6
	292-4-3		290-6	36895-87D01	156-7
	293-2-3		293-6		156-8
	294-2-3		294-6		157-7
	295-2-3		295-6		157-8
	296-2-3		296-6		158-7
36628-92E00	302-3	36721-96J00	123-8		158-8
	303-3		124-8		159-7
	304-3		125-8		159-8
	305-3		126-8		160-7
36630-92E00	306-3		127-8		160-8
	287-4		128-8		161-7
	290-4		129-8		161-8
	293-4		130-8		162-7
	294-4		131-8		162-8
	295-4		132-8		163-7
	296-4		133-8		163-8
36646-93J01	302-2	36737-96J00	123-7		164-7
	303-2		124-7		164-8
	304-2		125-7		165-7
	305-2		126-7		165-8
	306-2		127-7		166-7
36656-88L00	112-8		128-7		166-8
	114-15		129-7	36990-87D00	286-5
	115-8		130-7		287-3
	116-8		131-7		288-5
	117-15		132-7		289-5
	118-15		133-7		290-3
	121-15	36738-88L00	123-9		291-5
	122-15		124-9		292-5
36656-88L10	113-3		125-9		293-3
	119-3		126-9		294-3
	120-3		127-9		295-3
36660-94480	287-5		128-9		296-3
	290-5		129-9	37100-96J00	297-1
	293-5		130-9		298-1
	294-5		131-9		299-1
	295-5		132-9		300-1
	296-5		133-9		301-1
36668-87L00	123-5	36890-93J00	307-16	37100-96J23	297-15
	124-5	36894-87D00	158-6		298-15
	125-5		161-6		299-15
	126-5		162-6		300-15
	127-5		165-6		301-15
	128-5		166-6	37110-87J21	241-7
	129-5	36894-95201	156-6		242-7
	130-5		157-6		243-7
	131-5		159-6		244-7

PART NO.	FIG.NO.-REF.NO.	PART NO.	FIG.NO.-REF.NO.	PART NO.	FIG.NO.-REF.NO.
	245-7		304-5-1		302-5-3
	246-7		305-5-1		303-5-3
	309-8		306-5-1		304-5-3
	310-8		309-9-1		305-5-3
	311-8		310-9-1		306-5-3
37110-93J01	312-8	37141-99E10	311-9-1		309-9-3
	313-8		312-9-1	310-9-3	
	297-2		313-9-1	311-9-3	
	297-16		241-8-2	312-9-3	
	298-2		242-8-2	313-9-3	
	298-16		243-8-2	37141-99E30	241-8-4
	299-2		244-8-2		242-8-4
	299-16		245-8-2		243-8-4
	300-2		246-8-2		244-8-4
	300-16		297-3-2		245-8-4
301-2	297-17-2		246-8-4		
37110-93J11	301-16		298-3-2		297-3-4
	302-4		298-17-2		297-17-4
	303-4		299-3-2		298-3-4
	304-4		299-17-2		298-17-4
	305-4		300-3-2		299-3-4
37139-99E00	306-4		300-17-2		299-17-4
	297-6		301-3-2		300-3-4
	298-6		301-17-2		300-17-4
	299-6		302-5-2		301-3-4
37139-99E20	300-6		303-5-2		301-17-4
	301-6		304-5-2		302-5-4
	297-20		305-5-2		303-5-4
	298-20		306-5-2		304-5-4
	299-20		309-9-2		305-5-4
	300-20		310-9-2		306-5-4
37141-99E00	301-20	37141-99E20	311-9-2		309-9-4
	241-8-1		312-9-2	310-9-4	
	242-8-1		313-9-2	311-9-4	
	243-8-1		241-8-3	312-9-4	
	244-8-1		242-8-3	37141-99E40	313-9-4
	245-8-1		243-8-3		241-8-5
	246-8-1		244-8-3		242-8-5
	297-3-1		245-8-3		243-8-5
	297-17-1		246-8-3		244-8-5
	298-3-1		297-3-3		245-8-5
37141-99E00	298-17-1		297-17-3		246-8-5
	299-3-1		298-3-3		297-3-5
	299-17-1		298-17-3		297-17-5
	300-3-1		299-3-3		298-3-5
	300-17-1		299-17-3		298-17-5
	301-3-1		300-3-3		299-3-5
	301-17-1		300-17-3		299-17-5
	302-5-1		301-3-3		300-3-5
	303-5-1		301-17-3		300-17-5

PART NO.	FIG.NO.-REF.NO.	PART NO.	FIG.NO.-REF.NO.	PART NO.	FIG.NO.-REF.NO.
	301-3-5		300-3-7		299-3-9
	301-17-5		300-17-7		299-17-9
	302-5-5		301-3-7		300-3-9
	303-5-5		301-17-7		300-17-9
	304-5-5		302-5-7		301-3-9
37141-99E50	305-5-5	37141-99E70	303-5-7		301-17-9
	306-5-5		304-5-7	302-5-9	
	309-9-5		305-5-7	303-5-9	
	310-9-5		306-5-7	304-5-9	
	311-9-5		309-9-7	305-5-9	
	312-9-5		310-9-7	306-5-9	
	313-9-5		311-9-7	309-9-9	
	241-8-6		312-9-7	310-9-9	
	242-8-6		313-9-7	311-9-9	
	243-8-6		241-8-8	312-9-9	
37141-99E60	244-8-6	37141-99E90	242-8-8		313-9-9
	245-8-6		243-8-8	241-8-10	
	246-8-6		244-8-8	242-8-10	
	297-3-6		245-8-8	243-8-10	
	297-17-6		246-8-8	244-8-10	
	298-3-6		297-3-8	245-8-10	
	298-17-6		297-17-8	246-8-10	
	299-3-6		298-3-8	297-3-10	
	299-17-6		298-17-8	297-17-10	
	300-3-6		299-3-8	298-3-10	
37141-99E60	300-17-6	37141-99E80	299-17-8		298-17-10
	301-3-6		300-3-8	299-3-10	
	301-17-6		300-17-8	299-17-10	
	302-5-6		301-3-8	300-3-10	
	303-5-6		301-17-8	300-17-10	
	304-5-6		302-5-8	301-3-10	
	305-5-6		303-5-8	301-17-10	
	306-5-6		304-5-8	302-5-10	
	309-9-6		305-5-8	303-5-10	
	310-9-6		306-5-8	304-5-10	
37141-99E80	311-9-6	37141-99EA0	309-9-8		305-5-10
	312-9-6		310-9-8	306-5-10	
	313-9-6		311-9-8	309-9-10	
	241-8-7		312-9-8	310-9-10	
	242-8-7		313-9-8	311-9-10	
	243-8-7		241-8-9	312-9-10	
	244-8-7		242-8-9	313-9-10	
	245-8-7		243-8-9	241-8-11	
	246-8-7		244-8-9	242-8-11	
	297-3-7		245-8-9	243-8-11	
37141-99E80	297-17-7	37141-99EA0	246-8-9		244-8-11
	298-3-7		297-3-9	245-8-11	
	298-17-7		297-17-9	246-8-11	
	299-3-7		298-3-9	297-3-11	
	299-17-7		298-17-9	297-17-11	

PART NO.	FIG.NO.-REF.NO.	PART NO.	FIG.NO.-REF.NO.	PART NO.	FIG.NO.-REF.NO.
	298-3-11		297-4		301-13
	298-17-11		297-18	37212-93J00	297-14
	299-3-11		298-4		298-14
	299-17-11		298-18		299-14
	300-3-11		299-4		300-14
	300-17-11		299-18		301-14
	301-3-11		300-4	37721-93J00	134-1
	301-17-11		300-18		135-1
	302-5-11		301-4		136-1
	303-5-11		301-18		137-1
	304-5-11		302-6		138-1
	305-5-11		303-6		139-1
	306-5-11		304-6		140-1
	309-9-11		305-6		141-1
	310-9-11		306-6		142-1
	311-9-11		309-10		143-1
	312-9-11		310-10		144-1
37141-99E00	313-9-11		311-10	37721-93J90	302-8
	241-8-12		312-10		303-8
	242-8-12		313-10		304-8
	243-8-12	37149-93J00	241-10		305-8
	244-8-12		242-10		306-8
	245-8-12		243-10	37721-95500	308-11
	246-8-12		244-10	37725-88L00	134-3
	297-3-12		245-10		135-3
	297-17-12		246-10		136-3
	298-3-12		297-5		137-3
	298-17-12		297-19		138-3
	299-3-12		298-5		139-3
	299-17-12		298-19		140-3
	300-3-12		299-5		141-3
	300-17-12		299-19		142-3
	301-3-12		300-5		143-3
	301-17-12		300-19		144-3
	302-5-12		301-5	37803-93J03	297-9
	303-5-12		301-19		298-9
	304-5-12		302-7		299-9
	305-5-12		303-7		300-9
	306-5-12		304-7		301-9
	309-9-12		305-7	37805-93J00	297-11
	310-9-12		306-7		298-11
	311-9-12		309-11		299-11
	312-9-12		310-11		300-11
	313-9-12		311-11		301-11
37143-99E00	241-9		312-11	37820-87J02	241-11
	242-9		313-11		242-11
	243-9	37210-93J00	297-13		243-11
	244-9		298-13		244-11
	245-9		299-13		245-11
	246-9		300-13		246-11

PART NO.	FIG.NO.-REF.NO.	PART NO.	FIG.NO.-REF.NO.	PART NO.	FIG.NO.-REF.NO.
			309-12		300-10
			310-12	37826-92E00	301-10
			311-12		241-13
			312-12		242-13
			313-12		243-13
37820-93J03			297-21		244-13
			298-21		245-13
			299-21		246-13
			300-21		297-23
			301-21		298-23
			302-9		299-23
			303-9		300-23
			304-9		301-23
			305-9		309-14
			306-9		310-14
37820-99E01			112-6		311-14
			113-2		312-14
			114-10		313-14
			115-6	37850-87J00	242-15
			116-6		245-15
			117-10		246-15
			118-10		309-15
			119-2		310-15
			120-2		311-15
			121-10		312-15
			122-10		313-15
37823-92E01			241-12	37850-90J05	302-11
			242-12		303-11
			243-12		304-11
			244-12		305-11
			245-12		306-11
			246-12	37850-93J10	307-4
			297-22	37850-99E04	134-4
			298-22		136-4
			299-22		137-4
			300-22		138-4
			301-22		139-4
			302-10		140-4
			303-10		143-4
			304-10		144-4
			305-10	37852-87J00	242-16
			306-10		245-16
			309-13		246-16
			310-13		309-16
			311-13		310-16
			312-13		311-16
			313-13		312-16
37825-99E00			297-10		313-16
			298-10	37855-99E00	297-12
			299-10		298-12
					299-12
					300-12
					301-12
					302-53
					303-53
					304-53
					305-53
					306-53
					297-27
					298-27
					299-27
					300-27
					301-27
					297-28
					298-28
					299-28
					300-28
					301-28
					170-3
					171-3
					172-3
					173-3
					174-3
					175-3
					176-3
					177-3
					178-1
					179-1
					180-1
					181-1
					182-1
					183-1
					184-1
					185-1
					134-7
					136-7
					137-7
					138-7
					139-7
					140-7
					143-7
					144-7
					134-8
					136-8
					137-8
					138-8
					139-8
					140-8
					143-8
					144-8

PART NO.	FIG.NO.-REF.NO.	PART NO.	FIG.NO.-REF.NO.	PART NO.	FIG.NO.-REF.NO.
38500-92X50	241-14		129-11		153-3
	242-14		130-10	41130-88L10	147-3
	243-14		130-11		150-3
	244-14		131-10		151-3
	245-14		131-11		154-3
	246-14		132-10		155-3
	309-17		132-11	41135-93J00	145-16
	310-17		133-10		146-16
	311-17		133-11		148-16
	312-17				149-16
	313-17				152-16
38500-93J00	286-3		153-16		153-16
	287-1			41135-93J11	147-4
	288-3				150-4
	289-3				151-4
	290-1	41111-88L02-0EP	147-1-1		154-4
291-3		150-1-1		155-4	
292-3		151-1	41153-94500		145-6
293-1		154-1			146-6
294-1		155-1			147-7
295-1	41111-88L02-Y5S	147-1-2			148-6
296-1		150-1-2			149-6
297-7	41111-89J21-0EP	145-1-1			150-7
297-25		146-1			151-7
298-7		148-1-1			152-6
298-25		149-1			153-6
299-7		152-1			154-7
299-25		153-1			155-7
300-7	41111-89J21-Y5S	145-1-2	41161-94400		248-1
300-25		148-1-2			250-1
301-7	41121-88L01-0EP	147-2-1			251-1
301-25		150-2-1			253-1
302-12		151-2			254-1
303-12		154-2	41221-88L00		158-23
304-12		155-2			161-23
305-12	41121-88L01-Y5S	147-2-2			162-23
306-12		150-2-2			165-19
123-10	41121-89J15-0EP	145-2-1			166-19
123-11		146-2	41224-88L00		158-25
124-10		148-2-1			161-25
124-11		149-2			162-25
125-10		152-2			165-21
125-11		153-2			166-21
126-10	41121-89J15-Y5S	145-2-2	41226-97E00		156-19
126-11		148-2-2			157-15
127-10	41130-87J11	145-3			159-19
127-11		146-3			160-15
128-10		148-3			163-15
128-11		149-3			164-15
129-10		152-3	41230-97E10		156-24

PART NO.	FIG.NO.-REF.NO.	PART NO.	FIG.NO.-REF.NO.	PART NO.	FIG.NO.-REF.NO.
	157-20	43111-88L40-0EP	158-1-3		163-25
	159-24		161-1-2		164-25
	160-20		161-1-3	43512-88L00	157-26
	163-20		162-1-1		160-26
	164-20		162-1-2		163-26
41231-88L01	158-27		165-1-1		164-26
	161-27		165-1-2	43513-88L00	157-27
	162-27		166-1-1		160-27
	165-23		166-1-2		163-27
	166-23	43111-88L40-Y5S	158-1-4		164-27
41234-88L00	158-28		161-1-4	43514-88L00	157-28
	161-28	43111-88L50-0EP	158-1-1		160-28
	162-28		161-1-1		163-28
	165-24	43111-88L50-Y5S	158-1-2		164-28
	166-24	43112-99E00	75-12	43515-88L00	157-29
41270-89J10	156-20	43114-88L00	158-14		160-29
	157-16		161-14		163-29
	159-20		162-14		164-29
	160-16		165-14	43516-88L00	157-30
	163-16		166-14		160-30
	164-16	43119-88L00	158-11		163-30
41280-88L10	158-24		161-11		164-30
	161-24		162-11	43517-88L00	157-31
	162-24		165-11		160-31
	165-20		166-11		163-31
	166-20	43119-88L10	158-12		164-31
41280-89J04	156-21		161-12	43711-89J10	156-3
	157-17		162-12		157-3
	159-21		165-12		159-3
	160-17		166-12		160-3
	163-17	43211-87J00	156-2		163-3
	164-17		157-2		164-3
43111-88L20-0EP	157-1-1		159-2	43711-97E00	158-3
	160-1-1		160-2		161-3
	163-1-1		163-2		162-3
	163-1-2		164-2		165-3
	164-1-1	43211-88L00	158-2		166-3
	164-1-2		161-2	43750-88L20-0EP	156-4-2
43111-88L21-0EP	156-1-2		162-2		157-4
	157-1-2		165-2		158-4-3
	159-1-2		166-2		159-4-2
	160-1-2	43241-87J00	146-17		160-4
	163-1-3		152-17		161-4-2
	163-1-4		153-17		161-4-3
	164-1-3	43411-88L00	157-24		162-4-1
	164-1-4		160-24		162-4-2
43111-88L21-Y5S	156-1-3		163-24		163-4-1
	159-1-3		164-24		163-4-2
43111-88L31-0EP	156-1-1	43415-88L00	157-25		164-4-1
	159-1-1		160-25		164-4-2

PART NO.	FIG.NO.-REF.NO.	PART NO.	FIG.NO.-REF.NO.	PART NO.	FIG.NO.-REF.NO.
	165-4-1		245-53	47226-89J00	167-3
	165-4-2		246-53		168-3
	166-4-1		309-57		169-3
	166-4-2		310-57	47400-87J32	167-4
43750-88L20-Y5S	156-4-3		311-57		168-4
	158-4-4		312-57		169-4
	159-4-3	43770-99E03	313-57	48000-88L15	170-1
43750-88L30-0EP	161-4-4		245-59		171-1
	156-4-1		246-59		172-1
	158-4-1		309-51		173-1
	159-4-1		310-51		174-1
	161-4-1		311-51		175-1
43750-88L30-Y5S	158-4-2		312-51		176-1
43755-87L12-0EP	157-22		313-51		177-1
	160-22	43776-87L00	309-60	48121-88L00	171-20
	163-22		310-60		174-20
	164-22		311-60		175-20
	245-57		312-60		176-20
	246-57		313-60		177-20
	309-59	45260-89J00	167-1	48121-89J10	167-5
	310-59		168-1		168-5
	311-59		169-1		169-5
	312-59	45421-89J00	145-4		170-20
	313-59		146-4		172-20
43755-88L00-0EP	156-11		148-4		173-20
	158-19		149-4	48320-87J10	170-4
	159-11		152-4		171-4
	161-19		153-4		172-4
	162-19	45731-96312	156-22		173-4
43761-87J12-0EP	241-1-2		157-18		174-4
	242-1-2		158-29		175-4
	243-1-2		159-22		176-4
	244-1-2		160-18		177-4
	245-1-2		161-29	48321-89J11	167-6
	246-1-2		162-29		168-6
43761-87J30-0EP	241-1-1		163-18		169-6
	242-1-1		164-18		170-21
	243-1-1		165-25		171-21
	244-1-1		166-25		172-21
	245-1-1	47225-87J00	170-19		173-21
	246-1-1		172-19		174-21
	309-4		173-19		175-21
	310-4	47225-88L00	171-19		176-21
	311-4		174-19		177-21
	312-4		175-19	48325-89J00	167-7
	313-4		176-19		168-7
43768-90J01	241-52		177-19		169-7
	242-53	47225-89J00	167-2		170-22
	243-52		168-2		171-22
	244-52		169-2		172-22

PART NO.	FIG.NO.-REF.NO.	PART NO.	FIG.NO.-REF.NO.	PART NO.	FIG.NO.-REF.NO.
	173-22		172-9		174-15
	174-22		173-9		175-15
	175-22		174-9		176-15
	176-22		175-9		177-15
	177-22		176-9	48611-88L00	170-16
48326-87J00	170-23		177-9		171-16
	171-23	48553-97E00	170-10		172-16
	172-23		171-10		173-16
	173-23		172-10		174-16
	174-23		173-10		175-16
	175-23		174-10		176-16
	176-23		175-10		177-16
	177-23		176-10	48681-87J11	170-17
48326-89J00	167-8		177-10		171-17
	168-8	48557-87J10	170-11		172-17
	169-8		171-11		173-17
48330-87J10	170-5		172-11		174-17
	171-5		173-11		175-17
	172-5		174-11		176-17
	173-5		175-11		177-17
	174-5		176-11	48862-87J20	170-18
	175-5		177-11		171-18
	176-5	48571-88L00	170-12		172-18
	177-5		171-12		173-18
48510-97E00	170-6		172-12		174-18
	171-6		173-12		175-18
	172-6		174-12		176-18
	173-6		175-12		177-18
	174-6		176-12		
	175-6		177-12		
	176-6	48572-87J10	170-13		
	177-6		171-13		
48541-87J10	170-7		172-13		
	171-7		173-13		
	172-7		174-13		
	173-7		175-13	51110-88L00-0EP	186-1-1
	174-7		176-13		187-1
	175-7		177-13		188-1-1
	176-7	48582-97E01	170-14		189-1-1
	177-7		171-14		190-1
48541-87J20	170-8		172-14		191-1-1
	171-8		173-14		192-1
	172-8		174-14		193-1
	173-8		175-14		194-1
	174-8		176-14		195-1
	175-8		177-14		196-1
	176-8	48583-87J10	170-15	51110-88L00-Y5S	186-1-2
	177-8		171-15		188-1-2
48551-88L00	170-9		172-15		189-1-2
	171-9		173-15		191-1-2

PART NO.	FIG.NO.-REF.NO.	PART NO.	FIG.NO.-REF.NO.	PART NO.	FIG.NO.-REF.NO.
51122-88L00	186-8		192-2		192-20
	187-8		193-2		195-20
	188-8		194-2		196-20
	189-8		195-2		199-14
	190-8		196-2		202-18
	191-8		314-9		203-18
	192-8		315-9		206-18
	193-8		316-9		207-18
	194-8		317-9	54114-90J01	186-20
	195-8		318-9		186-22
51123-88L00	196-8		319-9		187-20
	186-9		320-9		187-22
	187-9		321-9		188-22
	188-9		322-9		189-20
	189-9		323-9		189-22
	190-9		324-9		190-20
	191-9	52111-88L00-0EP	197-1-1		190-22
	192-9		199-1-1		191-22
	193-9		200-1-1		192-22
	194-9		202-1-1		193-20
51170-88L00	195-9	52111-88L00-Y5S	199-1-2		193-22
	196-9	52111-88L10-0EP	197-1-2		194-20
	314-10		198-1		194-22
	315-10		199-1-3		195-22
	316-10		200-1-2		196-22
	317-10		201-1		197-14
	318-10		202-1-2		198-14
	319-10		202-1-3		199-16
	320-10		203-1-1		200-14
	321-10		203-1-2		201-14
51211-88L00	322-10		204-1-1		202-20
	323-10		204-1-2		203-20
	324-10		205-1-1		204-18
	186-14		205-1-2		205-18
	187-14		206-1-1		206-20
	188-14		206-1-2		207-20
	189-14		207-1-1	54120-88L00	188-17
	190-14		207-1-2		191-17
	191-14	52111-88L10-Y5S	197-1-3		192-17
	192-14		199-1-4		195-17
51211-88L00	193-14		200-1-3		196-17
	194-14		202-1-4	54121-88L00	186-23
	195-14	52131-88L00-0EP	202-7		187-23
	196-14		203-7		189-23
	186-2		204-7		190-23
	187-2		205-7		193-23
	188-2		206-7		194-23
	189-2		207-7	54123-88L00	186-24
	190-2	54114-88L00	188-20		187-24
	191-2		191-20		189-24

PART NO.	FIG.NO.-REF.NO.	PART NO.	FIG.NO.-REF.NO.	PART NO.	FIG.NO.-REF.NO.
54124-88L20	190-24		201-9		206-16
	193-24		204-13		207-16
	194-24		205-13	54211-87J10-0EP	197-7-1
	186-17	54166-95J02	186-19		198-7
	187-17		187-19		199-7-1
	189-17		188-19		200-7-1
	190-17		189-19		201-7
	193-17		190-19		202-11-1
	194-17		191-19		203-11
	186-18		192-19		204-11
54130-88L00	187-18		193-19		205-11
	188-18		194-19		206-11
	189-18		195-19		207-11
	190-18		196-19	54211-87J10-Y5S	197-7-2
	191-18		197-12		199-7-2
	192-18		198-12		200-7-2
	193-18		199-13		202-11-2
	194-18		200-12	54221-88L00-0EP	197-4-1
	195-18		201-12		198-4
	196-18		202-17		199-4-1
54137-88L00	186-12		203-17		200-4-1
	187-12		204-16		201-4
	188-12		205-16		202-4-1
	189-12		206-17		203-4
	190-12		207-17		204-4
	191-12	54167-87L01	197-10		205-4
	192-12		198-10		206-4
	193-12		199-10		207-4
	194-12		200-10	54221-88L00-Y5S	197-4-2
	195-12		201-10		199-4-2
54151-88L00	196-12		202-14		200-4-2
	197-8		203-14		202-4-2
	198-8		204-14	54231-88L00-0EP	197-5-1
	199-8		205-14		198-5
	200-8		206-14		199-5-1
	201-8		207-14		200-5-1
	202-12	54170-88L00	199-11		201-5
	203-12		202-15		202-5-1
	204-12		203-15		203-5
	205-12		206-15		204-5
54160-88L00	206-12		207-15		205-5
	207-12	54180-88L00	197-11		206-5
	199-9		198-11		207-5
	202-13		199-12	54231-88L00-Y5S	197-5-2
	203-13		200-11		199-5-2
	206-13		201-11		200-5-2
	207-13		202-16		202-5-2
	197-9		203-16	55100-87J50-0EP	208-1-1
	198-9		204-15		209-1
	200-9		205-15		210-1-1

PART NO.	FIG.NO.-REF.NO.	PART NO.	FIG.NO.-REF.NO.	PART NO.	FIG.NO.-REF.NO.
	211-1-1		213-20		108-20
	212-1		214-20	56120-94321-Y5S	98-20-2
	213-1-1		215-20		100-20-2
	214-1		216-20		101-20-2
	215-1		217-20		103-20-2
	216-1		218-20	56130-87J10-0EP	98-26-1
55100-87J50-Y5S	217-1	55320-94900	147-12		99-26
	218-1		150-12		100-26-1
	208-1-2		151-12		101-26-1
	210-1-2		154-12		102-26
	211-1-2		155-12		103-26-1
55122-88L00	213-1-2	55320-95311	145-7		104-26
	98-28		146-7		105-26
	99-28		148-7		106-26
	100-28		149-7		107-26
	101-28		152-7		108-26
	102-28		153-7	56130-87J10-Y5S	98-26-2
	103-28	55321-87J00	1-7-1		100-26-2
	104-28		2-8		101-26-2
	105-28		167-9		103-26-2
	106-28		168-9	57110-88L02	98-1-1
	107-28		169-9		100-1-1
55125-95500	108-28		170-26		101-1-1
	208-4		171-26		103-1-1
	209-4		172-26	57110-88L12	98-1-2
	210-4		173-26		99-1
	211-4		174-26		100-1-2
	212-4		175-26		101-1-2
	213-4		176-26		102-1
	214-4		177-26		103-1-2
	215-4	55321-87J10	1-7-2		104-1-1
	216-4		208-20		105-1-1
	217-4		209-20		106-1-1
	218-4		210-20		107-1-1
55181-95200	208-17		211-20		108-1-1
	209-17		212-20	57110-88L22	103-1-3
	210-17		213-22		104-1-2
	211-17		215-22		105-1-2
	212-17		216-22		106-1-2
	213-19		218-22		107-1-2
	214-19	56120-94321-0EP	98-20-1		108-1-2
	215-19		99-20	57130-94301	202-10
	216-19		100-20-1		203-10
	217-19		101-20-1		204-10
	218-19		102-20		205-10
55300-95500	208-18		103-20-1		206-10
	209-18		104-20		207-10
	210-18		105-20	57133-88L01	98-2
	211-18		106-20		99-2
	212-18		107-20		100-2

PART NO.	FIG.NO.-REF.NO.	PART NO.	FIG.NO.-REF.NO.	PART NO.	FIG.NO.-REF.NO.
	101-2		107-14		102-16
	102-2		108-14		103-16
	103-2	57630-94300	208-16		104-16
	104-2		209-16		105-16
	105-2		210-16		106-16
	106-2		211-16		107-16
	107-2		212-16		108-16
57133-94400	108-2		213-18	58100-88L03-019	208-9-1
	98-3		214-18		209-9-1
	99-3		215-18		210-9-1
	100-3		216-18		211-9-1
	101-3		217-18		212-9-1
	102-3		218-18		213-11-1
	103-3	57631-95303	98-19		214-11-1
	104-3		99-19		215-11-1
	105-3		100-19		216-11-1
	106-3		101-19		217-11-1
	107-3		102-19		218-11-1
	108-3		103-19	58100-88L13-019	208-9-2
57300-87851	98-6		104-19		209-9-2
	99-6		105-19		210-9-2
	100-6		106-19		211-9-2
	101-6		107-19		212-9-2
	102-6		108-19		213-11-2
	103-6	57632-95320	208-11		214-11-2
	104-6		209-11		215-11-2
	105-6		210-11		216-11-2
	106-6		211-11		217-11-2
	107-6		212-11		218-11-2
	108-6		213-13	58100-88L23-019	208-9-3
57610-94402	98-13		214-13		209-9-3
	99-13		215-13		210-9-3
	100-13		216-13		211-9-3
	101-13		217-13		212-9-3
	102-13		218-13		213-11-3
	103-13	57633-94300	208-12		214-11-3
	104-13		209-12		215-11-3
	105-13		210-12		216-11-3
	106-13		211-12		217-11-3
	107-13		212-12		218-11-3
	108-13		213-14	58100-88L52-019	208-9-6
57621-87J02	98-14		214-14		209-9-6
	99-14		215-14		210-9-6
	100-14		216-14		211-9-6
	101-14		217-14		212-9-6
	102-14		218-14		213-11-6
	103-14	57634-88L00	98-16		214-11-6
	104-14		99-16		215-11-6
	105-14		100-16		216-11-6
	106-14		101-16		217-11-6

PART NO.	FIG.NO.-REF.NO.	PART NO.	FIG.NO.-REF.NO.	PART NO.	FIG.NO.-REF.NO.
58100-88L62-019	218-11-6	58120-88L01	213-11-5	61151-88L00	222-2
	208-9-7		214-11-5		223-2
	209-9-7		215-11-5		224-2
	210-9-7		216-11-5		225-2
	211-9-7		217-11-5		226-2
212-9-7	218-11-5		227-2		
213-11-7	208-10		228-2		
214-11-7	209-10		229-2		
215-11-7	210-10		219-6		
216-11-7	211-10		220-6		
58100-88L72-019	217-11-7	60000	212-10	61188-88L00	221-6
	218-11-7		213-12		222-6
	208-9-8		214-12		223-6
	209-9-8		215-12		224-6
	210-9-8		216-12		225-6
211-9-8	217-12		226-6		
212-9-8	218-12		227-6		
213-11-8			228-6		
214-11-8			229-6		
215-11-8			247-11		
216-11-8		230-1-1			
217-11-8		231-1			
218-11-8		232-1-1			
208-9-9		233-1-1			
209-9-9		234-1			
210-9-9	61112-88L10	219-1	61400-88804-0EP	235-1-1	
211-9-9		220-1		236-1	
212-9-9		221-1		237-1	
213-11-9		222-1		238-1	
214-11-9		223-1		239-1	
215-11-9		224-1		240-1	
216-11-9		225-1	61400-88810-Y5S	230-1-2	
217-11-9		226-1		232-1-2	
218-11-9		227-1		233-1-2	
208-9-4		228-1		235-1-2	
209-9-4	61124-88L10	229-1	61412-88L00	219-11	
210-9-4		219-24		220-11	
211-9-4		220-24		221-11	
212-9-4		221-24		222-11	
213-11-4		222-24		223-11	
214-11-4		223-24		224-11	
215-11-4		224-24		225-11	
216-11-4		225-24		226-11	
217-11-4		226-24		227-11	
218-11-4		227-24		228-11	
208-9-5	61134-88L00	228-24		229-11	
209-9-5		229-24	61422-88L02	230-13	
210-9-5		219-2		231-13	
211-9-5		220-2		232-13	
212-9-5		221-2	61422-88L12	233-13	

PART NO.	FIG.NO.-REF.NO.	PART NO.	FIG.NO.-REF.NO.	PART NO.	FIG.NO.-REF.NO.	
61422-88L22	234-13	61431-88L00-0EP	232-4	61443-88L02	61453-88L10	230-10-2
	235-13		233-4		232-10-2	
	236-13		234-4		233-10-2	
	237-13		235-4		235-10-2	
	238-13		236-4		61458-99E31	236-15
239-13	237-4				238-15	
240-13	238-4				240-15	
230-2-1	239-4		61458-99E40		230-15	
231-2	240-4				231-15	
232-2-1	230-9-1				232-15	
233-2-1	231-9		233-15			
234-2	232-9-1		234-15			
235-2-1	233-9-1		235-15			
236-2	234-9		237-15			
237-2	235-9-1		239-15			
238-2	236-9	61471-98J00	230-18			
239-2	237-9		232-18			
240-2	238-9		233-18			
230-2-2	239-9		235-18			
232-2-2	240-9	61472-93E32	9-10			
233-2-2	230-9-2		11-10			
235-2-2	232-9-2		13-10			
230-14-1	233-9-2	61472-93E40	3-10			
231-14	235-9-2		4-10			
232-14-1	230-11-1		5-10			
233-14-1	231-11		6-10			
234-14	232-11-1		7-10			
235-14-1	233-11-1		8-10			
236-14	234-11		10-10			
237-14	235-11-1		12-10			
238-14	236-11	61476-88L00	230-6			
239-14	237-11		231-6			
240-14	238-11		232-6			
230-14-2	239-11		233-6			
232-14-2	240-11		234-6			
233-14-2	230-11-2	61446-87L20	235-6			
235-14-2	232-11-2		236-6			
230-3	233-11-2		237-6			
231-3	235-11-2		238-6			
232-3	230-10-1	61453-88L02	239-6			
233-3	231-10		240-6			
234-3	232-10-1		61493-88L00	3-12		
235-3	233-10-1		4-12			
236-3	234-10		5-12			
237-3	235-10-1		6-12			
238-3	236-10		7-12			
239-3	237-10		8-12			
240-3	238-10		9-12			
230-4	239-10		10-12			
231-4	240-10		11-12			
61439-88L00						

PART NO.	FIG.NO.-REF.NO.	PART NO.	FIG.NO.-REF.NO.	PART NO.	FIG.NO.-REF.NO.
61494-88L00	12-12	61673-93J10	223-14	61821-88L01-0EP	222-5-3
	13-12		224-14		223-5-1
	3-13		225-14		224-5-1
	4-13		226-14		224-5-3
	5-13		227-14		224-5-5
6-13	228-14		225-5-1		
7-13	229-14		225-5-3		
8-13	219-22		226-5-1		
9-13	220-22		226-5-3		
10-13	221-22		227-5-1		
61610-95J00	11-13	61811-88L01-0EP	222-22	61821-88L01-0EP	227-5-3
	12-13		223-22		228-5-1
	13-13		224-22		228-5-3
	230-7		225-22		229-5-1
	231-7		226-22		229-5-3
232-7	227-22		219-4-2		
233-7	228-22		220-4		
234-7	229-22		221-4-3		
235-7	219-3-2		222-4-2		
236-7	220-3		223-4		
61632-93J00	237-7	61811-88L01-0EP	221-3-3	61821-88L01-Y5S	224-4-2
	238-7		222-3-2		224-4-3
	239-7		223-3		225-4-1
	240-7		224-3-2		225-4-2
	219-13		224-3-3		226-4-1
220-13	225-3-1		226-4-2		
221-13	225-3-2		227-4-1		
222-13	226-3-1		227-4-2		
223-13	226-3-2		228-4-1		
224-13	227-3-1		228-4-2		
225-13	227-3-2	229-4-1			
226-13	228-3-1	229-4-2			
227-13	228-3-2	219-4-3			
228-13	229-3-1	221-4-4			
229-13	229-3-2	222-4-3			
61633-88L00	219-16	61811-88L11-0EP	219-3-3	61821-88L11-0EP	224-4-4
	220-16		221-3-4		219-4-1
	221-16		222-3-3		221-4-1
	222-16		224-3-4		222-4-1
	223-16		219-3-1		224-4-1
224-16	221-3-1		221-4-2		
225-16	222-3-1		61831-88L00-0EP		219-7-1
226-16	224-3-1		220-7		
227-16	221-3-2		221-7-1		
228-16	61815-99J00		219-5-1		222-7-1
229-16	219-5-3	223-7			
61641-88L00	219-14	61811-88L11-Y5S	220-5-1	61821-88L11-Y5S	224-7-1
	220-14		221-5-1		225-7
	221-14		221-5-3		226-7
	222-14		222-5-1		227-7

PART NO.	FIG.NO.-REF.NO.	PART NO.	FIG.NO.-REF.NO.	PART NO.	FIG.NO.-REF.NO.
61831-88L00-Y5S	228-7	63210-93E30	246-25	63225-93200	241-20
	229-7		309-26		242-22
	219-7-2		310-26		243-20
	221-7-2		311-26		244-20
	222-7-2		312-26		245-22
224-7-2	313-26		246-22		
242-2-1	241-17		309-23		
245-2-1	242-19		310-23		
246-2-1	243-17		311-23		
309-1	244-17		312-23		
310-1	245-19	313-23			
311-1	246-19	241-21			
312-1	309-20	242-23			
313-1	310-20	243-21			
241-2-1	311-20	244-21			
243-2-1	312-20	245-23			
244-2-1	313-20	246-23			
241-15	309-24	311-24			
242-17	242-56	312-24			
243-15	243-55	313-24			
244-15	244-55	241-22			
245-17	245-56	242-24			
246-17	309-50	243-22			
309-18	310-50	244-22			
310-18	311-50	245-24			
311-18	312-50	246-24			
312-18	313-50	309-25			
313-18	241-18	310-25			
242-2-2	242-20	311-25			
245-2-2	243-18	312-25			
246-2-2	244-18	313-25			
241-2-2	245-20	241-24			
243-2-2	246-20	242-26			
244-2-2	309-21	243-24			
241-16	310-21	244-24			
242-18	311-21	245-26			
243-16	312-21	246-26			
244-16	313-21	309-27			
245-18	241-19	310-27			
246-18	243-19	311-27			
309-19	244-19	312-27			
310-19	245-21	313-27			
311-19	246-21	241-42			
312-19	309-22	242-43			
313-19	310-22	243-42			
241-23	311-22	244-42			
242-25	312-22	245-43			
243-23	313-22	246-43			
244-23					
245-25					

PART NO.	FIG.NO.-REF.NO.	PART NO.	FIG.NO.-REF.NO.	PART NO.	FIG.NO.-REF.NO.
	309-44		242-31		310-47
	310-44		243-29		311-47
	311-44		244-29		312-47
	312-44		245-31		313-47
	313-44		246-31		241-46
63260-87J02	241-25		309-32	63612-87J00	242-47
	242-27		310-32		243-46
	243-25		311-32		244-46
	244-25		312-32		245-47
	245-27		313-32		246-47
	246-27	63273-87J00	241-30		309-48
	309-28		242-32		310-48
	310-28		243-30		311-48
	311-28		244-30		312-48
	312-28		245-32		313-48
63261-87J00	313-28		246-32	63625-99E00	241-33
	241-26		309-33		242-35
	242-28		310-33		243-33
	243-26		311-33		244-33
	244-26		312-33		245-35
	245-28		313-33		246-35
	246-28	63274-87J00	241-31		309-36
	309-29		242-33		310-36
	310-29		243-31		311-36
	311-29		244-31		312-36
	312-29		245-33		313-36
63262-87J00	313-29		246-33	63626-99E01	241-34
	241-27		309-34		242-36
	242-29		310-34		243-34
	243-27		311-34		244-34
	244-27		312-34		245-36
	245-29		313-34		246-36
	246-29	63610-88L00	241-32		309-37
	309-30		242-34		310-37
	310-30		243-32		311-37
	311-30		244-32		312-37
	312-30		245-34		313-37
	313-30		246-34	65000-95D01	247-1
63271-87J00	241-28		309-35	65520-95D00	247-2
	242-30		310-35	65561-95D00	247-3
	243-28		311-35	65700-90J14	247-8
	244-28		312-35	65740-95D01	247-7
	245-30		313-35	65750-95500	247-9
	246-30	63611-87J00	241-45	65770-95505	247-10
	309-31		242-46	65831-95D00	247-4
	310-31		243-45	65890-95D00	247-5
	311-31		244-45	65892-95D00	247-6
	312-31		245-46	67200-93J04	302-1
	313-31		246-46		303-1
63272-87J00	241-29		309-47		304-1

PART NO.	FIG.NO.-REF.NO.	PART NO.	FIG.NO.-REF.NO.	PART NO.	FIG.NO.-REF.NO.
	305-1		67236-92E00		308-32
	306-1		67237-92E01		308-33
67200-93J13	307-1		67238-87D00		302-21
	308-1				303-21
	307-27				304-21
67211-93J00	302-13			67255-99E00	305-21
67212-95600	303-13				306-21
	304-13	67238-92E00			308-34
	305-13	67239-92E00			308-35
	306-13	67239-92E10			308-45
	302-14	67240-92E00			308-17
67213-92E00	303-14	67241-92E10			308-43
	304-14	67241-99E10			302-22
	305-14				303-22
	306-14				304-22
	302-17			67257-92E00	305-22
67220-95630	303-17			67257-99E00	306-22
	304-17	67243-92E00			308-44
	305-17	67243-95600			302-23
	306-17				303-23
67221-92E00	308-8				304-23
67222-92E00	308-2			67258-99E00	305-23
67223-92E00	308-3				306-23
67223-99E10	302-18	67244-95600			302-24
	303-18				303-24
	304-18				304-24
	305-18			67259-87D00	305-24
	306-18				306-24
67224-92E00	308-9	67245-92E00			308-23
67226-92E00	308-15	67245-95600			302-25
67226-92E10	308-16				303-25
67227-92E00	308-24			67261-93J00	304-25
67228-92E00	308-18			67261-99E00	305-25
67229-95600	302-19				306-25
	303-19	67246-92E00			308-36
	304-19	67251-93J00			307-12
	305-19	67251-99E10			302-26
	306-19			67263-87J10	303-26
67230-92E00	308-20				304-26
67231-92E00	308-41				305-26
67232-95600	302-20				306-26
	303-20	67252-92E10		67263-93J00	308-39
	304-20	67252-95600		67264-95600	308-39
	305-20				302-27
	306-20				303-27
	308-42				304-27
	308-28				305-27
67232-95620	308-28			67267-93J00	306-27
67233-92E00	308-26	67253-92E00			307-15
67234-92E00	308-22	67253-92E10			308-38
67235-92E00	308-27	67253-95600			302-28
					303-37-2
					304-37-2
					305-37-2

PART NO.	FIG.NO.-REF.NO.	PART NO.	FIG.NO.-REF.NO.	PART NO.	FIG.NO.-REF.NO.
67267-95610	306-37-2	67294-92E00 67294-95600	304-41	67297-95600	306-46
	302-37-1		305-41		307-25
	303-37-1		306-41		302-47
	304-37-1		308-5		303-47
	305-37-1		308-10		304-47
67269-92E00 67271-92E00 67273-92E00 67273-95600	306-37-1	67295-92E00 67295-92E10 67296-88D10	302-42	67320-93J00	305-47
	308-29		303-42		306-47
	307-26		304-42		302-56-1
	307-23		305-42		303-56-1
	302-38		306-42		304-56-1
67274-92E00 67275-95600	303-38	67296-90J00	307-8	67320-93J10	305-56-1
	304-38		307-5		306-56-1
	305-38		307-6		302-56-2
	306-38		308-13		303-56-2
	307-22		308-30		304-56-2
67281-93J00 67286-92E00 67287-92E00 67288-92E00	307-24	67296-92E10	302-43	67320-93J20	305-56-2
	302-39		303-43		306-56-2
	303-39		304-43		302-56-3
	304-39		305-43		303-56-3
	305-39		306-43		304-56-3
67281-93J00 67286-92E00 67287-92E00 67288-92E00	306-39	67296-92E20 67296-92E30 67296-92E60 67296-92E70	302-16	67320-93J30	305-56-3
	307-21		303-16		306-56-3
	307-17		304-16		302-56-4
	308-19		305-16		303-56-4
	307-20		306-16		304-56-4
67288-92E10 67288-92E20 67288-92E30 67288-92E40 67291-92E00 67291-92E10 67292-87J00	302-40	67296-94300	308-12	67320-93J40	305-56-4
	303-40		308-14		306-56-4
	304-40		307-18		302-56-5
	305-40		307-13		303-56-5
	306-40		307-9		304-56-5
67288-92E10 67288-92E20 67288-92E30 67288-92E40 67291-92E00 67291-92E10 67292-87J00	308-4	67296-94310	307-28	67320-93J50	305-56-5
	308-6		302-44		306-56-5
	307-7		303-44		302-56-6
	307-14		304-44		303-56-6
	307-10		305-44		304-56-6
67291-92E00 67291-92E10 67292-87J00	308-7	67296-95600	306-44	67320-93J60	305-56-6
	308-37		302-35		306-56-6
	241-36		303-35		302-56-7
	242-37		304-35		303-56-7
	243-36		305-35		304-56-7
67292-94300	244-36	67296-95610	306-35	67320-93J70	305-56-7
	245-37		302-45		306-56-7
	246-37		303-45		302-56-8
	309-38		304-45		303-56-8
	310-38		305-45		304-56-8
67292-94300	311-38	67296-95610	306-45	67320-93J80	305-56-8
	312-38		302-46		306-56-8
	313-38		303-46		302-56-9
	302-41		304-46		303-56-9
	303-41		305-46		304-56-9

PART NO.	FIG.NO.-REF.NO.	PART NO.	FIG.NO.-REF.NO.	PART NO.	FIG.NO.-REF.NO.
67341-88L01	305-56-9	67725-99E00	253-3	67726-99E00	99011-88L10-054
	306-56-9		254-3		314-12-1
	76-16		248-4		315-12-1
	77-16		250-4		316-12
	78-16		251-4		317-12-1
67343-88L01	79-16	67728-99E00	253-4	68111-18G20	318-12-1
	80-16		254-4		319-12-1
	81-16		248-5		321-12-1
	82-16		250-5		323-12-1
	83-16		251-5		314-12-2
67467-89J01	84-16	68165-16B00-13L	253-5	69711-93E10	315-12-2
	85-16		254-5		317-12-2
	86-16		248-6		318-12-2
	76-18		250-6		319-12-2
	77-18		251-6		320-12
67500-93J00 67700-93J00	78-18	69711-93E10	253-6	69711-93E10	321-12-2
	79-18		254-6		322-12
	80-18		230-12		323-12-2
	81-18		231-12		324-12
	82-18		232-12		
67701-87J11	83-18	69711-93E10	233-12	69711-93E10	
	84-18		234-12		
	85-18		235-12		
	86-18		236-12		
	248-7		237-12		
67701-87J11	249-1	69711-93E10	238-12	69711-93E10	
	250-7		239-12		
	251-7		240-12		
	252-1		302-48		
	253-7		303-48		
67701-87J11	254-7	69711-93E10	304-48	69711-93E10	
	255-1		305-48		
	256-1		306-48		
	257-1		3-11		
	258-1		4-11		
67701-87J11	307-29	69711-93E10	5-11	69711-93E10	
	249-4		6-11		
	252-4		7-11		
	255-4		8-11		
	256-4		9-11		
67701-87J11	257-4	69711-93E10	10-11	69711-93E10	
	258-4		11-11		
	248-2		12-11		
	250-2		13-11		
	251-2				
67721-87J00	253-2	69711-93E10		69711-93E10	
	254-2				
	248-3				
	250-3				
	251-3				

00000

90000

PART NO.	FIG.NO.-REF.NO.	PART NO.	FIG.NO.-REF.NO.	PART NO.	FIG.NO.-REF.NO.
	46-16		63-4		42-2
	47-16		64-4		43-2
	48-16		65-4		44-2
	49-16		66-4		45-2
	50-16		67-4		46-2
	75-17		68-4		47-2
	76-14		69-4		48-2
	77-14		70-4		49-2
	78-14		71-4		50-2
	79-14		72-4		111-2
	80-14		73-4	01550-06307	3-2
	81-14		76-3		4-2
	82-14		76-17		5-2
	83-14		77-3		6-2
	84-14		77-17		7-2
	85-14		78-3		8-2
	86-14		78-17		9-2
	110-11		79-3		10-2
	123-24		79-17		11-2
	124-24		80-3		12-2
	125-24		80-17		13-2
	126-24		81-3		18-24
	127-24		81-17		19-24
	128-24		82-3		20-24
	129-24		82-17		21-24
	130-24		83-3		22-24
	131-24		83-17		23-24
	132-24		84-3		24-24
	133-24		84-17		25-24
	134-9		85-3		26-24
	136-9		85-17		27-24
	137-9		86-3		28-24
	138-9		86-17		31-4
	139-9		109-20		34-4
	140-9	01550-06207	17-15		35-4
	143-9		62-7		36-4
	144-9	01550-0620A	15-10		37-4
01550-0612A	15-12	01550-06257	3-8		38-4
01550-06167	1-27		4-8		39-4
	40-9		5-8		76-4
	41-9		6-8		77-4
	42-9		7-8		78-4
	43-9		8-8		79-4
	44-9		9-8		80-4
	45-9		10-8		81-4
	46-9		11-8		82-4
	47-9		12-8		83-4
	48-9		13-8		84-4
	49-9		40-2		85-4
	50-9		41-2		86-4

PART NO.	FIG.NO.-REF.NO.	PART NO.	FIG.NO.-REF.NO.	PART NO.	FIG.NO.-REF.NO.
01550-06407	63-11	01550-08457	1-12		23-16
	64-11	01550-0845A	186-4		25-16
	65-11		187-4		27-16
	66-11		188-4	02142-05207	241-44
	67-11		189-4		242-45
	68-11		190-4		243-44
	69-11		191-4		244-44
	70-11		192-4		245-45
	71-11		193-4		246-45
	72-11		194-4		309-46
	73-11		195-4		310-46
01550-06457	63-3		196-4		311-46
	64-3	01550-0885A	186-5		312-46
	65-3		187-5		313-46
	66-3		188-5	02142-0612A	1-21
	67-3		189-5	03112-06303	275-26
	68-3		190-5		276-24
	69-3		191-5		277-26
	70-3		192-5		278-26
	71-3		193-5		279-24
	72-3		194-5		280-26
01550-08207	73-3		195-5		281-26
	1-9		196-5		282-24
	2-2	01570-06167	76-20		283-24
	63-5		77-20		284-24
	64-5		78-20		285-24
	65-5		79-20	03121-0516A	297-24
	66-5		80-20		298-24
	67-5		81-20		299-24
	68-5		82-20		300-24
	69-5		83-20		301-24
	70-5		84-20	03122-05165	297-29
	71-5		85-20		298-29
	72-5		86-20		299-29
	73-5	01570-0616A	74-7		300-29
01550-0825A	186-10	02112-0408A	18-15		301-29
	187-10		19-15	03142-04309	51-17
	188-10		20-15		52-17
	189-10		21-15		53-17
	190-10		22-15		54-17
	191-10		23-15		55-17
	192-10		25-15		56-17
	193-10		27-15		57-17
	194-10	02112-06307	110-12		58-17
	195-10	02112-34167	17-9		59-17
	196-10	02142-0408B	18-16		60-17
01550-08307	17-5		19-16		61-17
	109-21		20-16	03542-05169	219-12
01550-08407	2-6		21-16		220-12
	17-6		22-16		221-12

PART NO.	FIG.NO.-REF.NO.	PART NO.	FIG.NO.-REF.NO.	PART NO.	FIG.NO.-REF.NO.
	222-12		99-12		130-17
	223-12		100-12		131-17
	224-12		101-12		132-17
	225-12		102-12		133-17
	226-12		103-12	08316-10087	17-7
	227-12		104-12		123-2
	228-12		105-12		124-2
	229-12		106-12		125-2
03542-06169	230-5		107-12		126-2
	231-5		108-12		127-2
	232-5	08211-35451	98-10-6		128-2
	233-5		99-10-6		129-2
	234-5		100-10-6		130-2
	235-5		101-10-6		131-2
	236-5		102-10-6		132-2
	237-5		103-10-6		133-2
	238-5		104-10-6	08321-01067	123-18
	239-5		105-10-6		124-18
	240-5		106-10-6		125-18
03542-06209	3-4		107-10-6		126-18
	4-4		108-10-6		127-18
	5-4	08221-35455	98-10-1		128-18
	6-4		99-10-1		129-18
	7-4		100-10-1		130-18
	8-4		101-10-1		131-18
	9-4		102-10-1		132-18
	10-4		103-10-1		133-18
	11-4		104-10-1	08331-3115A	87-12
	12-4		105-10-1		88-12
	13-4		106-10-1		89-12
04211-09109	74-4		107-10-1		90-12
04211-13189	1-13		108-10-1		91-12
04221-04089	3-9	08221-35456	98-10-4		92-12
	4-9		99-10-4		93-12
	5-9		100-10-4		94-12
	6-9		101-10-4		95-12
	7-9		102-10-4		96-12
	8-9		103-10-4		97-12
	9-9		104-10-4	09100-06113	167-10
	10-9		105-10-4		168-10
	11-9		106-10-4		169-10
	12-9		107-10-4	09100-08232	302-49
	13-9		108-10-4		303-49
	14-7	08310-00067	123-17		304-49
04221-05109	16-6		124-17		305-49
07120-06357	29-5		125-17		306-49
	30-5		126-17	09100-08260	15-5
	32-5		127-17	09100-10264	241-47
	33-5		128-17		242-48
08211-20263	98-12		129-17		243-47

PART NO.	FIG.NO.-REF.NO.	PART NO.	FIG.NO.-REF.NO.	PART NO.	FIG.NO.-REF.NO.
	244-47		176-27		158-20
	245-48		177-27		159-12
	246-48	09103-10189	16-4		161-20
	309-52	09103-14024	110-2		162-20
	310-52	09106-05030	110-7	09116-06094	51-15
	311-52	09106-08099	241-40		52-15
	312-52		242-41		53-15
	313-52		243-40		54-15
09100-12091	145-9-2		244-40		55-15
	146-9-2		245-41		56-15
	147-8-2		246-41		57-15
	148-9-2		309-42		58-15
	149-9-2		310-42		59-15
	150-8-2		311-42		60-15
	151-8-2		312-42		61-15
	152-9-2		313-42		145-8
	153-9-2	09106-10065	147-14		146-8
	154-8-2		150-14		148-8
	155-8-2		151-14		149-8
09100-12093	145-9-1		154-14		152-8
	146-9-1		155-14		153-8
	147-8-1	09108-06143	51-7		156-23
	148-9-1		52-7		157-19
	149-9-1		53-7		157-32
	150-8-1		54-7		159-23
	151-8-1		55-7		160-19
	152-9-1		56-7		160-32
	153-9-1		57-7		163-19
	154-8-1		58-7		163-32
	155-8-1		59-7		164-19
09103-06093	112-5		60-7		164-32
	114-9		61-7	09116-06121	62-3
	115-5	09108-06144	51-8		75-8
	116-5		52-8		147-13
	117-9		53-8		150-13
	118-9		54-8		151-13
	121-9		55-8		154-13
	122-9		56-8		155-13
09103-06266	1-3		57-8	09116-06127	219-15
09103-06281	1-8		58-8		220-15
	2-9		59-8		221-15
	167-12		60-8		222-15
	168-12		61-8		223-15
	169-12	09108-08254	202-8		224-15
	170-27		203-8		225-15
	171-27		204-8		226-15
	172-27		205-8		227-15
	173-27		206-8		228-15
	174-27		207-8		229-15
	175-27	09108-10161	156-12	09116-06202	111-4

PART NO.	FIG.NO.-REF.NO.	PART NO.	FIG.NO.-REF.NO.	PART NO.	FIG.NO.-REF.NO.
09116-08117	186-3	09116-10174	313-61	09117-10058	213-5
	187-3		167-11		214-5
	188-3		168-11		215-5
	189-3		169-11		216-5
	190-3		170-25		217-5
	191-3		171-25		218-5
	192-3		172-25		241-53
	193-3		173-25		242-54
	194-3		174-25		243-53
	195-3		175-25		244-53
09116-08122	196-3	09116-10176	176-25	09118-08127	245-54
	98-25		177-25		246-54
	99-25		186-13		309-58
	100-25		187-13		310-58
	101-25		188-13		311-58
	102-25		189-13		312-58
	103-25		190-13		313-58
	104-25		191-13		219-8
	105-25		192-13		220-8
	106-25		193-13		221-8
09116-08128 09116-08131	107-25	09116-08128 09116-08131	194-13	09125-05042	222-8
	108-25		195-13		223-8
	75-3		196-13		224-8
	208-8		197-2		225-8
	209-8		197-6		226-8
	210-8		198-2		227-8
	211-8		198-6		228-8
	212-8		199-2		229-8
	213-8		199-6		302-15
	214-8		200-2		303-15
09116-08137	215-8	09116-08137	200-6	09125-05046	304-15
	216-8		201-2		305-15
	217-8		201-6		306-15
	218-8		202-2		308-21
	147-5		202-6		51-19
	150-5		203-2		52-19
	151-5		203-6		53-19
	154-5		204-2		54-19
	155-5		204-6		55-19
	75-13		205-2		56-19
09116-10124 09116-10150	157-23	09116-10124 09116-10150	205-6	09125-06067	57-19
	160-23		206-2		58-19
	163-23		206-6		59-19
	164-23		207-2		60-19
	245-58		207-6		61-19
	246-58		208-5		114-3
	309-61		209-5		117-3
	310-61		210-5		118-3
	311-61		211-5		121-3
	312-61		212-5		122-3

PART NO.	FIG.NO.-REF.NO.	PART NO.	FIG.NO.-REF.NO.	PART NO.	FIG.NO.-REF.NO.
09125-05047	241-41	09136-05008	244-37	09140-05005	144-2
	242-42		245-38		63-9
	243-41		246-38		64-9
	244-41		309-39		65-9
	245-42		310-39		66-9
	246-42		311-39		67-9
	309-43		312-39		68-9
	310-43		313-39		69-9
	311-43		241-43		70-9
	312-43		242-44		71-9
09125-05048	313-43	09140-06020	243-43	09140-06020	72-9
	112-3		244-43		73-9
	115-3		245-44		307-32
	116-3		246-44		167-13
	158-10		309-45		168-13
	161-10		310-45		169-13
	162-10		311-45		302-51
	165-10		312-45		303-51
	166-10		313-45		304-51
	307-30		219-5-2		305-51
09125-05135 09125-06063	156-9	09136-06148	219-5-4	09140-08023-XC0	306-51
	157-9		220-5-2		308-31
	158-9		221-5-2		213-9
	158-30		221-5-4		214-9
	159-9		222-5-2		215-9
	160-9		222-5-4		216-9
	161-9		223-5-2		217-9
	161-30		224-5-2		218-9
	162-9		224-5-4		98-7
	162-30		224-5-6		99-7
09125-06067	163-9	09137-04004	225-5-2	09141-18005	100-7
	164-9		225-5-4		101-7
	165-9		226-5-2		102-7
	165-26		226-5-4		103-7
	166-9		227-5-2		104-7
	166-26		227-5-4		105-7
	158-13		228-5-2		106-7
	161-13		228-5-4		107-7
	162-13		229-5-2		108-7
	165-13		229-5-4		208-13
09126-05003	166-13	09126-05003	134-2	09126-06006 09126-06015	209-13
	302-50		135-2		210-13
	303-50		136-2		211-13
	304-50		137-2		212-13
	305-50		138-2		213-15
	306-50		139-2		214-15
	308-25		140-2		215-15
	241-37		141-2		216-15
	242-38		142-2		217-15
	243-37		143-2		218-15

PART NO.	FIG.NO.-REF.NO.	PART NO.	FIG.NO.-REF.NO.	PART NO.	FIG.NO.-REF.NO.
09159-06084	230-8		188-21		79-10
	231-8		189-21		80-10
	232-8		190-21		81-10
	233-8		191-21		82-10
	234-8		192-21		83-10
	235-8		193-21		84-10
	236-8		194-21		85-10
	237-8		195-21		86-10
	238-8		196-21		248-9
	239-8		197-13		249-3
09159-08059	240-8		198-13		250-9
	157-33		199-15		251-9
	160-33		200-13		252-3
	163-33		201-13		253-9
	164-33		202-19		254-9
09159-10050	145-14		203-19		255-3
	146-14		204-17		256-3
	148-14		205-17		257-3
	149-14		206-19		258-3
	152-14		207-19	09160-06084	18-26
09159-22006	153-14		145-11		19-26
	156-13		146-11		20-26
	158-21		147-6		21-26
	159-13		148-11		22-26
	161-21		149-11		23-26
	162-21		150-6		24-26
	241-48		151-6		25-26
	242-49		152-11		26-26
	243-48		153-11		27-26
	244-48		154-6		28-26
09160-05024	245-49		155-6	09160-06104	302-52
	246-49	09160-05024	307-19		303-52
	309-53	09160-05029	112-4		304-52
	310-53		115-4		305-52
	311-53		116-4		306-52
09159-12014	312-53		307-31	09160-08082	213-10
	313-53	09160-06047	63-10		214-10
	145-10		64-10		215-10
	146-10		65-10		216-10
	147-9		66-10		217-10
	148-10		67-10		218-10
	149-10		68-10	09160-08123	15-6
	150-9		69-10	09160-10082	145-15
	151-9		70-10		146-15
	152-10		71-10		147-15
09160-06055	153-10		72-10		148-15
	154-9		73-10		149-15
	155-9		76-10		150-15
	186-21		77-10		151-15
	187-21		78-10		152-15

PART NO.	FIG.NO.-REF.NO.	PART NO.	FIG.NO.-REF.NO.	PART NO.	FIG.NO.-REF.NO.
09160-10093	153-15		152-5		107-11-1
	154-15		153-5		108-11-1
	155-15	09160-12110	145-13	09160-22019	98-11-2
	16-5		146-13		99-11-2
	241-49-3		147-10		100-11-2
	242-50-3		148-13		101-11-2
	243-49-3		149-13		102-11-2
	244-49-3		150-10		103-11-2
	245-50-3		151-10		104-11-2
	246-50-3		152-13		105-11-2
09160-10114	241-49-1		153-13		106-11-2
	241-49-2		154-10		107-11-2
	242-50-1		155-10		108-11-2
	242-50-2	09160-12113	199-17	09160-22020	98-11-3
	243-49-1		202-21		99-11-3
09160-13014	243-49-2		203-21		100-11-3
	244-49-1		206-21		101-11-3
	244-49-2		207-21		102-11-3
	245-50-1		219-17		103-11-3
	245-50-2		220-17		104-11-3
	246-50-1		221-17		105-11-3
	246-50-2		222-17		106-11-3
	309-54		223-17		107-11-3
	310-54		224-17		108-11-3
	311-54		225-17	09160-22021	98-11-4
09160-10139	312-54		226-17		99-11-4
	313-54		227-17		100-11-4
	170-28		228-17		101-11-4
	172-28		229-17		102-11-4
	173-28	09160-14065	110-3		103-11-4
	156-14	09160-18028	208-15		104-11-4
	158-22		209-15		105-11-4
	159-14		210-15		106-11-4
	161-22		211-15		107-11-4
	162-22		212-15		108-11-4
09160-12044	145-12		213-17	09160-22022	98-11-5
	146-12		214-17		99-11-5
	147-11		215-17		100-11-5
	148-12		216-17		101-11-5
	149-12		217-17		102-11-5
	150-11		218-17		103-11-5
	151-11	09160-22018	98-11-1		104-11-5
	152-12		99-11-1		105-11-5
	153-12		100-11-1		106-11-5
	154-11		101-11-1		107-11-5
09160-12066	155-11		102-11-1		108-11-5
	145-5		103-11-1	09160-22023	98-11-6
	146-5		104-11-1		99-11-6
	148-5		105-11-1		100-11-6
	149-5		106-11-1		101-11-6

PART NO.	FIG.NO.-REF.NO.	PART NO.	FIG.NO.-REF.NO.	PART NO.	FIG.NO.-REF.NO.
	102-11-6		309-56		225-9
	103-11-6		310-56		226-9
	104-11-6		311-56		227-9
	105-11-6		312-56		228-9
	106-11-6		313-56		229-9
09160-39002	107-11-6	09164-14008	219-18	09180-06198	29-6
	108-11-6		220-18		30-6
	156-17		221-18		32-6
	157-13		222-18		33-6
	158-17		223-18		98-9-1
	159-17		224-18		99-9-1
	160-13		225-18		100-9-1
	161-17		226-18		101-9-1
	162-17		227-18		102-9-1
	163-13		228-18		103-9-1
164-13	229-18	104-9-1	09181-30186		
165-17	208-7	105-9-1			
166-17	209-7	106-9-1			
156-15	210-7	107-9-1			
157-11	211-7	108-9-1			
158-15	212-7	98-9-2			
159-15	213-7	99-9-2			
160-11	214-7	100-9-2			
161-15	215-7	101-9-2			
162-15	216-7	102-9-2			
163-11	217-7	103-9-2	09181-30187		
164-11	218-7	104-9-2			
165-15	75-4	105-9-2			
166-15	31-8	106-9-2			
157-34	34-8	107-9-2			
160-34	36-8	108-9-2			
163-34	38-8	98-9-3			
164-34	111-5	99-9-3			
241-38	18-25	100-9-3			
242-39	19-25	101-9-3			
243-38	20-25	102-9-3	09181-30188		
244-38	21-25	103-9-3			
245-39	22-25	104-9-3			
246-39	23-25	105-9-3			
309-40	24-25	106-9-3			
310-40	25-25	107-9-3			
311-40	26-25	108-9-3			
312-40	27-25	98-9-4			
313-40	28-25	99-9-4			
241-51	219-9	100-9-4		09181-30190	
242-52	220-9	101-9-4			
243-51	221-9	102-9-4			
244-51	222-9	103-9-4			
245-52	223-9	104-9-4			
246-52	224-9	105-9-4			

PART NO.	FIG.NO.-REF.NO.	PART NO.	FIG.NO.-REF.NO.	PART NO.	FIG.NO.-REF.NO.
	106-9-4		101-8-5		107-8-9
	107-9-4		102-8-5		108-8-9
09181-30192	108-9-4	09181-33009	103-8-5	09181-33005	98-8-10
	98-9-5		104-8-5		99-8-10
	99-9-5		105-8-5		100-8-10
	100-9-5		106-8-5		101-8-10
	101-9-5		107-8-5		102-8-10
	102-9-5		108-8-5		103-8-10
	103-9-5		98-8-6		104-8-10
	104-9-5		99-8-6		105-8-10
	105-9-5		100-8-6		106-8-10
	106-9-5		101-8-6		107-8-10
107-9-5	102-8-6	108-8-10	09181-35101		
108-9-5	103-8-6	98-8-1			
98-8-2	104-8-6	99-8-1			
99-8-2	105-8-6	100-8-1			
100-8-2	106-8-6	101-8-1			
101-8-2	107-8-6	102-8-1			
102-8-2	108-8-6	103-8-1			
103-8-2	98-8-7	104-8-1			
104-8-2	99-8-7	105-8-1			
105-8-2	100-8-7	106-8-1			
106-8-2	101-8-7	107-8-1			
107-8-2	102-8-7	108-8-1	09181-35110		
108-8-2	103-8-7	98-8-11			
98-8-3	104-8-7	99-8-11			
99-8-3	105-8-7	100-8-11			
100-8-3	106-8-7	101-8-11			
101-8-3	107-8-7	102-8-11			
102-8-3	108-8-7	103-8-11			
103-8-3	98-8-8	104-8-11			
104-8-3	99-8-8	105-8-11			
105-8-3	100-8-8	106-8-11			
106-8-3	101-8-8	107-8-11			
107-8-3	102-8-8	108-8-11	09181-35131		
108-8-3	103-8-8	98-10-2			
98-8-4	104-8-8	99-10-2			
99-8-4	105-8-8	100-10-2			
100-8-4	106-8-8	101-10-2			
101-8-4	107-8-8	102-10-2			
102-8-4	108-8-8	103-10-2			
103-8-4	98-8-9	104-10-2			
104-8-4	99-8-9	105-10-2			
105-8-4	100-8-9	106-10-2			
106-8-4	101-8-9	107-10-2	09181-33008		
107-8-4	102-8-9	108-10-2			
108-8-4	103-8-9	98-10-3			
98-8-5	104-8-9	99-10-3			
99-8-5	105-8-9	100-10-3			
100-8-5	106-8-9	101-10-3			

PART NO.	FIG.NO.-REF.NO.	PART NO.	FIG.NO.-REF.NO.	PART NO.	FIG.NO.-REF.NO.
	102-10-3		102-29		196-11
	103-10-3		103-29		197-3
	104-10-3		104-29		198-3
	105-10-3		105-29		199-3
	106-10-3		106-29		200-3
	107-10-3		107-29		201-3
	108-10-3		108-29		202-3
09181-35136	98-10-5	09202-06027	98-30		203-3
	99-10-5		99-30		204-3
	100-10-5		100-30		205-3
	101-10-5		101-30		206-3
	102-10-5		102-30		207-3
	103-10-5		103-30	09204-03003	208-14
	104-10-5		104-30		209-14
	105-10-5		105-30		210-14
	106-10-5		106-30		211-14
	107-10-5		107-30		212-14
	108-10-5		108-30		213-16
09202-04022	219-19	09202-08006	186-6		214-16
	220-19		186-7		215-16
	221-19		186-11		216-16
	222-19		187-6		217-16
	223-19		187-7		218-16
	224-19		187-11	09205-02004	87-8
	225-19		188-6		88-8
	226-19		188-7		89-8
	227-19		188-11		90-8
	228-19		189-6		91-8
	229-19		189-7		92-8
09202-05022	98-15		189-11		93-8
	99-15		190-6		94-8
	100-15		190-7		95-8
	101-15		190-11		96-8
	102-15		191-6		97-8
	103-15		191-7	09205-02013	87-6
	104-15		191-11		88-6
	105-15		192-6		89-6
	106-15		192-7		90-6
	107-15		192-11		91-6
	108-15		193-6		92-6
09202-06023	202-9		193-7		93-6
	203-9		193-11		94-6
	204-9		194-6		95-6
	205-9		194-7		96-6
	206-9		194-11		97-6
	207-9		195-6	09205-03012	156-25
09202-06025	98-29		195-7		157-21
	99-29		195-11		159-25
	100-29		196-6		160-21
	101-29		196-7		163-21

PART NO.	FIG.NO.-REF.NO.	PART NO.	FIG.NO.-REF.NO.	PART NO.	FIG.NO.-REF.NO.
	164-21		89-14		106-5
09205-03019	98-4		90-14		107-5
	99-4		91-14		108-5
	100-4		92-14	09265-30004	208-3
	101-4		93-14		209-3
	102-4		94-14		210-3
	103-4		95-14		211-3
	104-4		96-14		212-3
	105-4		97-14		213-3
	106-4	09262-35070	98-23		214-3
	107-4		99-23		215-3
	108-4		100-23		216-3
09205-03021	87-7		101-23		217-3
	88-7		102-23		218-3
	89-7		103-23	09280-08005	87-3
	90-7		104-23		88-3
	91-7		105-23		89-3
	92-7		106-23		90-3
	93-7		107-23		91-3
	94-7		108-23		92-3
	95-7	09263-22020	98-21		93-3
	96-7		99-21		94-3
	97-7		100-21		95-3
09206-08001	1-4		101-21		96-3
09206-13019	2-5		102-21		97-3
09247-14041	31-5		103-21	09280-09008	75-16
	34-5		104-21	09280-11001	87-4
	36-5		105-21		88-4
	38-5		106-21		89-4
09247-14042	35-5		107-21		90-4
	37-5		108-21		91-4
09248-10008	208-6	09263-22039	208-2		92-4
	209-6		209-2		93-4
	210-6		210-2		94-4
	211-6		211-2		95-4
	212-6		212-2		96-4
	213-6		213-2		97-4
	214-6		214-2	09280-12008	74-6
	215-6		215-2	09280-22019	1-6
	216-6		216-2	09280-26005	40-3
	217-6		217-2		41-3
	218-6		218-2		42-3
09248-12009	75-5	09265-20015	98-5		43-3
09250-40002	135-8		99-5		44-3
	141-8		100-5		45-3
	142-8		101-5		46-3
09251-07003	247-12		102-5		47-3
09260-10005	87-14		103-5		48-3
	88-14		104-5		49-3
			105-5		50-3

PART NO.	FIG.NO.-REF.NO.	PART NO.	FIG.NO.-REF.NO.	PART NO.	FIG.NO.-REF.NO.
09280-26006	1-15		100-22		37-2
	62-4		101-22		38-2
09280-75001	98-24		102-22		39-2
	99-24		103-22	09320-09016	111-6
	100-24		104-22	09320-09039	18-27
	101-24		105-22		19-27
	102-24		106-22		20-27
	103-24		107-22		21-27
	104-24		108-22		22-27
	105-24	09306-10020	241-50		23-27
	106-24		242-51		24-27
	107-24		243-50		25-27
	108-24		244-50		26-27
09282-17005	98-27		245-51		27-27
	99-27		246-51		28-27
	100-27		309-55	09320-09501	3-3
	101-27		310-55		4-3
	102-27		311-55		5-3
	103-27		312-55		6-3
	104-27		313-55		7-3
	105-27	09306-13007	219-20		8-3
	106-27		220-20		9-3
	107-27		221-20		10-3
	108-27		222-20		11-3
09282-17011	186-16		223-20		12-3
	187-16		224-20		13-3
	188-16		225-20	09320-11013	219-10
	189-16		226-20		220-10
	190-16		227-20		221-10
	191-16		228-20		222-10
	192-16		229-20		223-10
	193-16	09320-08021	123-6		224-10
	194-16		124-6		225-10
	195-16		125-6		226-10
	196-16		126-6		227-10
09282-39001	156-16		127-6		228-10
	157-12		128-6		229-10
	158-16		129-6	09343-70503-080	40-12
	159-16		130-6		41-12
	160-12		131-6		42-12
	161-16		132-6		43-12
	162-16		133-6		44-12
	163-12	09320-08062	29-3		45-12
	164-12		30-3		46-12
	165-16		31-2		47-12
	166-16		32-3		48-12
09283-37005	14-11		33-3		49-12
09289-05012	16-15		34-2		50-12
09289-22007	98-22		35-2	09352-50823-600	18-28
	99-22		36-2		19-28

PART NO.	FIG.NO.-REF.NO.	PART NO.	FIG.NO.-REF.NO.	PART NO.	FIG.NO.-REF.NO.
					20-28
					21-28
					22-28
					23-28
					24-28
				09359-50901-980	62-13
				09360-12008	31-7
					34-7
					36-7
					38-7
					35-7
09352-50901-600		09360-12013			37-7
					39-7
				09363-08004	31-6
					34-6
					36-6
					38-6
				09367-06006	264-4
					265-4
					266-4
					267-4
09352-50903-600					268-4
					269-4
					270-4
					271-4
					272-4
					273-4
					274-4
				09367-08001	247-13
				09380-12002	167-14
					168-14
					169-14
					170-24
					171-24
					172-24
					173-24
					174-24
					175-24
					176-24
					177-24
					178-24
				09380-38003	156-18
					157-14
					158-18
					159-18
					160-14
					161-18
					162-18
					163-14
					164-14
					165-18
					166-18
					167-18
					168-18
					169-18
					170-18
					171-18
					172-18
					173-18
					174-18
					175-18
					176-18
					177-18
					178-18
					179-18
					180-19
					181-19
					182-19
					83-19
					84-19
					85-19
					86-19
					87-19
					88-19
					89-19
					90-19
					91-19
					92-19
					93-19
					94-19
					95-19
					96-19
					97-19
					98-19
					99-19
					100-19
					101-19
					102-19
					103-19
					104-19
					105-19
					106-19
					107-19
					108-19
					109-19
					110-19
					111-19
					112-19
					113-19
					114-19
					115-19
					116-19
					117-19
					118-19
					119-19
					120-19
					121-19
					122-19
					123-19
					124-19
					125-19
					126-19
					127-19
					128-19
					129-19
					130-19
					131-19
					132-19
					133-19
					134-19
					135-19
					136-19
					137-19
					138-19
					139-19
					140-19
					141-19
					142-19
					143-19
					144-19
					145-19
					146-19
					147-19
					148-19
					149-19
					150-19
					151-19
					152-19
					153-19
					154-19
					155-19
					156-19
					157-19
					158-19
					159-19
					160-19
					161-19
					162-19
					163-19
					164-19
					165-19
					166-19
					167-19
					168-19
					169-19
					170-19
					171-19
					172-19
					173-19
					174-19
					175-19
					176-19
					177-19
					178-19
					179-19
					180-19
					181-19
					182-19
					183-19
					184-19
					185-19
					186-19
					187-19
					188-19
					189-19
					190-19
					191-19
					192-19
					193-19
					194-19
					195-19
					196-19
					197-19
					198-19
					199-19
					200-19
					201-19
					202-19
					203-19
					204-19
					205-19
					206-19
					207-19
					208-19
					209-19
					210-19
					211-19
					212-19
					213-19
					214-19
					215-19
					216-19
					217-19
					218-19
					219-19
					220-19

PART NO.	FIG.NO.-REF.NO.	PART NO.	FIG.NO.-REF.NO.	PART NO.	FIG.NO.-REF.NO.
	41-18		49-17		124-20
	42-6		50-17		125-20
	42-18	09403-11321	114-14		126-20
	43-6		117-14		127-20
	43-18		118-14		128-20
	44-6		121-14		129-20
	44-18		122-14		130-20
	45-6	09403-13408	110-10		131-20
	45-18	09403-17303	1-24		132-20
	46-6	09407-08401	297-8		133-20
	46-18		297-26		275-6
	47-6		298-8		275-18
	47-18		298-26		276-6
	48-6		299-8		276-18
	48-18		299-26		277-6
	49-6		300-8		277-18
	49-18		300-26		278-6
	50-6		301-8		278-18
	50-18		301-26		279-6
	247-14	09407-10404	134-5		279-18
09401-11425	29-8		135-4		280-6
	30-8		136-5		280-18
	31-11		137-5		281-6
	32-8		138-5		281-18
	33-8		139-5		282-6
	34-11		140-5		282-18
	35-11		141-4		283-6
	36-11		142-4		283-18
	37-11		143-5		284-6
	38-11		144-5		284-18
	39-11	09407-14403	123-19		285-6
09401-15414	1-23		124-19		285-18
09401-25406	62-9		125-19	09407-18402	123-25
09403-07340	112-7		126-19		124-25
	114-13		127-19		126-25
	115-7		128-19		127-25
	116-7		129-19	09407-25402	219-25
	117-13		130-19		220-25
	118-13		131-19		221-25
	121-13		132-19		222-25
	122-13		133-19		223-25
09403-11320	40-17	09407-14407	112-9		224-25
	41-17		114-16		225-25
	42-17		115-9		226-25
	43-17		116-9		227-25
	44-17		117-16		228-25
	45-17		118-16		229-25
	46-17		121-16		264-7
	47-17		122-16		265-7
	48-17		123-20		266-7

PART NO.	FIG.NO.-REF.NO.	PART NO.	FIG.NO.-REF.NO.	PART NO.	FIG.NO.-REF.NO.
	267-7	09420-04006	51-20		103-18
	268-7		52-20		104-18
	269-7		53-20		105-18
	270-7		54-20		106-18
	271-7		55-20		107-18
	272-7		56-20		108-18
	273-7		57-20	09443-10043	158-31
	274-7		58-20		161-31
09408-00054	40-19		59-20		162-31
	41-19		60-20		165-27
	42-19		61-20		166-27
	43-19	09420-04008	110-4	09471-12028	275-4
	44-19	09440-07078	87-15		276-4
	45-19		88-15		277-4
	46-19		89-15		278-4
	47-19		90-15		279-4
	48-19		91-15		280-4
	49-19		92-15		281-4
	50-19		93-15		282-4
09408-00121	31-12		94-15		283-4
	34-12		95-15		284-4
	35-12		96-15		285-4
	36-12		97-15	09471-12077	259-5
	37-12	09440-08043	98-17		260-5
	38-12		99-17		261-5
	39-12		100-17		262-5
09408-00155	31-13		101-17		263-7
	34-13		102-17		275-22
	35-13		103-17		275-24
	36-13		104-17		276-22
	37-13		105-17		277-22
	38-13		106-17		277-24
	39-13		107-17		278-22
09408-00174	29-9		108-17		278-24
	30-9	09440-12027	241-39		279-22
	32-9		242-40		280-22
	33-9		243-39		280-24
09408-00175	62-16		244-39		281-22
09408-00184	134-6		245-40		281-24
	135-5		246-40		282-22
	136-6		309-41		283-22
	137-6		310-41		284-22
	138-6		311-41		285-22
	139-6		312-41	09471-12103	259-2
	140-6		313-41		260-2
	141-5	09440-40002	98-18		261-2
	142-5		99-18		262-2
	143-6		100-18		263-2
	144-6		101-18		263-4
09409-05312-6GS	247-15		102-18		275-2

SUZUKI DF40A/50A/60A PARTS CATALOGUE

SUZUKI MOTOR CORPORATION All rights reserved

No part of this document may be reproduced or transmitted in any form or by any means, electronic or mechanical, for any purpose, without the express written permission of Suzuki Motor Corporation.

SUZUKI MOTOR CORPORATION

Technical Readiness Group, Quality Administration Department
300 Takatsuka, Minami, Hamamatsu, Japan

Reprint Prohibited

SUZUKI MOTOR CORPORATION